



READING TIP

**when browsing through
this catalogue it is easier
using two-up view**

(viewing the left & right side next to each other)!

**FOR BEST RESULTS
DO NOT
PRINT THIS PAGE!**

**This page will interfere with the
correct page order when printing
recto-verso.**

The illustrations and photo's in our catalogues and on our website are protected.
It is illegal to copy these in any way or by any means.
You are permitted to print the pages for personal use only.

MGA 1955-1962

PARTS & ACCESSORIES CATALOGUE



Eighth Edition • 190.001

Quality Parts & Service



MGA 1955-1962

PARTS & ACCESSORIES CATALOGUE

fill your customer number
in for easy ordering

--	--	--	--	--	--	--	--



www.angloparts.com

please visit our website for all contact information

Anglo Parts Shops

MAIN BRANCH BELGIUM

NETHERLANDS • ITALY • GERMANY

Authorized Anglo Parts Dealers

FRANCE • NETHERLANDS • SPAIN

SWEDEN • FINLAND • SWITZERLAND

CZECH REPUBLIC • SLOVAKIA

LUXEMBOURG • POLAND • HUNGARY



All Rights reserved. No part of this publication may be reproduced or absorbed in any catalogue or information system by any means, Mechanical, photographic, electronic or otherwise, without prior express written consent of Anglo-Parts n.v.



Belangrijke informatie NL - blz 143 • Informations importantes F - page 144
 Wichtige Auskünfte/Allgemeine Verkaufs- und Lieferbedingungen D - Seite 146-147
 Informazione importante I - Pagina 145 • Viktig informationen SE - Sida 148 • información importante ES - página 149
 Důležitá informace CZ - Stránka 150 • Ważne informacje PL - Strona 151 • Tärkeä tietoa FI - Sivut 152

IMPORTANT POINTS

The general policies of our business are printed on the reverse side of our invoices and are on our web site. Updates are printed in the most recent catalogues and price lists and are updated on the web site. When you order goods from us you agree with our policies and accept them. You are always free to ask for an updated publication. The most recent will succeed all previous. Please read below, the most important points.

OUR SALESMEN

We are not trained automotive technicians and can not be held responsible for errors we say or write, we are enthusiasts who like to help. For technical information, we recommend you use the books listed in this catalogue.

OUR CATALOGUES/WEBSITE

We have made every effort to make sure that the information in our catalogues and on our web site is correct. We can not be held liable or responsible if any mistake or inaccuracy exists in specification, pricing or part number. We have the right to correct any error. The illustrations and photo's in our catalogues and on our web site are only representations, products supplied may vary from illustrations and photo's, but will function the same way with similar quality.

OUR PART NUMBERS & PRICES

All parts (or sets of parts) have our own part number and refer to one item only. THE QUANTITY REQUIRED ("QTY") stands for the quantity used for particular application. The quantity you order can be different and should be marked when you order. Parts not available new, might be available in second hand condition. These second hand parts are not always listed on the web site or in our price lists. Information will be sent to you on request. Prices shown on the web site and in the price lists are for one item and information only and are subject to change without prior notice. Prices on the web site can be seen with or without VAT depending on your choice. Price lists supplied with the catalogues can exclude or include local VAT, this is indicated on each price list. Part numbers are made from six figures. The first three figures will indicate the nature of the part. For example 161 stands for nuts, 162 for screws, 163 for washers, etc. The condition of the part we sell is indicated on the web site and in the price list. The following codes will appear on the web site in the catalogue parts lists and on the price lists supplied with catalogues, near the number, for the parts which are.. SH - Second Hand, EX - supplied on an EXCHANGE BASIS, and a SURCHARGE will be invoiced. NA - Currently NOT AVAILABLE. LH - Left Hand or RH - Right Hand. Always viewed from the drivers seat. LHD - left Hand Drive, RHD Right Hand Drive, A/R - AS REQUESTED, means the quantity required can vary from application to application. USE - the part number has been replaced by an other part number indicated.

ORDERS

Orders are welcome through the WEB SITE, E-MAIL, FAX, LETTER, TELEPHONE or by visiting a Anglo-Parts branch.

For orders not made through our Web site, can we please ask you to prepare the following, using our ORDER FORM.

- Your CUSTOMER NUMBER, name, address, telephone number work/home, fax number, codice fiscale (for Italian customers only) or VAT number for European companies.
- Specify if shipping address is different.
- CAR TYPE INFORMATION, make, model, year build etc.
- Provide Anglo Parts PART NUMBERS only.
- Indicate the quantity desired and parts description.
- Indicate method of payment: VISA, MASTER CARD, EURO CARD or advance payment by bank.
- Once an order placed, we put this in the computer system and the processing of labels, lists and checking lists will follow. Changing an order already placed, will

hold up the whole system and automatically cause delays, we therefore ask for your help by checking your order twice prior to send it to us. This will help us deliver the parts in time. Thank you for your understanding.

PAYMENTS

CREDIT CARDS: At this time of writing, we accept the following credit cards: VISA, MASTER CARD, EURO CARD. Please supply credit card number (mostly 16 figures), expiring date and name as appears on the card.

BANK: When your merchandise is being picked, packed in boxes, weighed and sized, the invoice will be made and we inform you of the total amount to be paid, invoice (**Not for Web site**) number and our bank references. Please note the invoice number and your customer number with any payment you do.

SHIPMENT

NATIONAL: We deliver door to door and goods including the transport costs must be paid at delivery C.O.D., if a credit card was not used.

INTERNATIONAL: We ship UPS prepaid, for small parcels. The only cost still to be paid at reception might be your local TAX. For large or heavy parcels we use an economical and fast transport method. ANGLO PARTS packs its boxes very well and the risk of receiving damaged goods is very small, however the following must be noted. Anglo Parts will not be held responsible for goods lost or damaged in transit. For shortage or damage claims not caused by the transporter, a claim must be made within three days of receipt of the order. All packing materials should be retained. Transport of glass in not insurable and will be transported at your own risk.

RECEIVING YOUR GOODS

For all shipments, by arrival, please check that no seal or tape is broken and the package is not damaged. In case of any damage or shortage, write this on the carrier's sheet in accordance with the actual condition and quantity of contents BEFORE you sign the freight bill or receiving note. Keep your copy attached with the invoice and make a claim to the transport company immediately. In any case, save the packing material until everything is settled. Anglo Parts checks goods while picking from stock and again while packing but the final check must be made by the customer himself at arrival. Make sure that the parts received match the ones you ordered and that mechanical parts function correctly. Do not wait with checking the goods until you actually need them and report problems within three days of receiving the goods.

WARRANTY

Almost all parts made for the classic car industry are made in small quantities by companies who are willing to do this at an acceptable price. We at Anglo Parts check the goods for approval but we are not able to inspect each individual product. It is the responsibility of the user to make the final inspection of the part PRIOR TO fitting. Especially mechanical parts must be checked to make sure they are in perfect working condition. The warranty period starts from the invoice date, not from the installation date. Our parts carry normal and reasonable warranty but claims will be limited to the value of the component and in no case should cover labour, transport, failure of related component, failure resulting from faulty installation or parts being used for rally or competition. All products for warranty claim must be returned to the shop where you bought it by using the following procedures: the value must be over 8 euro, the goods must be sent back with shipping and taxes prepaid, all parts must be returned clean and well packed, once you or a third person has disassembled the part, our responsibility for it has ended. Anglo Parts will make the final decision of whether the unit was inherently defective or damaged during installation. We shall investigate this offer when we have received the goods back from you in undamaged condition. During the return these goods may not be damaged by poor packing or by transport. The warranty period for reconditioned parts is limited to 6 months and 4 months for rebuilt shock absorbers, most other parts are warranted against defects in material and workmanship by the original equipment manufacturer or by Anglo Parts nv for a period of one year starting with the date on the invoice.

RETURNS

If you received an incorrect item, and the mistake is yours, we are willing to restock this item and we will credit the value of the goods less a 15% restocking charge. No returns will be accepted without your invoice copy, after 30 days from the invoice date, for bearings, pistons, piston rings, goods by meter, trim parts (hoods, soft tops, tonneau covers, seat kits, panels etc.) books or any parts where installation has been attempted. Goods must be returned transport and taxes prepaid. Anglo Parts is not able to refund the taxes paid in the country of arrival, shipping or packing charges and commission we had to pay to the credit card company. You can use the value of this credit note again in a future order of the same value. We do not refund the value of credit notes.

SURCHARGE - CORE DEPOSITS

A surcharge will be added on the price for parts offered on an exchange basis. The surcharge price can be seen on the web site in the catalogue parts lists and is listed in our price list near the part number related and will be invoiced pending the return of the old reservable unit. This surcharge will be refunded in full providing that we receive the unit complete, clean, drained of oil and returned within two months of our invoice date. Please also provide a copy of our invoice. All returns must be sent back with full shipping charge prepaid. If you export the old unit to us, a letter should be sent to us with your name, address, telephone number, date of sending and description of the goods you are returning, including the surcharge value. Please make some copies and stick one on the parcel, one into the packing and keep one for yourself. We will need this information for importing the goods. Upon its arrival we will immediately check the following points: is the packing well done and has there been any damage during the transport, is the old unit similar to the type of unit we have sent to you (correct original), is the unit complete and are the essential parts rebuildable. Please do not send a MGA wiper motor for exchange with a TD wiper motor, do not send a distributor without the advance system. In this latter sample we will refund the surcharge for the distributor less the value (in our opinion) of the advance system.

BACK ORDERS

Goods that are not in stock at the time of your order will be kept in back order. We will inform you when these are available again and parts will be reserved for you for a period of fourteen days starting from the day you were informed. If you do not contact us within this period, we will put the part(s) back in our stock to be sold to other customers. By ordering you can also specify "No Back orders" or ask us to cancel all previous back orders. When a part you had on back order becomes obsolete, we will let you know as well. If you decide to take this part in used condition, please ask us and we will do our best to obtain it, if possible.



MGTC - TD - TF - MGA - MGB - MG Midget - MGC - MGF - Triumph Spitfire & GT6 - TR2 - 3 - 3A - 4 - 4A - 5 - 250 - 6

Austin Healey 100/4 - 6 - 3000 & Sprite - MGTC - TD - TF - MGA - MGB - MG Midget - MGC - MGF - Triumph Spitfire & GT6 - Triumph TR2 - 3 - 3A - 4 - 4A - 5 - 250 - 6



There's no easier way!
angloparts.com
All the parts, all the information and all our free PDF catalogues at your fingertips.

Austin Healey 100/4 - 100/6 - 3000 and Sprite - Mini - Morris Minor - Land Rover Defender - Jaguar XK120 - 140 - 150 - Jaguar E-Type - Jaguar MKII - Jaguar XJ

Jaguar XK120 - 140 - 150 - Jaguar E-Type - Jaguar MKII - Jaguar XJ - Mini - Morris Minor - Land Rover Defender



How to read and use the partnumber list

i

PART NO.	QT	DESCRIPTION
7 111.003	1	Joint ring, exhaust manifold to exhaust
8 011.157	1	SPIN-ON Oil filter conversion plate.
9 011.279	1	kit, containing all studs, nuts and spring wa
		for fitting thermostat housing and manifold
111.038	1	Paper oil filter with seele
	1	Metal SPIN-ON oil filter

GB
ILL n°.

illustration number

Part n°.

Part number

QTY

Quantity required

DESCRIPTION

Part description

Illustration number

Exceptions: If a part has no illustration number it is because there are several kinds of the part in question.

e.g. Left and right hand door panel.

Part number

Exceptions: A part number may be missing if the part is no longer obtainable or in production.

Necessary quantity:

ATTENTION: indicated here is the quantity of units necessary and **not** the quantity of units which are supplied per order/delivery.

Our parts are sold per unit.

Part description

With dimensions of screws, bolts, cables, etc. Information about carburettors, electricity etc., details about books giving more information about the part itself: original, reproduction, reconditioned, etc.

NL
Illustratie nummer

Uitzonderingen: Een onderdeel heeft geen illustratie nr. omdat er meerdere soorten van het bestaande stuk zijn.

vb. Links en rechts deurpaneel

Onderdeelnummer

Uitzonderingen: Een onderdeelnummer kan ontbreken wanneer dit stuk niet meer te verkrijgen of in productie is.

Nodige Hoeveelheid

LET OP: Hier wordt de hoeveelheid stuks die nodig zijn vermeld en **niet** de hoeveelheid stuks die worden geleverd bij bestellingen. Onze onderdelen worden verkocht per stuk.

Onderdeel beschrijving

Met maten van schroeven, bouten, kabels enz. Informatie over carburateurs, elektriciteit enz. Details over boeken die meer informatie geven. Informatie over het onderdeel zelf: origineel, reproductie, gerestaureerd enz.

F
Numéro illustration

Exceptions: Si une pièce détachée ne comporte pas de numéro d'illustration, c'est que la pièce existe en plusieurs versions.

Exemple: Panneau de porte gauche - droite.

Numéro de la pièce

Exceptions: Si ce numéro n'est pas indiqué, c'est parce que cette pièce n'est plus disponible ou qu'elle n'est plus en production.

Quantité nécessaire:

ATTENTION: Sous cette rubrique, on mentionne la quantité de pièces qu'il faut et **non** la quantité de pièces livrées lors de la commande. Nos pièces détachées se vendent à l'unité.

Description de la pièce:

Comporte les dimensions des vis, écrous, câbles etc. Des renseignements au sujet de carburateurs, électricité etc., des détails concernant des livres informatifs. Des renseignements au sujet de la pièce même: pièce d'origine, reproduction, pièce révisée etc.

D
Abbildungsnummer:

Ausnahmefall: Wenn ein Einzelteil keine Abbildungsnummer hat, ist das, weil der Einzelteil in mehreren Fassungen besteht.

Beispiel: Linke - rechte Türfläche.

Nummer des Ersatzteils:

Ausnahmefall: Mangelt diese Nummer, dann ist dieser Einzelteil nicht mehr verfügbar oder wird er nicht mehr hergestellt.

Benötigte Menge:

Achtung! Unter diesem Titel wird die Menge der benötigten Einzelteile angegeben, sondern **nicht** die Menge der bei Bestellungen gelieferten Einzelteile. Unsere Einzelteile werden stückweise verkauft.

Beschreibung des Ersatzteils

Betrifft die Abmessungen der Schrauben, Mutter, Kabel, usw.; Auskünfte über Vergaser, Elektrizität, usw. Einzelheiten über Info-Bücher, Auskünfte über den Einzelteil selbst: Originaleinzelteil, Reproduktion, überholter Einzelteil usw.

I
Numero illustrazione

Eccezioni: Un componente non ha un numero illustrazione perchè ci sono vari tipi del pezzo esistente.

P. es. Pannello porta destro e sinistro.

Numero componente

Eccezioni: Può succedere che non c'è un numero componente quando il pezzo non è più disponibile o quando non è più

in produzione.

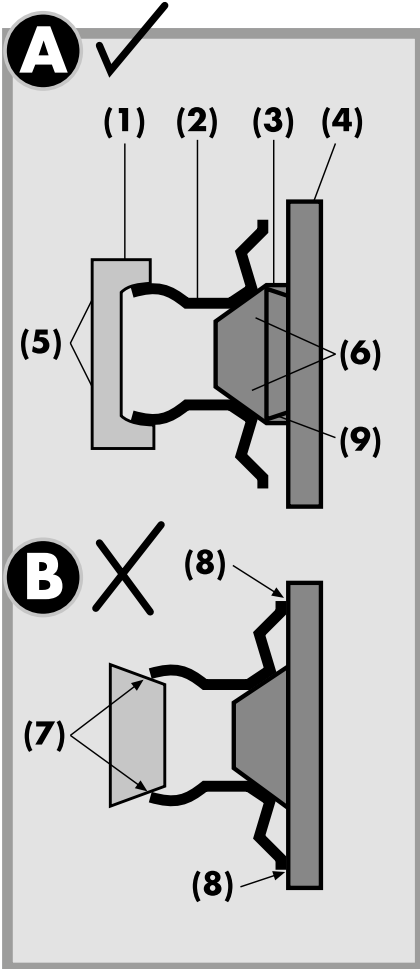
Quantità necessaria

AVVERTENZA: La quantità di pezzi necessari è data, e non la quantità di pezzi consegnati dopo ordinazioni. I nostri componenti vengono venduti

al pezzo.

Descrizioni componenti

Con misure di vite, bulloni, cavi ecc. Informazione su carburatori, elettricità ecc. dettagli su libri che danno ulteriore informazione. Informazione sul componente stesso: originale, riproduzione, revisionato ecc.



GB

How to balance centre lock wire wheels

The diagrams show the centre spline of a wire wheel attached to a balancer.

Diagram A is the correct method of locating the wheel.

Diagram B shows the wrong method.

- (1) Balancer lock nut
- (2) Splined hub
- (3) Sprung cone
- (4) Mounting face of balancer
- (5) Locate only at these external points
- (6) Locate only at these points
- (7) Do not locate at these internal points
- (8) Do not locate at these points
- (9) Inner cone with distance piece

POINTS TO CHECK

The original high degree of balance may be affected by wheel damage as well as by factors related to the tyres uneven tread wear, cover or tube repairs etc. If roughness or high speed steering trouble develop, and this cause is not disclosed by mechanical investigation, then the complete tyre and wheel assembly should be checked for balance.

It is **IMPERATIVE** that the hubs are located on the balancing machine in exactly the same manner as located on the car and the factory truing jigs. Alternatively, balance on the vehicle, this operation can only be done on the front wheels of your car.

D

Das Auswuchten von Speichenrädern mit zentral Verschluss.

Die abbildungen zeigen die Nabe eines ZV-Speichenrades auf einer Auswuchtmaschine montiert.

Abbildung A: Die richtige Montage. (Nabenteller berührungsfrei, außen sitzender Außenkonus).

Abbildung B: Hier ist die Nabe falsch montiert!

- (1) Außen übergreifender Wuchtkegel
- (2) Speicherad-Nabe
- (3) Innenkegel mit Distanzstück "i"
- (4) Anlageplatte der Wuchtmaschine
- (5) Hier über Original-Außenkonus spannen
- (6) Hier über Original-Innenkegel spannen
- (7) Nicht über Innenkegel führen
- (8) Der Nabenteller darf die Anlageplatte nicht berühren!
- (9) Distanzstück, zur Verhinderung von Punkt "H"

Überprüfungspunkte: (Hinweise)

der ursprünglich gute Rundlauf eines Rades kann sowohl durch eine Beschädigung des Rades als auch durch ungleichmäßige Reifenabnutzung, Schlauchreparaturen oder ungenau gefertigte Neureifen etc. beeinträchtigt werden. Wenn vibrationen auftreten, deren Ursache nicht zweifelsfrei in der Mechanik liegen, sollte das komplette Rad mit reifen ausgewuchtet werden.

Es ist **absolut unumgänglich**, daß die Räder auf der Wuchtmaschine genauso gespannt werden wie am Wagen selbst. Bei Bedarf sind die erforderlichen Spannerwerkzeuge über MWS zu beziehen. Alternativ ist es möglich, die Räder elektronisch am Wagen zu wuchten, was jedoch nur an nicht angetriebenen Achsen möglich ist.

F

COMMENT EQUILIBRER DES ROUES A RAYONS

Le dessin montre le moyeu d'une roue fixée sur une équilibreuse.

LE SCHEMA A

indique la méthode de fixation correcte.

LE SCHEMA B

indique une fixation incorrecte.

- (1) Equilibreuse, écrou de verrouillage
- (2) Moyeux
- (3) Cone ressort
- (4) Montage Avant de l'équilibreuse
- (5) Placer seulement sur ces points extérieurs
- (6) Placer seulement sur ces points intérieurs
- (7) Ne pas placer sur ces points intérieurs
- (8) Ne pas placer sur ces points
- (9) écartement afin d'éviter le contact sur point

LES POINTS A OBSERVER ET VERIFIER:

La précision de l'équilibrage peut être affectée par une jante détériorée aussi bien que par des pneus usés ou des tubeless réparés, etc. Si la direction devient dure ou représente des troubles à grande vitesse, et, où après vérification, la cause n'est pas mécanique, il convient de vérifier l'équilibrage de la roue.

IL EST IMPERATIF de respecter le schema A lors de l'installation sur l'équilibreuse. On peut aussi équilibrer les roues avant seulement sur le véhicule, à l'aide d'un appareil adapté. Pour tous renseignements complémentaires n'hésitez pas à contacter

NL

Het uitbalanceren van een "centre lock" spaakvelg

Illustraties:

SCHEMA A

Dit is de juiste wijze van balanceren.

SCHEMA B

Op deze foute wijze krijgt men afwijkende meet gegevens.

- (1) Balancer moer
- (2) Spaakvelg
- (3) Binnencone met afstandstuk
- (4) Montage plaat van balancer apparaat
- (5) Centeren op deze binnenste punten
- (6) Op deze punten centeren
- (7) Niet centeren op deze binnenste punten
- (8) Niet op deze punten centeren
- (9) Binnencone met afstandstuk

Belangrijk is de wijze waarop de spaakvelg op het balancer apparaat opgespannen wordt.

Zie illustratie A en B.

In verband met de garantie wordt aanbevolen de spaakvelg zonder band op het balancer apparaat op te spannen en na te zien of de velg in balans is. De afwijking wordt gemeten vanaf de rand waar de band tegen komt te liggen met maximaal 2 millimeter afwijking. Als deze afwijking minder is, dan kan de band op de spaakvelg gemonteerd worden en het geheel uitgebalanceerd worden.

I

COME BILANCIARE RUOTE A RAGGI

Il disegno mostra il mozzo d'una ruota fissata su una macchina da bilanciare.

LO SCHEMA A indica il metodo corretto di fissare una ruota.

LO SCHEMA B

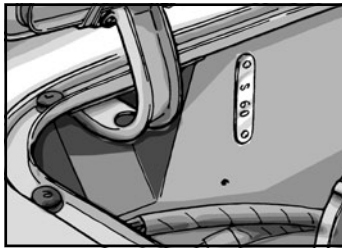
mostra il metodo scorretto !

- (1) Un dado di fermo
- (2) Mozzo
- (3) Pezzo conico sporgente
- (4) Disco di montaggio della macchina da bilanciare
- (5) Mettere soltanto sui punti esteriori
- (6) Mettere soltanto su questi punti
- (7) Non mettere su questi punti interiori
- (8) Non mettere su questi punti
- (9) Separazione per evitare il contatto con il punto

La precisione del bilanciamento diventa meno sicura a causa di un cerchio danneggiato, di pneumatici usati o di gomme riparate, etc. Se la conduzione diventa difficile o presenta dei problemi a grande velocità, è necessario verificare il bilanciamento della ruota. È necessario rispettare lo schema A durante l'installazione sulla macchina da bilanciare. Si può bilanciare soltanto le ruote anteriori sulla macchina, per mettere di un apparecchio adatto.

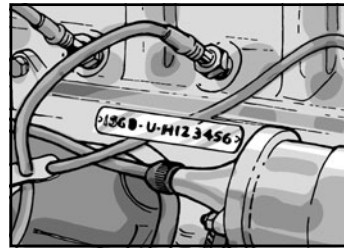


Serial numbers, chassis numbers and production dates



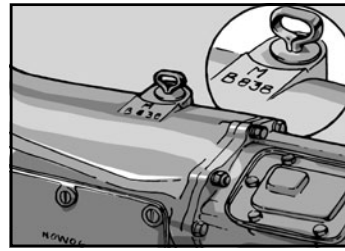
Body number

This is stamped on a plate secured to the right hand side of the dash panel.



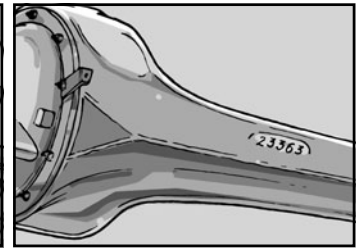
Engine number

This is stamped on a plate on the right hand side of the cylinder block.



Gearbox number

This is stamped on top of the gearbox casing adjacent to the dipstick.



Rear axle number

This is stamped on the front of the left hand rear axle tube.

Engine serial numbers

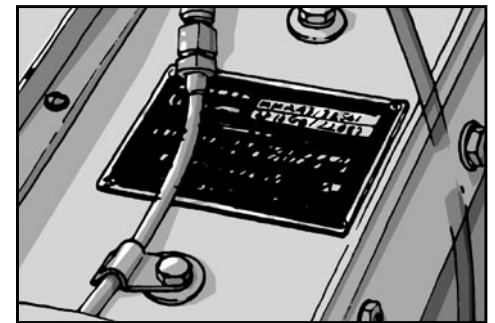
EXAMPLE :

BP15GB/U/H1234

1 st	2 nd	3 rd	4 th	5 th	6 th
BP	15	G	B	U	H /1234

1 st	BP = Prefix for early 1500 only
2 nd	15 = 1500 cc 16 = 1600 cc
3 rd	G = MG A = Austin M = Morris W = Wolseley
4 th	B = 1500 A = 1600 C = 1622
5 th	U = Center gearchange
6 th	H = High compression L = Low compression

Chassis numbers



The chassis number is stamped in the identification plate. Early cars had the engine number stamped on this plate as well. Later they printed on the plate "See engine". Some countries require that the chassis number should also be stamped into the chassis. This was not done by the factory, but possibly by the importer or dealer .

Chassis numbers for MGA 1500

EXAMPLE :

HDA11/12345

1 st	2 nd	3 rd	4 th	5 th
H	D	A	1	1 /12345

1 st	H = MGA
2 nd	D = Tourer M = Coupé
3 rd	A = Black D = Mineral blue E = Island green H = no colour yet K = Orient red L = Glacier blue R = Old English white T = Ash green U = Tyrolite green
4 th	1 = RHD for England 2 = RHD for export 3 = LHD 4 = North America 5 = CKD-RHD Supplied loose, to be assembled in country of destination 6 = CKD-LHD Supplied loose, to be assembled in country of destination
5 th	1 = Synthetic 2 = Synthetic 3 = Cellulose 4 = Metallic 5 = Primed 6 = Cellulose body & synthetic wings

Car numbers

First was	#10101	Sept. 1955
First Coupé	#20670	Sept. 1956
First was	#68850	July 1959

Chassis numbers for MGA 1600 & MKII

EXAMPLE 1 :

GHNL/89123

EXAMPLE 2 :

GHD2/10555

1 st	2 nd	3 rd	4 th	5 th
G	H	N		L / 89123

1 st	G = MG
2 nd	H = 1400 - 1999 cc (cubic capacity)
3 rd	N = Roadster D = Coupé
4 th	Nothing used for 1600 cars 2 = 1600 MKII
5 th	Nothing used for RHD cars L = Left hand drive

Car numbers

First 1600, July 1959 was	#68851
First car built in Jan. 1960 was	#83085 (Roadster) #83090 (Coupé)
First car built in Jan. 1961 was	#99950 (Roadster) #99835 (Coupé)
Last 1600 built in March '61 was	#100351 (Roadster) #100319 (Coupé)
First MKII built in Jan. 1962 was	#105930 (Roadster) #105650 (Coupé)
Last MGA MKII Coupé built was	#109070



- A**
- 5 speed gearbox kit 102
 - Accelerator cables 24
 - Accelerator pedal extension 114
 - Accessories** 116, 117
 - Adaptor, breather hose to filter 107
 - Adaptor, temp pressure gauge 115
 - Adaptor, vacuum, servo 108
 - Adjustable cam sprocket 100
 - Adjusting tool, valves 139
 - Aero screen 113
 - Air intake 78
 - Air filters 20, 25, 106, 107
 - Allgemeine Verkauf- und Lieferbedingungen D** 147
 - Alloy wheel, 8 spoke 112
 - Alloy wheel, central locking 111
 - Alternator** 52, 99
 - Aluminium accessories 120
 - Aluminium radiator 104
 - Ampmeter 115
 - Anchorage point kit, safety belt 114
 - Antifreeze 131
 - Anti-rust products** 131
 - Anti-roll bar kit 38
 - Arm rest, leather 88, 96
 - Ashtray 116
 - Assembling lube 132
 - Aston fuel filler cap 122
 - AUTOGLYM products** 130
 - Axle, rear 44
- B**
- Badges** 74, 78, 121
 - Badge bar** 78, 121
 - Ball joint separator 139
 - Banjo axle tool 139
 - Battery** 52
 - Battery cables 60
 - Battery charger - conditioner 129
 - Battery starter cables 129
 - Battery switch 129
 - Bearings sets** 14
 - Belangerijke informatie NL** 143
 - Belts 114
 - Bezel nut remover tool 137
 - Blanket, Scottish plaid 127
 - Blanking plugs, chrome 120
 - Blanking sleeve, thermostat 100
 - BMC badge 121
 - BMC key fob 128
 - BMC sign board 128
 - BMC sticker 135
 - Body care products** 130
 - Body panels** 72
 - Body parts** 70
 - Body fittings** 74
 - Bonnet strap 114
 - Bonnet & fittings** 74
 - Boot carpet set 82
 - Boot lid & fittings** 74
 - Boot racks** 119
 - Books** 141, 142
 - Books "Factory Owners handb." 141
 - Books "Factory Parts Catalogues" 142
 - Books "Factory Workshop man." 15, 141
 - Books, SU 25, 107, 141
 - Books, Weber 106, 141
 - Boss, Moto-Lita steering wheel 118
 - Brackets, 2" gauge 115
 - Bracket, lamp 124
 - Bracket, warning light 115
 - Braided hoses 108, 109
 - Brake bleeding kit 47, 109, 139
 - Brake calipers 50
 - Brake cleaner 131
 - Brake conversion set 109
 - Brake discs & drums** 50, 109
 - Brake fluids** 109, 134
 - Brake hoses, braided 109
 - Brake improvements & accessories** 109
 - Brake parts** 46, 48, 50, 109
 - Brake pipes 109
 - Brake pipe bending tool 139
 - Brake pump, master** 46
 - Brake servo 109
 - Breather hose adaptor 107
 - Brookland Aero/Racing screen 113
 - Bulb kits 59, 129
 - Bumpers** 78, 80
- C**
- Cable fastener 108
 - Caliper set, brakes** 50
 - Camshaft 14
 - Camshaft kit, fast road, KENT 100
 - Cam follower 14
 - Cap 127
 - Carburettors & parts** 25, 26, 106, 107, 108
 - Carburettor service-sundries kits** 25
 - Carburettor synchroniser tool 25, 107, 138
 - Car care products** 130, 131
 - Car covers** 126
 - Car duster 130
 - Car wash products 130
 - Carpet sets** 82
 - Castrol oil pourer 133
 - Castrol oil products** 10, 19, 133
 - Castrol SRF brake fluid 109
 - Center lock wheels** 111
 - Centering tool, clutch 139
 - Chamois 130
 - Chassis assembly** 68
 - Chassis numbers** 7
 - Chassis number plates 135
 - Choke cable 24
 - Chrome accessories** 120
 - Chrome blanking plugs 120
 - Chrome polish 120, 130
 - Cigar lighter 116
 - Circuit tester 137
 - Clamp, badges/badge bar 78, 121
 - Clamp-on mirrors** 123
 - Cleaner, oil 134
 - Cleaning products** 130, 131, 134
 - Clutch alignment tool 139
 - Clutch components, competition 31, 98
 - Clutch parts** 30, 98
 - Clutch, master pump 46
 - Cockpit rails & recovering kit 86
 - Coil bracket, stainless steel 120
 - Coil, ignition 28
 - Coil, ignition, sport 99
 - Colours 6
 - Competition parts** 98 -> 105, 113 -> 115
 - Competition safety belts 114
 - Competition seats 114
 - Condenser 28
 - Connecting rods 14
 - Connolly hide care 130
 - Contact points 28
 - Control cables** 24
 - Conversion, wire wheels 44, 110
 - Cooling** 20, 103, 104
 - Copper grease 110, 134
 - Crown wheel & pinion 44
 - CSI ignition systems** 28, 99
 - Cylinder heads** 10, 12, 100, 101
 - Cylinder head, cast Iron, stage 2 100
 - Cylinder head, cross flow 101
 - Cylinder head parts 12, 100, 101
 - Cylinder liners 14
 - Cylinder repair kit, master 46
- D**
- Dash Pot 120
 - Dashboard** 58, 117
 - Dashboard finishing strip 117
 - Dashboard fittings 58, 60, 62
 - Dashboard, walnut veneer 117
 - Decals, stickers** 128, 135
 - Demister 66, 76
 - Desmo clamp 121
 - Differential 44
 - Distributor 28
 - Distributor tool, Lucas 137, 138
 - Distributor, competition 99
 - Door anti-suff plates 117
 - Door buffer, rubber 84
 - Door fittings, Roadster** 84, 86
 - Door fittings, Coupé** 94
 - Door hinge 72
 - Door lock** 84
 - Door pull handle 120
 - Door stricker 84
 - Dot 4 brake fluid 134
 - Draught excluder rubber 84
 - Drivers accessories** 127
 - Driving gloves 127
 - Dunlop, sticker 135
 - Důležité informace** 150
- E**
- Dynamo** 52
 - Easy bleed kit 47, 109, 139
 - Electric circuit tester 137
 - Electric clock 115
 - Electric fan, Kenlowe 20, 103
 - Electric fan, Revotec 103
 - Emergency triangle 129
 - Engine gasket sets 11
 - Engine improvements** 98 -> 105
 - Engine lifting bracket 139
 - Engine, most important parts** 10
 - Engine mountings** 10, 16
 - Engine parts 10, 12, 14, 16
 - Engine numbers info.** 7
 - Engine number plates 135
 - Exhaust manifolds** 20, 36, 101, 105
 - Exhaust system** 36, 105
 - Exhaust tail pipe finishers 36, 120
- F**
- Facet fuel pump 108
 - Falcon sport exhaust 105
 - Fan 20, 103
 - Fan belt 20
 - Fans, electric 20, 103
 - Fan, paint colour 6
 - Fan shroud, radiator 21, 104
 - Fast Road camshaft kit 100
 - Fastener, accelerator cable 108
 - Fastener, cable locking 108
 - Fasteners for cockpit rails 86
 - Fasteners, hood & tonneau cover 90
 - Fertan, anti-rust 131
 - Fibre-glass front valance 113
 - Filter, air** 10, 20, 106, 107
 - Filter, oil** 10, 18, 104
 - Fire extinguisher 129
 - Fixing plate, badges 121
 - Flasher unit 60
 - Flexible fuel hose 108
 - Floor boards** 68
 - Flying helmet 127
 - Flywheel 14
 - Fog lamps** 54, 124
 - Foot mats 82, 125
 - Force speed oil can 134
 - Frame cover plate, kit 117
 - Front bumper** 78
 - Front side lamps** 54
 - Front suspension** 38
 - Front valances 113
 - Fuel filler cap 22, 98, 122
 - Fuel filler neck 22, 122
 - Fuel filter, in line 108
 - Fuel filter, flexible 108
 - Fuel hose, flexible 108
 - Fuel pressure regulator 108
 - Fuel pump, facet 108
 - Fuel system** 22, 108, 122
 - Fuse boxes & fuses 60, 129
- G**
- Gas analyzer 138
 - Gasket, Form-A-Gasket 134
 - Gasket remover spray 134
 - Gasket sets, engine 10
 - Gasket sets, gearbox 32
 - Gasket, Weber 106
 - GB letters, chrome plated 121
 - Gearbox assembly** 30, 102
 - Gearbox cover** 68
 - Gearbox parts** 32, 34
 - Gearbox, 5 speed 30, 102
 - Gear lever knobs** 119
 - Gloves 127
 - Glue products** 131
 - Goggles 127
 - Grab handle, MG 117
 - Grease, Castrol 133
 - Grease cleaner 134
 - Grease gun** 36, 133, 137
 - Grease gun, Tecalemit 137
 - Grease products** 133, 134
 - Grill** 78
 - Grill, air intake 78
- H**
- H.T. lead set 10
 - Hammer, copper/hide 110
 - Hammer, wire wheel 110
- H continued**
- Handbrake system** 48
 - Handshoe, car wash 130
 - "Hanhart" rally instrument 115
 - Hard top** 92, 126
 - Hazard switch kit 129
 - Head gasket, solid copper 100
 - Headlamps** 54, 124
 - Headlamp peak 124
 - Headlamp protectors 124
 - Headlining kit, coupé 96
 - Heater shield 20
 - Heater installation** 66
 - Heel mats 82, 125
 - Helmet 127
 - High temperature grease 45, 134
 - Hoods & fittings** 90
 - Hood frame 90
 - Hood stick, wood 90
 - Horn & switch 62
 - Hose, fuel 108
 - Hose, vacuum, servo 109
 - How to read and use the partn° list** 3
 - Hub cap, chrome 112
 - Hub cap fastener 112
 - Hub, front suspension 38
 - Hub, rear axle 44
 - Hub, wire wheel conversion 44, 110
 - Hydra blade 130
- I**
- I.D. plates** 135
 - Identification numbers 7
 - Identification plates** 135
 - Identification stickers 135
 - Ignition coil 28
 - Ignition lead set 28
 - Ignition, Lumenition 29, 99
 - Ignition system** 28, 99
 - Imperial valve clearance gauge 139
 - Important information GB** 1
 - Improved fuel filler caps 122
 - In-door car cover 126
 - Información importante E** 149
 - Information importantes F** 144
 - Informazione importante I** 145
 - Inlet manifold 20
 - Inlet manifold for crossflow 101
 - In-line fuel filter 108
 - Instruments** 58, 115
 - Insulation 58, 82, 105
 - Insulation felt 82
 - Insulation pad, under dashboard 58, 116
- J**
- Jack 137
 - Jet, carburettor 26
- K**
- K&N air filter, SU 20, 25, 107
 - K&N air filter, Weber 106
 - K&N filter cleaner 20, 108
 - K&N oil filter 20, 108
 - Kenlow electric fan kit 20, 103
 - Key cams 100
 - Key fobs** 128
 - King-Dick tools 137
 - Knobs, dashboard** 62
 - Knobs, gear lever** 34, 119
 - Knock-Off 110
- L**
- Lambswool scarves 127
 - Lamps** 54, 56, 124
 - Lamps, interior 58, 116
 - Lamp protection** 124
 - Lead free, cylinder heads 11
 - Leather steering wheel 118
 - Lightbulb kits 129
 - Linkage kit, weber 106
 - Lockheed brake fluid 109, 134
 - Locks** 75, 84
 - Loctite 134
 - Lucas combination tool 137, 138
 - Luggage rack** 80, 119
 - 'Lumenition' electronic ignition 29, 99
- M**
- Manifold, exhaust** 20, 36, 105
 - Manifold, inlet** 20, 101


M continued

Map reading light	116
Master brake pump	46
Master cylinder repair kit	46
Mats	82, 125
Mirrors	76, 123
MGA book "First of a new line"	142
MGA book "Original"	142
MGA book "The complete story"	142
MGA book "Restoration guide"	142
MGA book "History & restoration guide"	142
MGA factory parts catalogues	142
MGA on pin	128
MGA owner manual reprints	141
MG badge	121
MG car club badge	121
MG carburettor dampers bolt	116
MG carburettor flood bowl bolt	116
MG ignition key	116
MG key fob	128
MG on pin, small	128
MG patch	128
MG sign board	128
MG spare plug holder	116
MG sticker	112, 128
MG tie clip	128
Midlock carburettor tools	107, 138
Millers, VSP Plus, lead substitute	100, 108
Moltex car covers	126
Manza fuel filler cap	122
Moto-Lita steering wheel	40, 118

N

NGK spark plug	99
Nipples, brake pipe	109
Number plate holder	78, 80, 120
Number plate lamp	56

O

Octagonal spinner	110
Octagonal spinner wrench	110
Oil capacity info	19, 132, 133
Oil cooler	18, 104
Oil cooler fitting kit	18, 104
Oil cooler shroud	18, 104
Oil drip pan	133
Oil filters	10, 18, 104
Oil filter conversion kit	10, 18, 104
Oil filter remover	139
Oil pourer	132, 133
Oil pressure gauge	58, 115
Oil pressure relief spring	104
Oil products	10, 18, 39, 44, 132, 133, 134
Oil pump	16
Oil service spanner	139
Oil spray	134
On-off switch	115
Open box spanners	140
Open-ring spanners	140
Optronic ignition	29, 99
Orderform	5
Original series, books	142
Outdoor car cover	126
Overriders	78, 80
Owners manuals	141

P

Paddy Hopkirk pedal pad	114
Paint & colour codes	6
Pan, oil drip	133
Panel kit, Coupé	96
Panel kit, Roadster	84
Parking only, MG	128
Part number explanation	3
Parts catalogues, factory	142
Pedal rubbers	24
Penrite oil products	132
Petrol tank and fittings	22
Petrol pump	22
Picnic blanket	127
Piping set, body panels	72
Piston compressor tool	139
Pistons & piston rings	14
Plates	135
Polishing products	130
Power tuning	98 -> 105
Pozi drive screwdrivers	140
Practical accessories	129
Production dates	7
Propeller shaft	36

P continued

Protecting products	131
Protectors, headlamp	124
Pulley's	14, 20, 52
Pump, tyre	129
Punch & bed kit for fasteners	137

Q

Quick release fuel filler cap	122
Quick shift gear lever (5 speed)	102

R

RAC badge	121
Racing mirrors	123
Racing steering wheel	118
Radiator	20
Radiator, aluminium	104
Radiator cowl, shroud	21, 104
Radiator grill	78
Radio blanking plate	58
Rails, cockpit recovering materials	86
Rain X	131
Rally instruments & parts	115
Rampipe, SU	107, 108
Rampipe, Weber	106
Ratchet, tapwrench	140
Rear Axle	44
Rear bumper	80
Rear lamps	56, 124
Rear suspension	42
Reflector triangle	129
Regulator, fuel pressure	108
Relays	60
Release bearing	30, 98
Relief spring, oil pressure	104
Renovo soft top cleaning products	130
Retrim materials	86
Retro Trip, distance recorder	115
Reverse lamp	124
Revotac electric fans	103
Ring gear, starter	14
Ring spanners	140
Rivet kit	135
Rivet tool	140
Rocker cover	12, 98
Rocker cover gasket	12, 98
Rocker cover, aluminium	12, 98
Rocker cover, chrome plated nuts	12, 98
Rocker cover fixing kit	12, 98
Rocker cover, knurled nuts	98
Rocker cover, MG nuts, brass	13, 98
Rocker shaft assembly	12, 100
Roller rocker shaft	12
Rubber grease	134
Rust removers	131

S

Saint Christopher badge	121
Safety belts	114
Safety parts	113, 114
Scarves, lambswool	127
Scottish plaid	127
Scottish scarves	127
Screw kits & sets	135, 136
Screwdrivers	137, 140
Seal retainer plate	117
Seals for side screen	92
Seats, deluxe	114
Seats, coupé	96
Seats, roadster	88
Seat components	88, 96
Seat covers, leather	88, 96
Seat foam filling	88, 96
Seat frame	88, 96
Seat runners	88, 96
Seat sliding rails	88, 96
Sebring front valance	113
Securing clamp, hood	90
Serial numbers	7
Servo, brake	109
Sheepskin flying helmet	127
Shock absorbers	38, 42
Side lamps, front	54
Side mirrors	123
Side screens	92
Side screen bag	84
Side screen, aluminium	92
Side screen, fasteners	92
Sign boards	128
Silicon brake fluid	46, 109, 134

S continued

Silicon spray	134
Sill, rocker panel	70
Sill cover plates	117
Sleeve blanking	100
Sleeve thermostat	21, 104
Sliding gauge	140
Soft top & fittings	90
Soft top cleaning products	130
Spacer, SU 1.3/4"	107
Spagetti manifold, exhaust	105
Spanners	137, 140
Spare wheel cover	82
Spark plug	10, 28, 99
Spark plug holder	116
Spark plug socket tool	139
Spark plug, NGK	28, 99
Speaker bezel & parts	62, 120
Speedometer cables	66
Spinners	44, 110
Spin-on conversion kit	10, 18, 104
Spin-on oil filter	10, 18, 104
Splash plates	72
Spoke spanner	137
Sports exhaust	37, 103
Sport windscreen	113
Spotlamp 5"	54, 124
Spotlamp 7"	124
Spotlamp protector, 5"	124
Spotwell drill	140
Spotwell mill	140
Spring, carburettor return	108
Spring, front	38
Spring, rear	42
Sprocket, adjustable	100
Sprocket, crank. & camshaft	14
Stainless steel number plate holder	120
Stainless steel rims, wheel	112
Starter cables	129
Starter motor	52, 99
Steering system	40
Steering wheels	40, 118
Stickers, identification	135
Stone guards, 7"	124
Stowage bag for sidescreens	84
Stricker, door lock	84
SU 1.3/4" carburettor kit	107
SU carburettor cleaner	108
SU carburettor heat shield	107
SU damper oil	25, 107, 108, 132
SU dash pot	120
SU synchroniser tool	25, 107, 108, 138
SU tool kit	25, 108, 138
SU tools	25, 108, 138
SU tuning book	25, 107, 141
Sunvisors	125
Supertex car covers	126
Suspension, front	38
Suspension, rear	42
Switch bracket	115
Switch bracket	115
Switches	60, 62, 115
Switch, on-off	115
Synchroniser tools	25, 107, 108, 138
Swivel pin	38

T

T-Piece, fuel hoses	108
Tachometer	58
Tachometer cables	58
Tärkeää tietoa FI	152
Tap & die set	140
Tap wrench	140
Telescopic shock absorber	42
Thermostat	10, 12, 21, 104
Thread restoring file	140
Threshold plate	117
Throttle cable locating bracket	108
Timing chain	14, 100
Timing cover	16
Tonneau cover	90
Tool bag	137
Tool roll	137
Tools	137, 138, 139, 140
Triangle, reflector	129
Trim, Coupé	82, 94, 96
Trim, roadster	82, 84, 86, 88, 90, 92
Trim screw sets	86, 90, 92, 96, 136
Tripod headlamp	124
Twin water jet	120

T continued

Tyre dressing, AutoGlym	112, 130
Tyre paint, black	112, 130
Tyre pressure gauge	112, 137
Tyre pump	129
Tyre tube	111
Tyre valve cap, MG	112
Tyre valve cap, nickle	112

U

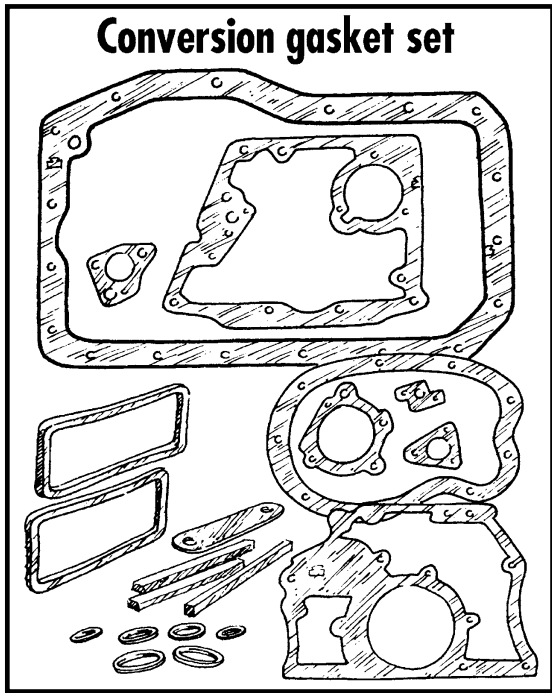
Umbrella, MG	128
Union Jack accessories	128
Union Jack badge, magnetic	128
Union Jack flag	128
Union Jack key fob	128
Union Jack on pin	128
Union Jack patch	128
Union Jack sticker	128
Union Jack, enamel	121, 128
Universal joints	36, 40
Upated oil pressure relief spring	104

V

Vacuum adaptor, servo	109
Vacuum hose	109
Valve adjusting tool	139
Valve clearance gauge	139
Valve grinding paste	139
Valve lifting tool	139
Valve & guides	12
Veneer dashboard, walnut	117
Viktig informationen	148
Vinyl & rubber care products	130
Vizibleed	47, 109, 139
Voltmeter	115
VSP Plus	100, 108

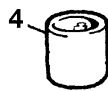
W

Walnut dashboard	117
Warning light	115
Warning light bracket	115
Washer kit, windscreen	116
Washer installation	64, 116
Water jet, twin	120
Water pump	20
Water temp. & oil press.	58, 115
Water temperature gauge	58, 115
Waxoyl products	131
Ważne informacje PL	151
Weber 45 DCOE	106
Weber inlet manifold	106
Weber linkage kit	106
Weber tuning book	106, 141
Wheel accessories	110, 112
Wheel cleaner	112, 130
Wheel cylinders	50
Wheel rims, stainless steel	112
Wheels	44, 111, 112
Wheel wrench	40, 110
Wichtige Auskünfte	146
Windscreen	76, 113
Windscreen glass cleaner	130
Windscreen washer kit	64, 116
Windscreen wiper & washer installation	64
Windwings	125
Wing mirror	123
Wing nut, side screen fixing	92
Wing protection cover	126
Wire stripping pliers	137
Wire wheel cleaning brush	44, 110
Wire wheel conversion Hub	44, 110
Wire wheel information	4, 111
Wire wheel protection Band	111
Wire wheel spinners	44, 110
Wire wheel	44, 111
Wiring loom/harness	60
Wooden steering wheels	40, 118
Workshop manual, SU	25, 107, 141
Workshop manual, Weber	106, 141
Workshop manuals MGA	15, 141
Wringer	130

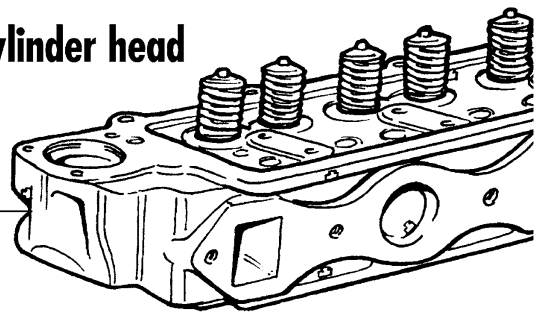


5

Cylinder head



3

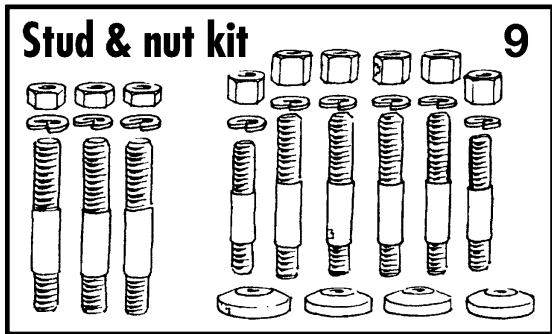
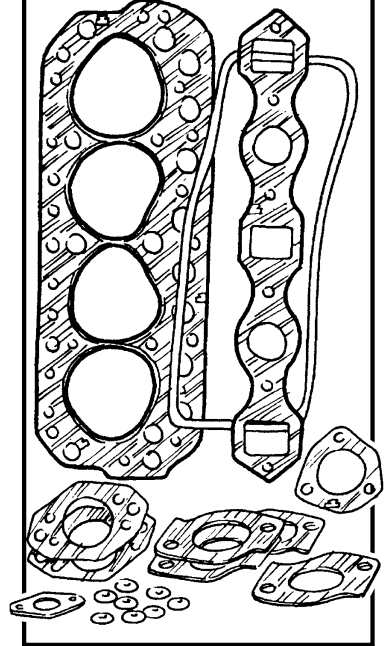


8

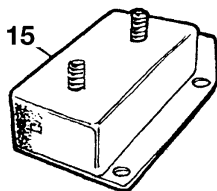


6

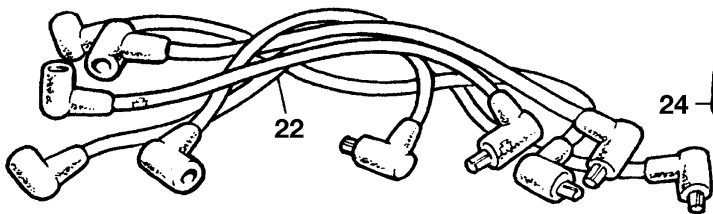
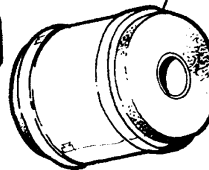
Head gasket set



9

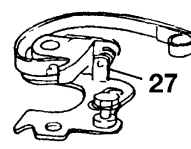
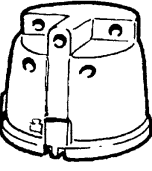


16

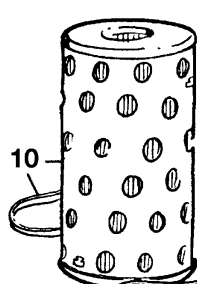


22

24



27

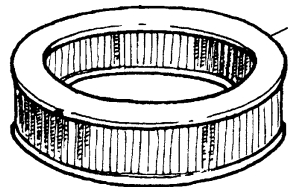
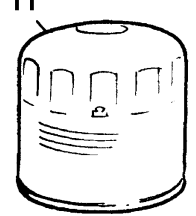
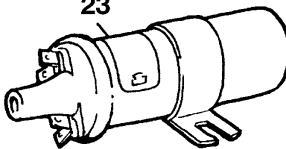
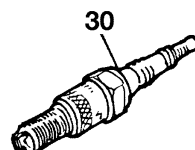




10

PENRITE OIL



35





3
**Lead free aluminium
cylinder head**



8
**Spin-on
oil filter**



3
**Lead free
cylinder head**

ILL N°	PART N°	QTY	DESCRIPTION
3	012.737	1	New lead-free cylinder head for MGA 1500 or 1600 cars. Always check valve clearance.
	012.897	1	New lead-free aluminium cylinder head for MGA 1500 or 1600 cars. Always check valve clearance.
4	011.015	1	Spigot bearing
	011.277	1	Special spigot bearing to convert to a 5 bearing engine.
5	016.031	1	Conversion gasket set
6	016.030	1	Cylinder head gasket set 1500 & 1600
	016.033	1	Cylinder head gasket set 1622 & 1800 (will also fit the 1500 & 1600)
7	111.003	1	Joint ring, exhaust manifold to exhaust
8	011.572	1	SPIN-ON Oil filter conversion plate. Will not fit early 1500
9	011.279	1	KIT, containing all studs, nuts and spring washers for fitting thermostat housing and manifolds.
10	011.038	1	Paper oil filter with seals
11	011.131	1	Metal SPIN-ON oil filter
12	101.040	2	Air filter element
	101.039	4	Felt pad, to be fitted between the air filter and the air filter housing
15	011.020	1	RH engine mounting
	011.019	1	LH engine mounting
16	023.113	1	Rear engine mounting

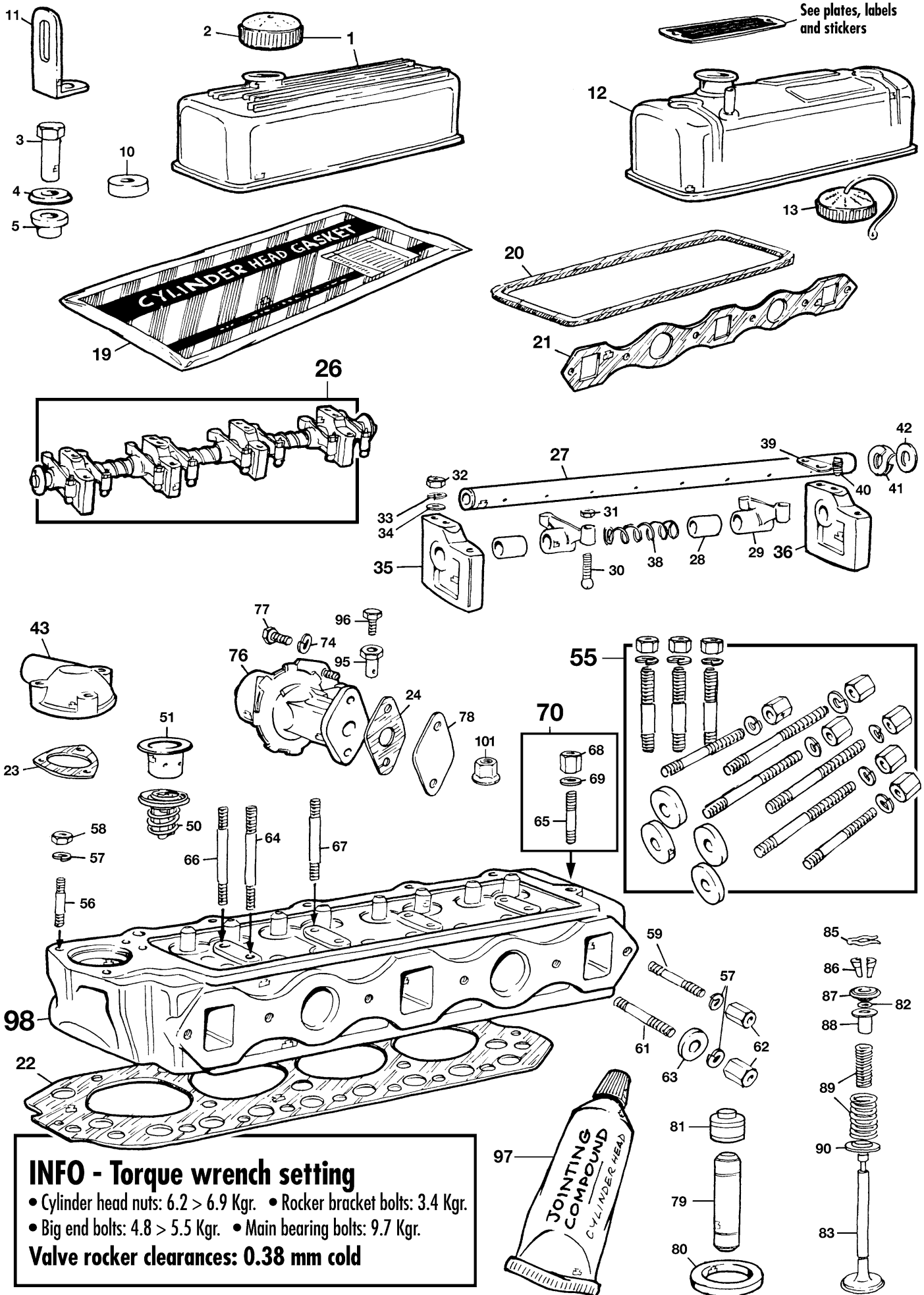
ILL N°	PART N°	QTY	DESCRIPTION
21	012.013	1	Thermostat, 74° C
22	081.003	1	HT lead kit, for side entry cap (also see ignition: page 29)
23	081.194	1	Coil, screw-in HT lead
	081.001	1	Coil, push-in HT lead
24	081.018	1	Distributor cap, side entry (original)
27	081.016	1	Contact set
28	081.017	1	Condensor
29	081.020	1	Rotor arm
30	012.005	4	Spark plug, 1500, 1600 & 1622 engine
	012.058	4	Spark plug (when 1800 engine is fitted)
33	187.007	2	Spray, engine paint (deep maroon)


Correct oil for your MGA. WHY VISCOSITY IS IMPORTANT! engines in older cars were designed when lubricants were heavier than many of today's popular high-street oils. Even the best of these new-style oils may not be ideal for use in older cars and motorcycles, including vehicles made as recently as the 1970s. Full-bodied, high specification lubricants are the answer to the problem.

34	300.501	1	Penrite HPR 20w/60, 5 Liters.
35	300.522	1	Castrol Classic XL20w/50, 4,5 Liters.




Cylinder head





1
Without vent pipe



1
With vent pipe



1
Black with vent pipe



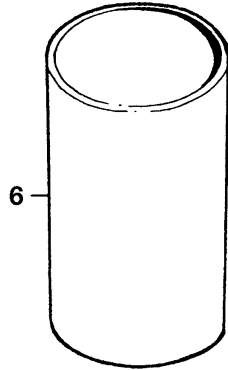
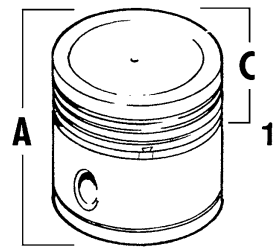
99



100

ILL N°	PART N°	QTY	DESCRIPTION
1	185.005	1	Polished alloy rocker cover with MG logo. NO VENT PIPE fitted
	185.664	1	Polished alloy rocker cover with MG logo. VENT PIPE fitted
	185.665	1	Black painted alloy rocker cover with MG logo. VENT PIPE fitted
2	185.075	1	Chrome filler cap
3	012.001	2	Nut rocker cover, zinc plated
	012.256	2	Nut for alloy rocker cover, chrome
4	012.002	2	Cup washer, zinc plated
	012.257	2	Cup washer, chrome plated
5	012.003	2	Rubber sealing bush
10	012.052	2	Washer, distance piece (when hook is not fitted)
11	011.197	2	Hook, engine sling
12	012.006	1	Rocker cover, second hand
13	012.004	1	Filler cap and wire
	012.750	1	Filler cap end wire, chrome plated
19			CYLINDER HEAD GASKET SET, including gaskets for: cyl. head, rocker cover, manifold, thermostat, water valve, carburettor to manifold, air filter and eight valve stem seals.
	016.030	1	Cylinder head gasket set, 1500 & 1600
	016.033	2	Cylinder head gasket set, 1622 (will also fit 1500 & 1600)
20	016.013	1	Gasket, rocker cover
21	016.018	1	Gasket, manifold
22	016.015	1	Cylinder head gasket, 1500 & 1600
	016.016	1	Cylinder head gasket, 1622 (will also fit 1500 & 1600)
23	016.014	1	Gasket, thermostat housing
24	016.028	1	Gasket, heater valve
26	012.145	1	ROCKER SHAFT ASSEMBLY, rebuild with new shaft, bushes etc.
27	012.009	1	Shaft
28	012.020	8	Bush, for renewing a rocker arm to be adjusted after fitting, see workshop manual.
29	012.021	8	Rocker arm, included bush
30	012.025	8	Screw, adjusting
31	161.008	8	Nut, adjusting
32	161.002	4	Nut
33	164.002	4	Washer, spring
34	163.001	4	Washer, plain
35	012.018	3	Bracket 1,2,3
36	012.024	1	Bracket and oil feed
38	012.019	3	Spring
39	012.022	1	Plate for location screw
40	012.023	1	Screw, location
41	012.011	2	Washer, spring
42	012.012	2	Washer, plain
43	012.056	1	Thermostat housing
50	012.013	1	Thermostat, 74° C
	018.042	1	Improved thermostat, sleeve type, 74° C - Not for Twin Cam
51	012.263	1	Sleeve blanking, when thermostat is not fitted
55	011.279	1	Kit, contains all studs, washers, washer springs end nuts for fitting thermostat housing and manifolds

ILL N°	PART N°	QTY	DESCRIPTION
56	167.010	3	Stud, thermostat housing
57	164.002	3	Washer, spring
58	161.002	3	Nut
59	167.011	2	Stud, short
61	167.012	4	Stud, long
62	161.030	6	Nut, brass
63	012.017	4	Washer, heavy duty
64	167.001	4	Stud, long, in engine block
65	167.002	7	Stud, short, in engine block
66	167.008	2	Stud, long, in cylinder head
67	167.009	2	Stud, short, in cylinder head
68	161.005	11	Nut, cylinder head, original type
	161.505	11	Nut, cylinder head, grade 5. Flanged with washer intergrated
69	164.004	11	Washer, heavy duty
70	011.280	1	KIT, cylinder head to block. Complete kit with 11 deep hexagon nuts, 11 thick heavy duty washers, 7 short and 4 long engine studs.
74	164.012	2	Washer, Spring
76	063.019	1	heater valve
77	162.029	2	Screw
78	011.200	1	Blanking plate, when heater is not fitted
79	013.174	4	Inlet guide, bronze
	013.175	4	Exhaust guide, bronze
	012.037	4	Inlet guide, metal
	012.038	4	Exhaust guide, metal
80	013.172	4	Heavy duty exhaust valve seat insert
81	013.173	4	Improved valve seal, ONLY FOR INLET VALVES!
82	016.019	8	O'ring, standard valve seal
83	012.033	4	Inlet valve 1500 & 1600, 38.1 mm
	012.034	4	Inlet valve 1622, 39.7 mm
	012.035	4	Exhaust valve 1500 & 1600, 32.54 mm
	012.036	4	Exhaust valve 1622, 32.14 mm
85	012.027	8	Circlip
86	012.026	16	Valve cotter (1/2 moon)
87	012.039	8	Top cap, valve spring
88	012.029	8	Shroud, valve guide
89	012.031	1	Valve spring set
	013.171	1	Valve spring set, heavy duty
90	012.032	8	Valve collar, bottom
95	172.056	1	Fastener, cable
96	162.135	1	Screw
97	016.269	1	Gasket sealant
98	012.737	1	New lead-free cylinder head for MGA 1500 or 1600 cars. Always check valve clearance.
	012.897	1	New lead-free aluminium cylinder head for MGA 1500 or 1600 cars. Always check valve clearance.
99	018.039	1	Rocker cover fixing kit
100	141.659	2	Rocker cover nuts, quality brass. Sold individually
101	161.505	11	Nut, cylinder head, grade 5. Flanged with washer intergrated



INFO

	1500	1600	1622
A =	76.994	79.994	76.994
B =	17.462	17.462	19.050
C =	42.069	42.133	42.133

	1500	1600	1622
Standard bore =	73.025	75.395	76.187

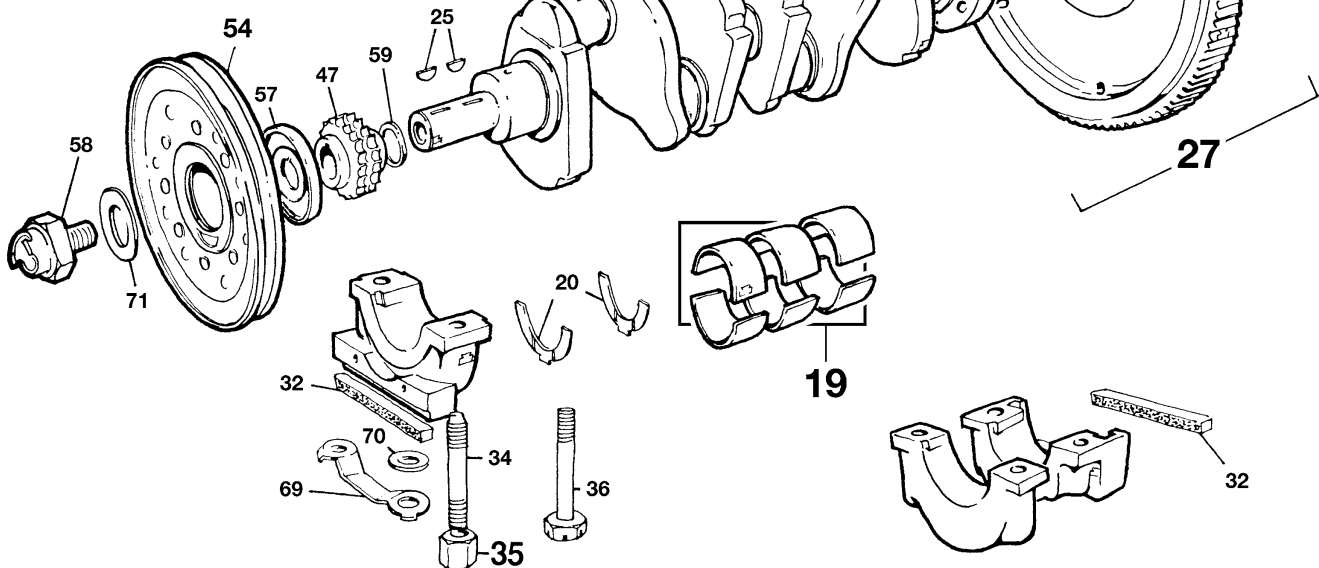
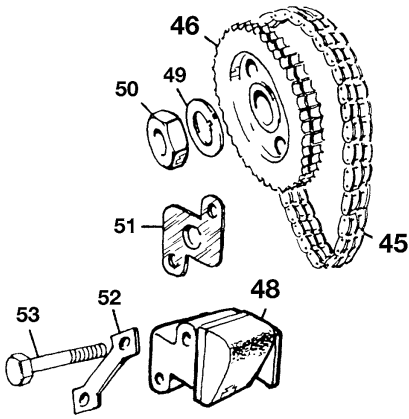
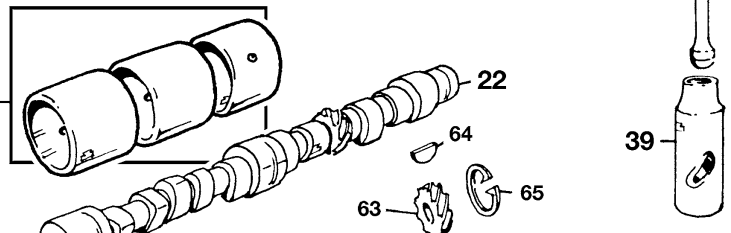
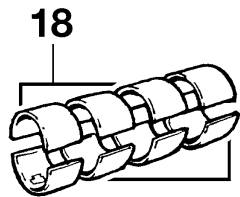
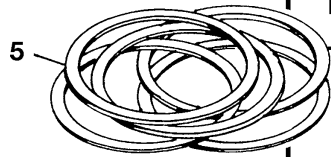
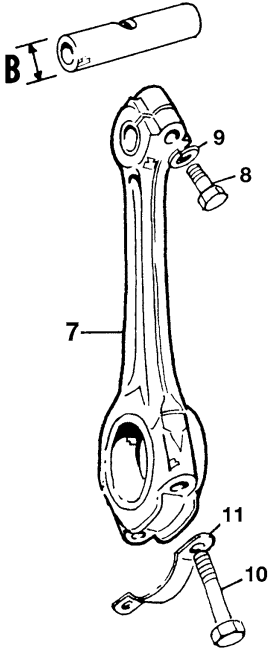
+ .010" = + 0.254mm + .020" = + 0.508mm
 + .030" = + 0.762mm + .040" = + 1.016mm
 + .050" = + 1.270mm + .060" = + 1.524mm
 Before re-boring cylinder refer to the fitting instructions for the correct bore dimensions.

CRANKSHAFT DIAMETERS

At main bearings	STD 50.813/50.825
At rod bearings	STD 47.648/47.661

TORQUE WRENCH SETTING

Main bearing nuts	9.7
Rod bearing nuts	4.83
Cylinder head nuts	6.9





ILL N°	PART N°	QTY	DESCRIPTION
1	014.000	1	1500 Piston set, STD
	014.002	1	1500 Piston set, .020"
	014.003	1	1500 Piston set, .030"
	014.004	1	1500 Piston set, .040"
	014.006	1	1500 Piston set, .060"
	014.010	1	1600 Piston set, STD
	014.012	1	1600 Piston set, .020"
	014.013	1	1600 Piston set, .030"
	014.014	1	1600 Piston set, .040"
	014.016	1	1600 Piston set, .060"
	014.020	1	1622 Piston set, . STD
	014.022	1	1622 Piston set, .020"
	014.023	1	1622 Piston set, .030"
	014.024	1	1622 Piston set, .040"
	014.026	1	1622 Piston set, .060"
5	014.250	1	1500 Piston ring set, STD
	014.252	1	1500 Piston ring set, .020"
	014.253	1	1500 Piston ring set, .030"
	014.254	1	1500 Piston ring set, .040"
	014.256	1	1500 Piston ring set, .060"
	014.260	1	1600 Piston ring set, STD
	014.262	1	1600 Piston ring set, .020"
	014.263	1	1600 Piston ring set, .030"
	014.264	1	1600 Piston ring set, .040"
	014.266	1	1600 Piston ring set, .060"
	014.270	1	1622 Piston ring set, STD
	014.272	1	1622 Piston ring set, .020"
	014.273	1	1622 Piston ring set, .030"
	014.274	1	1622 Piston ring set, .040"
	014.276	1	1622 Piston ring set, .060"
6	014.009	1	1500 Liner set
	014.019	1	1600 & 1622 Liner set
7	013.004	2	1500/1600 Con rod, 1st or 3th
	013.005	2	1500/1600 Con rod, 2nd or 4th
	013.006	2	1622 Con rod, 1st or 3th
	013.007	2	1622 Con rod, 2nd or 4th
8	162.002	4	1500/1600 Top bolt
	013.039	4	1622 top bolt
9	164.002	4	Washer spring
10	162.004	8	Bolt, con rod
11	174.002	4	Lock plate
18	015.011	1	Con rod bearing set, STD
	015.012	1	Con rod bearing set, .010
	015.013	1	Con rod bearing set, .020"
	015.014	1	Con rod bearing set, .030"
	015.015	1	Con rod bearing set, .040"
	015.164	1	Con rod bearing set, .050"
	015.165	1	Con rod bearing set, .060"

ILL N°	PART N°	QTY	DESCRIPTION
19	015.000	1	1500 & 1600 Main bearing set, STD
	015.001	1	1500 & 1600 Main bearing set, .010"
	015.002	1	1500 & 1600 Main bearing set, .020"
	015.003	1	1500 & 1600 Main bearing set, .030"
	015.004	1	1500 & 1600 Main bearing set, .040"
	015.160	1	1500 & 1600 Main bearing set, .050"
	015.161	1	1500 & 1600 Main bearing set, .060"
	015.005	1	1622 Main bearing set, STD
	015.006	1	1622 Main bearing set, .010"
	015.007	1	1622 Main bearing set, .020"
	015.008	1	1622 Main bearing set, .030"
	015.009	1	1622 Main bearing set, .040"
	015.163	1	1622 Main bearing set, .060"
20	013.000	1	Thrust washer set, STD
	013.001	1	Thrust washer set, .005"
	013.002	1	Thrust washer set, .010"
21	015.010	1	Camshaft bearing set
22	013.020	1	Camshaft, standard
	013.164	1	Camshaft, Fast Road Specifications. Power brand 1500-6500, valve timing 38-74 74-38, duration 292°, valve lift 10.16 mm, Valve clearance .33 mm full lift at DC 1 080
23	172.006	1	Key
24	013.008	1	1500 & 1600 Crankshaft, rebuild
	013.009	1	1622 Crankshaft, rebuild
25	172.500	2	Key
26	011.015	1	Spigot bearing
	011.277	1	Special spigot bearing, to convert to a 5 bearing engine
27	011.012	1	Flywheel and ring gear, exchange
28	011.014	1	Ring, gear only
31	172.002	3	Pin, dowel
32	016.001	2	Gasket, cork
34	167.006	6	Stud, main bearing cap
35	161.017	6	Nut
36	013.043	6	Alternative bolt, replacement for illustration Nr. 34 & 35
38	013.017	8	Push rod
39	013.018	8	Cam follower
42	013.022	1	Thrust plate, camshaft
43	162.077	3	Screw
44	164.012	3	Washer, spring
45	013.023	1	Timing chain
46	013.024	1	Gear, camshaft
47	013.011	1	Gear, crankshaft
48	013.021	1	Tensioner assembly
49	174.004	1	Lock plate
50	161.011	1	Nut, camshaft
51	016.022	1	Gasket
52	174.003	1	Lock plate
53	162.018	2	Bolt
54	011.016	1	Pulley
57	013.012	1	Oil thrower
58	161.004	1	Dog nut
59	013.010	A/R	Shim
63	013.003	1	Gear, tachodrive
64	172.005	1	Key
65	172.001	1	Clip
66	162.003	6	bolt, flywheel to crankshaft
67	174.001	3	Lockplate
68	161.003	6	Nut, heavy duty
69	174.018	3	Lockplate, main bearing cap
70	163.020	6	Washer, flat
71	164.003	1	Lock plate
72	330.060	1	Penrite assembly Lube, 40 gr.
73	190.022	1	Workshop Manual, English
	190.171	1	Workshop Manual, Dutch
	190.196	1	Workshop Manual, French
	190.170	1	Workshop Manual, German

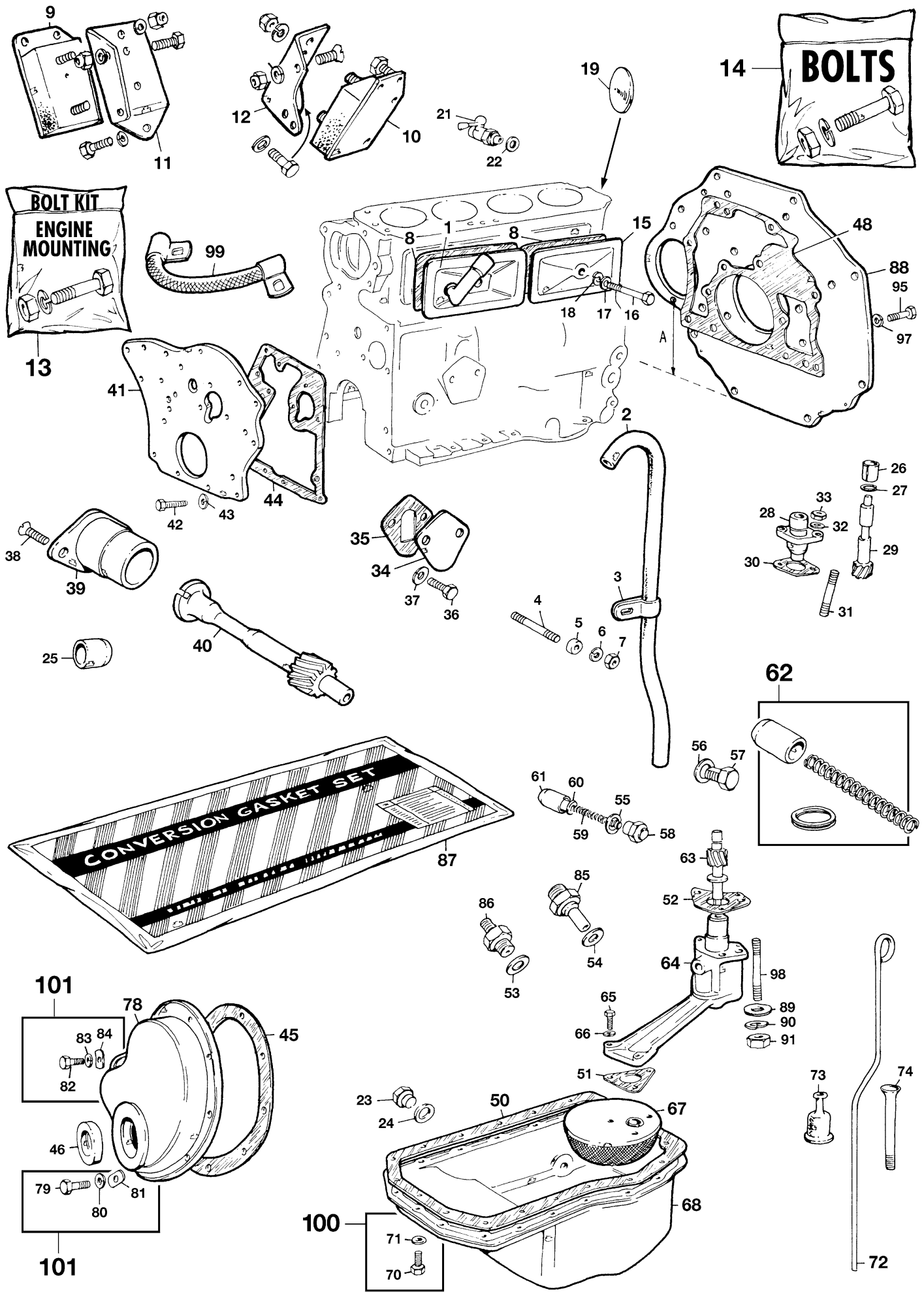
73

72





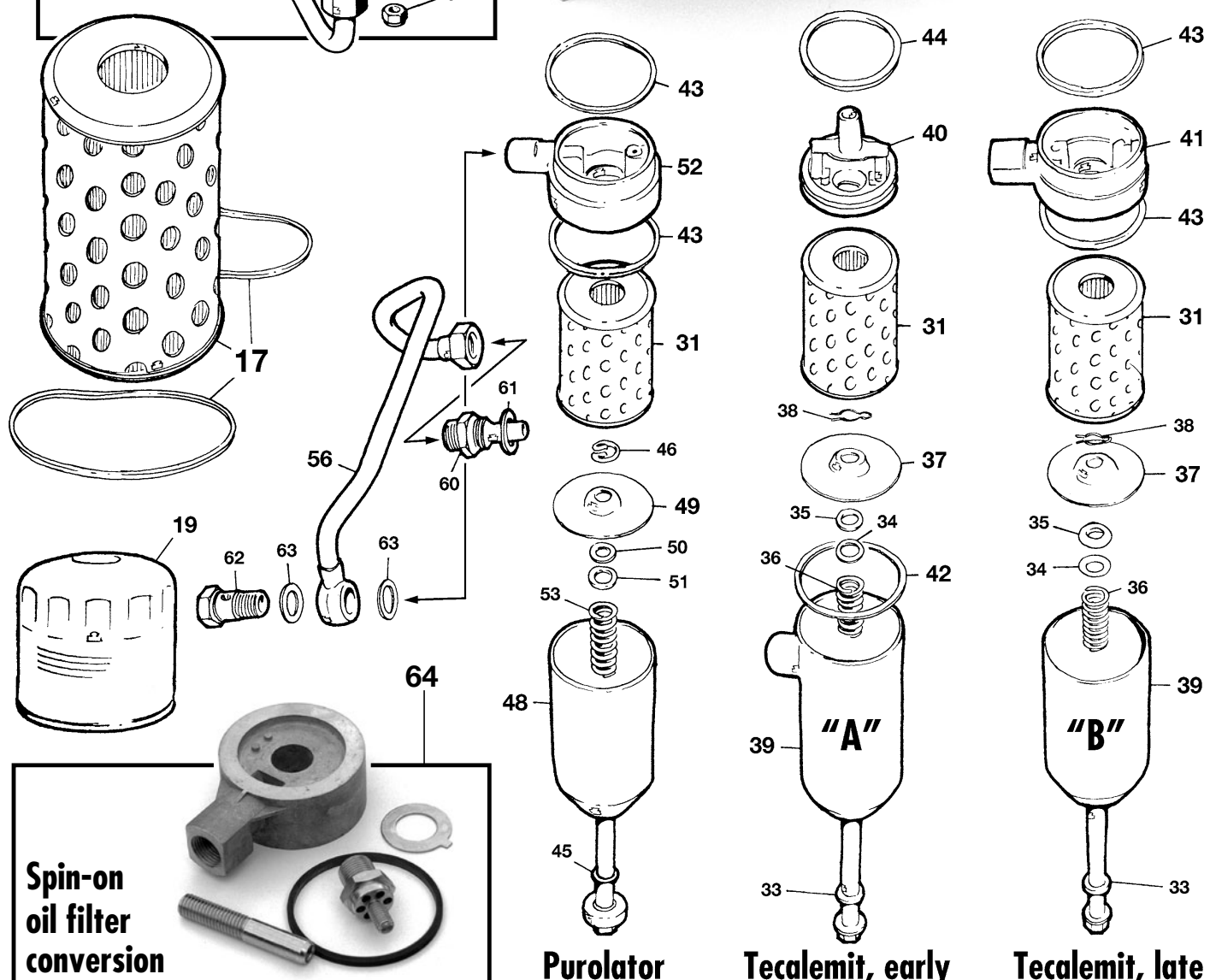
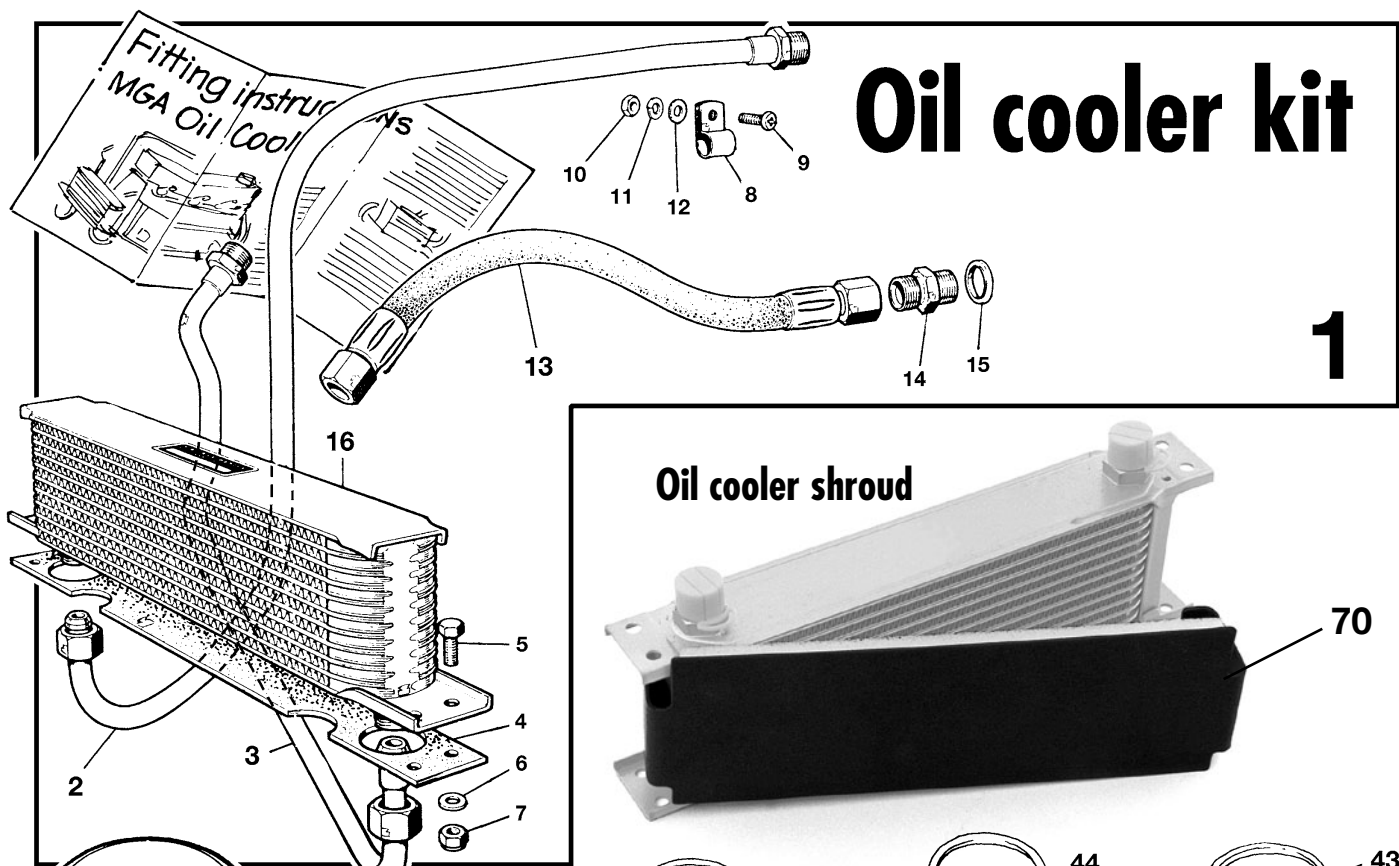
Engine mountings & oil pump





ILL N°	PART N°	QTY	DESCRIPTION
1	011.027	1	Cover & breather pipe connection
2	011.025	1	Breather pipe
3	011.056	1	Clip, pipe
4	167.163	1	Stud
5	163.119	1	Distance piece
6	164.002	1	Washer, spring
7	161.002	1	Nut
8	016.006	2	Cork seal, 1/8" thick
	016.035	2	Rubber seal, 1/4" thick
9	011.020	1	Engine mounting RH
10	011.019	1	Engine mounting LH
11	011.017	1	Bracket RH
12	011.018	1	Bracket LH
13	011.306	1	BOLTING KIT, engine mounting to brackets and brackets to engine
14	162.030	7	Bolt, when smooth case gearbox
	162.030	1	Bolt, when rib case
	162.081	2	Bolt, when rib case
	162.073	4	Bolt, when rib case
	161.002	7	Nut
	164.002	7	Washer, spring
	162.048	2	Bolt, starter to gearbox
	164.006	2	Washer, spring
15	011.026	1	Cover, rear
16	162.481	2	Bolt, covers fixing
17	011.055	2	Washer, cup
18	011.054	2	Washer, rubber
19	011.001	4	Core plug, original type
21	061.005	1	Tab, drain
22	168.007	1	Washer, fibre
23	162.001	1	Plug, oil drain
	165.912	1	Magnetic drain plug
24	168.001	1	Washer, copper
25	011.003	A/R	Oil gallery plug, 12.9mm
	011.004	A/R	Oil gallery plug, 11.5mm
	011.005	A/R	Oil gallery plug, 8.8mm
	011.006	A/R	Oil gallery plug, 8mm
26	011.009	1	Ring, oil seal retaining
27	016.050	1	Oil seal
28	011.011	1	Housing, tachodrive
29	011.013	1	Pinion, tachodrive
30	016.002	1	Gasket
31	167.020	2	stud
32	164.002	2	Washer, spring
33	161.002	2	Nut
34	011.028	1	Plate, blanking
35	016.017	1	Gasket
36	162.005	2	Screw
37	164.002	2	Washer, spring
38	162.016	2	Screw, slotted
39	011.044	1	Housing, distributor
40	013.019	1	Spindle, distributor drive
41	011.023	1	Plate engine mounting
42	162.005	3	Screw plate fixing
43	164.002	3	Washer, spring
44	016.005	1	Gasket, block side
45	016.029	1	Gasket, cover side
46	016.003	1	Oil seal, felt type
	016.004	1	Oil seal, rubber type
48	016.034	1	Gasket, rear
50	016.011	1	Gasket, oil pan

ILL N°	PART N°	QTY	DESCRIPTION
51	016.008	1	Gasket, oil strainer
52	016.032	1	Gasket, oil pump
53	168.001	1	Washer, copper
54	168.003	1	Washer, copper
55	168.016	1	Washer, oil release cap
56	168.001	1	Washer, copper
57	162.001	1	Oil hole screw 1/4" BSP
58	011.030	1	Cap, oil release valve
59	011.122	1	Spring, oil release valve
	013.356	1	Up-rated spring, oil release valve
60	011.290	1	Distance piece to uprate the valve spring (not original)
61	011.123	1	Valve, oil pressure relief
62	011.029	1	SET: Valve, spring and washer
63	013.013	1	Spindle, oil pump drive
64	013.014	1	Oil pump assembly, also a replacement for the early type 11637
	013.229	1	Oil pump repair kit - contains shaft and rotors
65	162.077	3	Screw
66	164.012	3	Washer, spring
67	013.016	1	Strainer, oil
68	011.042	1	Oil pan
70	162.076	19	Screw
71	164.012	19	Washer, spring
72	011.033	1	Dipstick
73	011.031	1	Dust cap, rubber
74	011.032	1	Tube, screw into block
78	011.021	1	Timing cover, for felt oil seal type
	011.022	1	Timing cover, for rubber oil seal type
79	162.077	2	Screw timing cover to bearing cap
	162.076	4	Screw timing cover to plate
80	164.012	6	Washer, spring
81	163.018	6	Washer, plain oval
82	162.005	2	Screw, timing cover to engine
83	164.002	2	Washer, spring
84	163.019	2	Washer, plain
85	011.035	1	Adaptor
86	011.059	1	Adaptor, oil pressure pipe
87	016.031	1	CONVERSION GASKET SET. Included are all gaskets and copper washers as shown on this page. NOT included is the oil seal for the timing cover.
88	011.043	1	Plate, gearbox mounting, SH, up to 01-'59, chassis nr. 61 503. A = 11.5 cm (low starter motor)
	011.853	1	Plate - aluminium, gearbox mounting, up to 01-'59, chassis nr. 61 503. A = 11.5 cm (low starter motor)
	011.337	1	Plate, gearbox mounting, SH, from 01-'59, late 1500 > 1622. A = 15 cm (high placed starter motor)
	011.854	1	Plate - aluminium, gearbox mounting, from 01-'59, late 1500 > 1622. A = 15 cm (high placed starter motor)
89	163.001	3	Washer, plain
90	164.002	3	Washer, spring
91	161.002	3	Nut
95	162.056	8	Screw plate to block, 3/8" UNF
	162.005	4	Screw plate to block, 5/16" UNF
97	164.006	8	Washer, spring 3/8"
	164.002	4	Washer, spring 5/16"
98	167.003	1	stud, long, for early pump type to eng. 46044
	167.004	2	Stud, short, for early pump type to eng. 46044
	167.005	3	Stud, oil pump 013.014
99	080.009	1	Earth strap
100	017.291	1	Sump fixing kit
101	017.292	1	Timing cover fixing kit





OIL: MGA APPLICATION

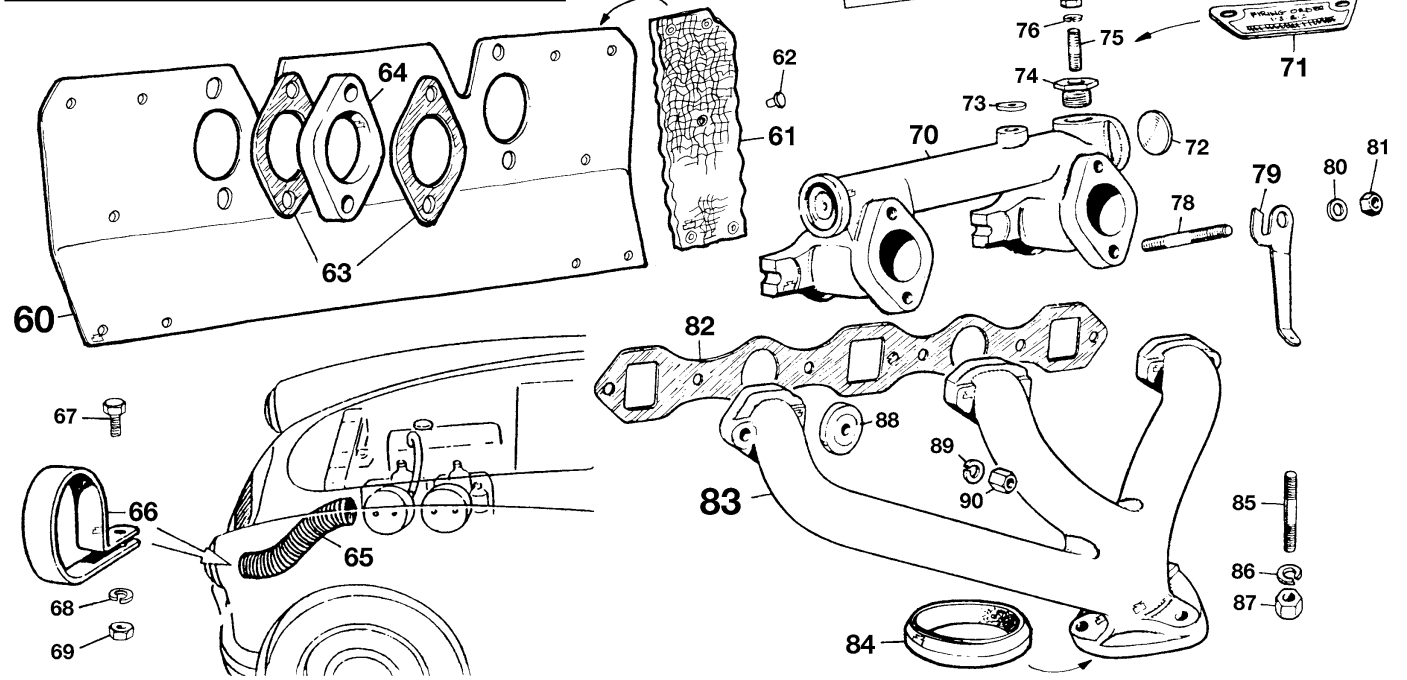
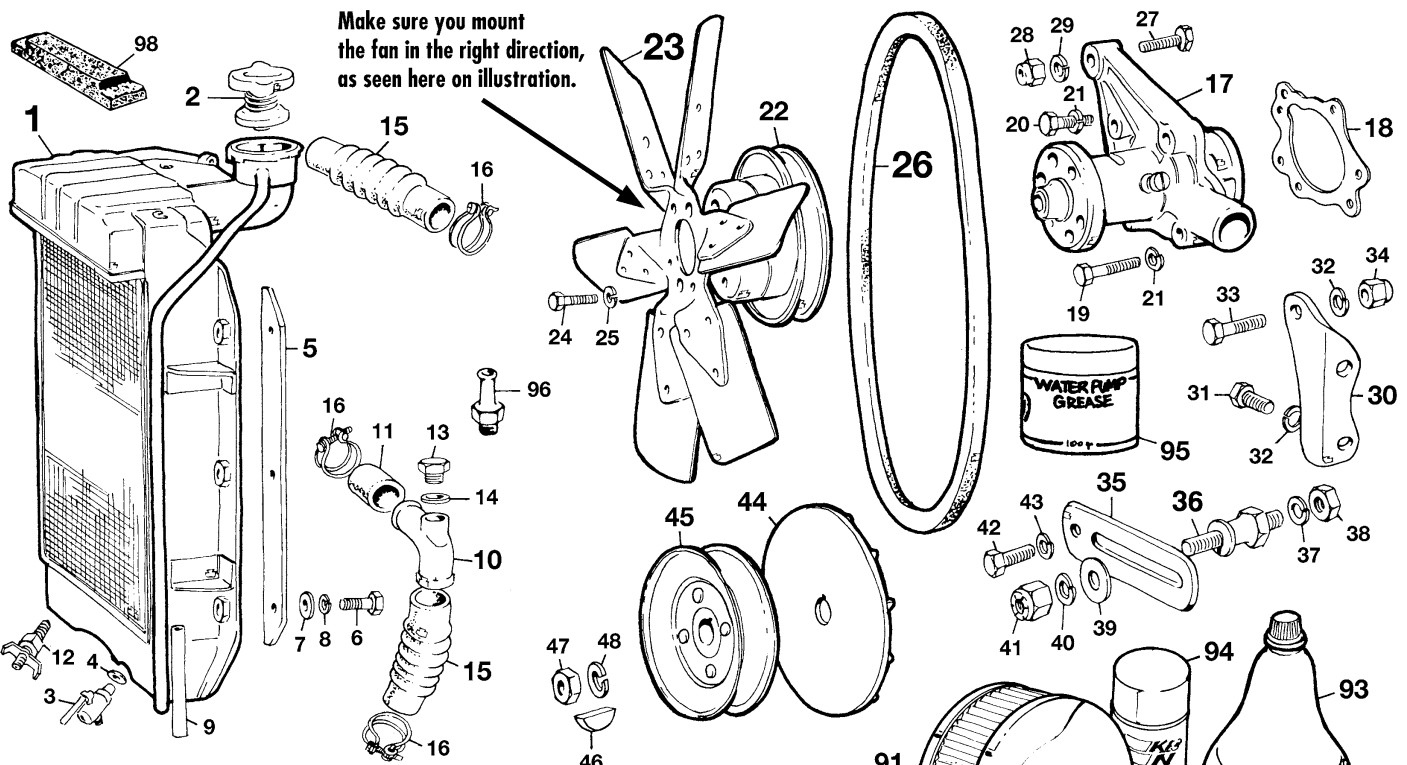
Oil for Classic Cars needs a higher viscosity. Why is viscosity important? Engines in older cars were designed when lubricants were heavier than many of today's popular high-street oils. Even the best of these new-style oils may not be ideal for use in older cars and motorcycles, including vehicles made as recently as the 1970's. Full-bodied, high specification lubricants are the answer to the problem.

Amount of oil needed **Engine: 4.4 L.** **Gearbox: 3 > 2.6 L.** **Axle: 1.6 > 1.3 L.**



ILL N°	PART N°	QTY	DESCRIPTION
1	185.052	1	COMPLETE OIL COOLER KIT. This original option kit was fitted as standard on the very late MGA's, Kit includes: oil cooler, pipes, hoses, small hardware and the fitting instructions.
	185.105	1	OIL COOLER FITTING KIT. Same as above, but less the oil cooler.
2	071.002	1	Pipe, cooler to block
3	071.003	1	Pipe, cooler to filter
4	016.153	1	Packing, cork
5	162.029	4	Screw, cooler to duct panel
6	163.011	4	Washer, plain
7	161.061	4	Nut, self locking
8	172.075	2	Clip, pipe to wheel arch
9	162.060	2	Screw, clip to wheel arch
10	161.024	2	Nut
11	164.015	2	Washer, spring
12	163.013	2	Washer, plain
13	071.004	2	Pipe, flexible
14	011.067	1	Adaptor
15	168.016	1	Washer, sealing
16	060.003	1	Oil cooler, 13 row
17	011.038	1	Oil filter and seal
18	011.572	1	Spin-on oil filter conversion kit
19	011.131	1	Oil filter, spin-on
31	011.038	1	Oil filter and seal
33	168.017	1	Washer, sealing. Rubber= 1/2" I.D.
34	163.002	1	Washer, steel. 1/2" I.D.
35	168.004	1	Washer, felt. 7/16" I.D.
36	171.002	1	Spring
37	011.039	1	Plate pressure
38	172.036	1	Circlip
39	011.346	1	Container, 'A', early Tecalemit
	011.040	1	Container, 'B', late Tecalemit
40	011.347	1	Valve assembly, early Tecalemit

ILL N°	PART N°	QTY	DESCRIPTION
41	011.252	1	Head, late Tecalemit
42	168.116	1	Packing, hydraulic - 4.2 mm thick
43	016.010	2	Sealing ring 1/8" - 3 mm thick
	016.042	2	Sealing ring thick, 2 mm
44	016.010	1	Sealing ring 1/8" - 3 mm thick
	016.042	1	Sealing ring thick, 2 mm
45	168.017	1	Ring, sealing. Rubber= 1/2" I.D.
46	172.004	1	Circlip
48	011.041	1	Container, Popular
49	011.301	1	Plate, pressure
50	168.111	1	Seal
51	163.078	1	Washer
52	011.037	1	Head assembly, Popular
53	171.002	1	Spring
56	011.401	1	Early pipe, block to filter head. Fitted with early Tecalemit container only. (ill. 39 "A")
	011.036	1	Pipe, block to filter head
60	011.402	1	Adaptor, early type. Fitted on engines up to number GB 1297
	011.035	1	Adaptor for oil pipe
61	168.003	1	Joint washer
62	162.010	1	Banjo bolt, oil feed
63	168.003	2	Joint washer
64	011.572	1	Spin-on oil filter conversion
65	300.501	1	Penrite HPR 30W/60 engine oil, 5 Liters
	300.101	A/R	Penrite HPR 30W/60 engine oil, 1 Liter
66	300.511	1	Penrite Gear Box oil 30, 5 Liters
	300.111	3	Penrite Gear Box oil 30, 1 Liter
67	300.518	1	Penrite Hypoid 85W/140 axle oil, 5 Liters
	300.118	2	Penrite Hypoid 85W/140 axle oil, 1 Liter
68	300.522	1	Castrol XL 20W/50 engine oil, 5 Liters
69	330.092	A/R	Castrol EPX90 Gearbox and axle oil, 0,5 Liter
70	185.440	1	Oil cooler shroud




97

Fan shroud

Forces the remaining air to be pulled through the radiator instead of around it.

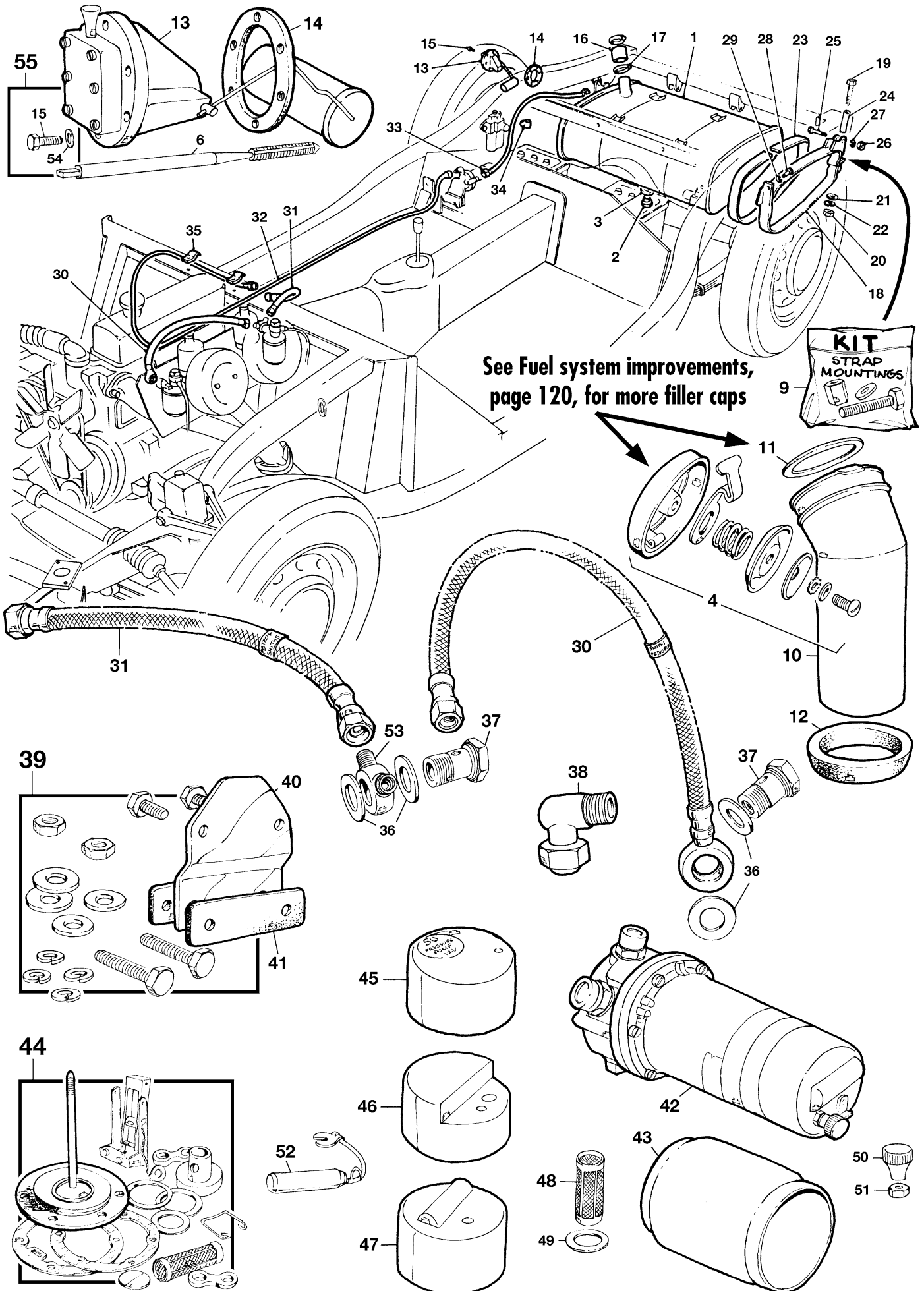
Sleeve thermostat

not for Twin cam


99

ILL N°	PART N°	QTY	DESCRIPTION
1	060.001	1	RADIATOR assembly
	060.059	1	RADIATOR assembly, Aluminium
2	061.011	1	Radiator cap
3	061.008	1	Tap, water drain
4	168.007	1	Washer, fibre
5	061.010	2	Packing piece
6	162.005	6	Screw, radiator fixing
7	163.001	6	Washer, plain
8	164.002	6	Washer, spring
9	062.005	1	Hose, overflow
10	062.004	1	Pipe, elbow hose connection
11	062.003	1	HOSE, short straight
12	061.008	1	Water tap, economical type
13	061.007	1	Plug, when heater installation is NOT fitted
14	168.009	1	Washer
15	062.001	2	HOSE, top or bottom
16	172.007	6	Clamp, hose
17	061.003	1	WATER PUMP end gasket
18	016.023	1	Gasket
19	162.008	2	Bolt 5/16" UNF x 1.1/2"
20	162.030	2	Bolt 5/16" UNF x 1.1/4"
21	164.002	4	Washer, spring
22	061.002	1	Pulley
23	061.001	1	Fan. Make sure you mount this in the right direction, see illustration
24	162.077	4	Screw
25	164.012	4	Washer, spring
26	061.004	1	FAN BELT
27	162.008	1	Bolt, dynamo to pump
28	161.012	1	Nut, nylon locking
29	164.002	1	Washer, spring
30	011.046	1	Bracket, dynamo fixing
31	162.005	2	Screw, bracket to block
32	164.002	3	Washer, spring
33	162.030	1	Bolt
34	161.012	1	Nut, nylon locking
35	081.027	1	Adjusting link
36	081.028	1	Pillar belt
37	164.006	1	Washer, spring, 3/8" UNF
38	161.026	1	Nut, 3/8" UNF
39	163.008	1	Washer, plain
40	164.002	1	Washer, spring
41	161.012	1	Nut, nylon locking
42	081.026	1	Screw, UNC
43	164.002	1	Washer, spring
44	081.024	1	Fan, dynamo
45	081.025	1	Pulley, dynamo
46	172.014	1	Key
47	161.298	1	Nut, flat 7/16" UNF
48	164.021	1	Washer, spring
'KENLOWE', For cars suffering from overheating in modern traffic and high summer temperatures, we recommend a Kenlowe fan is used in addition with the existing fan. The best solution is using the high performance BLOWING fan as a replacement fitted between the radiator and the front air intake. Not only is this sufficient cooling, but this also reduces noise and power loss. The old fan can now be dismantled. You can also use the Kenlowe fan kit as an additional fan and thus not removing the old system!			
49	185.129	1	'KENLOWE' FAN KIT.

ILL N°	PART N°	QTY	DESCRIPTION
50	101.041	1	Hose 90, rocker cover to air filter
51	172.012	2	Clamp
52	101.040	2	Air filter element, fits original filter only
53	101.039	4	Felt pads, between air filter and filter housing
54	101.036	1	Front air filter, "VOKES" with breather pipe fitted (less filter element)
	101.037	1	Rear air filter, "VOKES" (less filter element)
55	162.005	4	Screw, 5/16" UNF x 1/2"
56	164.031	4	Washer, spring, anti rattle
57	016.025	2	Gasket, air filter to carburettor
58	162.005	4	Screw, filter to carburettor
59	164.002	4	Washer, spring
60	101.042	1	Heatshield assembly, included insulation pads
61	016.130	2	Insulation pad, non asbestos
62	172.135	10	Rivets to replace the insulation pads
63	016.026	6	Gasket
64	016.027	2	Spacer, insulator
65	063.025	2	Air hose, one for the carburettor air and one to the forge air hose (063.017)
66	101.043	3	Bracket, air hose retaining. Two are placed at the front on the radiator duct panel (132.017) and one is placed on the inner wheel arch to hold the large hose
67	162.051	3	Screw
68	164.015	3	Washer, spring
69	161.024	3	Nut
70	011.045	1	Inlet manifold
71	085.023	1	1500 copper plate marking the .017" valve clearance
	085.024	1	1 600 copper plate marking the .015" valve clearance
72	011.177	2	Plug
73	163.001	1	Washer, distance
74	162.017	1	Plug and adaptor
75	167.014	2	Stud
76	164.006	2	Washer, spring
77	161.009	2	Nut, 3/8", UNF flat
78	167.015	4	Stud
79	101.031	1	Bracket for accelerator spring
80	164.006	4	Washer, spring
81	161.026	4	Nut
82	016.018	1	Gasket, manifolds to cylinder head
83	110.103	1	New exhaust manifold
84	111.003	1	Gasket ring, exhaust manifold to exhaust
85	167.013	3	Stud, 3/8" UNC-UNF
86	164.006	3	Washer, spring
87	161.006	3	Nut, 3/8" UNF brass
88	012.017	4	Yoke, manifold
89	164.002	6	Washer, spring
90	161.030	6	Nut, 5/16" UNF brass
91	101.038	2	Air filter assembly, K&N polished stainless steel box
92	101.102	2	Replacement filter element, K&N
93	186.043	1	Cleaning product, K&N
94	186.042	1	Special oil, K&N
95	330.050	1	100 g. waterpump grease
96	063.020	1	Union, (when heater is fitted)
97	136.370	1	Fan shroud. Improves fan efficiency
98	132.005	1	Felt Pad, bonnet to radiator - VERY IMPORTANT
99	018.042	1	Sleeve thermostat (Not for Twin Cam)



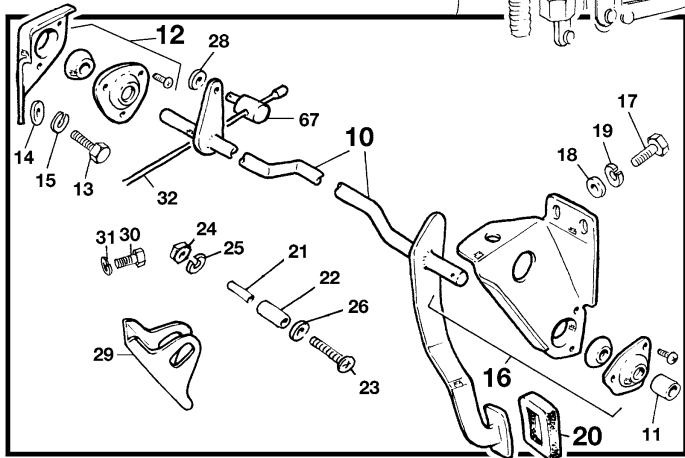
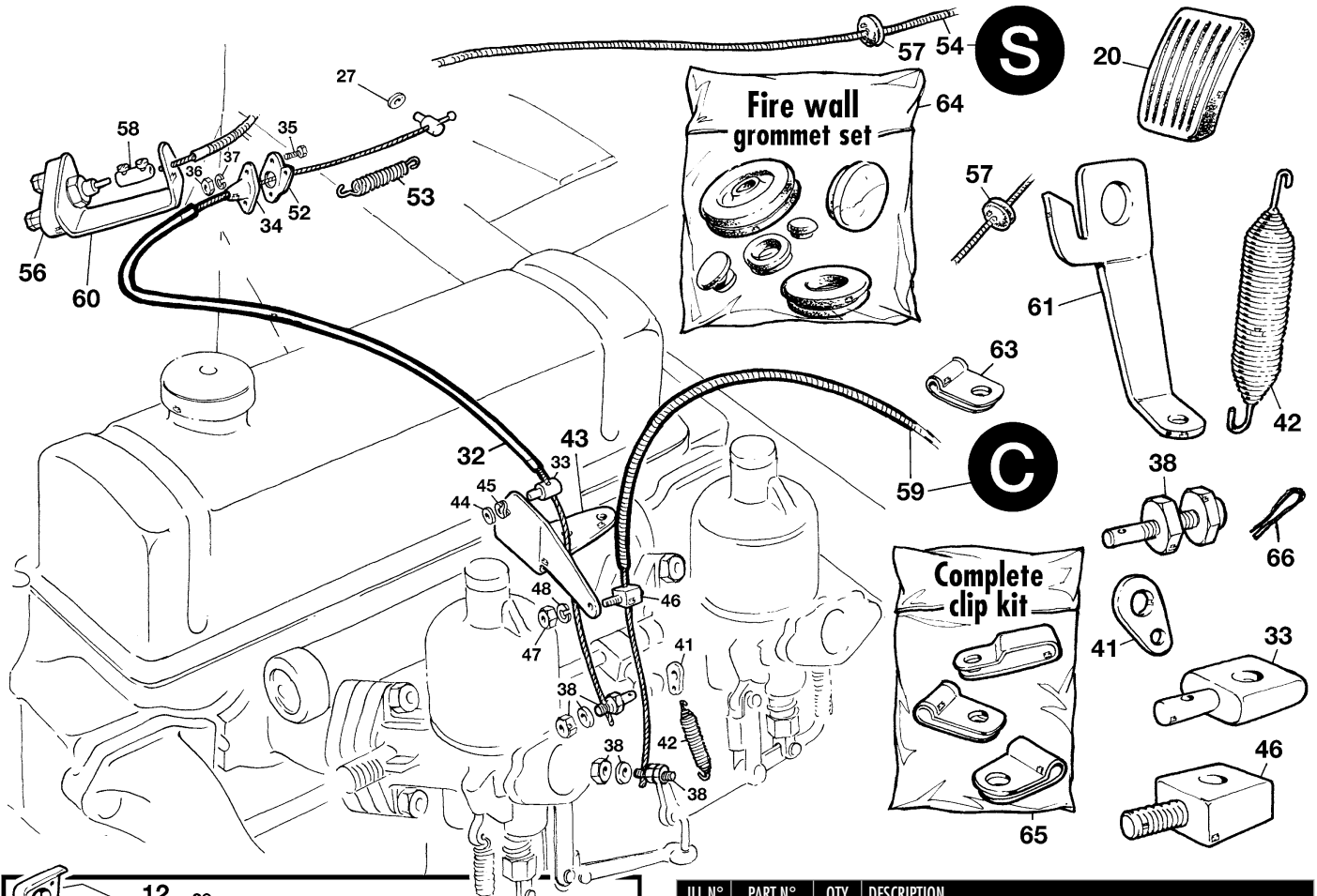


ILL N°	PART N°	QTY	DESCRIPTION
1	100.001	1	FUEL TANK assembly, steel
	100.018	1	FUEL TANK assembly, stainless steel
2	101.288	1	Drainplug, fuel tank
3	168.117	1	Washer, fibre
4	101.016	1	FUEL FILLER CAP assembly
6	200.603	1	Tap to repair UNC N°8 thread
9	133.708	1	KIT FUEL TANK MOUNTING. Incl. all bolts, nuts, washers & distance piece for mounting two tank hanger to original specifications.
10	101.013	1	Filler neck, for original fuel cap
	101.863	1	Filler neck, for modern filler caps. See fuel system improvements, page 120 for more filler caps
11	122.187	1	Ring, sealing cap on neck
12	101.014	1	Ring, sealing filler neck to body
13	101.011	1	Tank sender unit
14	016.024	1	Gasket, sender unit
15	162.830	6	Screw, UNC N°8
16	101.015	1	Hose, connection, filler neck to tank
17	172.115	2	Clamp, wire type
18	100.002	2	Strap, fuel tank
19	162.026	2	Bolt
20	161.061	2	Lock nut
21	163.010	2	Washer, plain
22	164.012	2	Washer, spring
23	121.041	2	Rubber straps
24	133.707	2	Distance piece
25	162.203	2	Bolt, rear mount
26	161.019	2	Nut
27	164.012	2	Washer, spring
28	162.045	2	Screw, front mounting
29	164.002	2	Washer, spring
30	101.007	1	FUEL HOSE, carburettor - carburettor

ILL N°	PART N°	QTY	DESCRIPTION
31	101.009	1	FUEL HOSE, fuel pipe - carburettor
32	101.008	1	FUEL PIPE, pump to hose (front)
33	101.010	1	FUEL PIPE, tank to pump
34	172.275	1	Clip, fuel pipe to rear shock mount bolt
35	172.010	2	Clip, fuel pipe to heater box shelf Washer, fibre
36	102.080	4	Washer, fibre
37	102.079	2	Banjo bolt, zinc plated
	107.093	2	Banjo bolt, solid brass and highly polished
38	101.003	2	Elbow, pump to pipe
39	101.114	1	PUMP MOUNTING KIT, included screws, washers mounting rubbers. NOT included is the bracket.
40	101.087	1	Pump mounting bracket
41	101.006	2	Pump mounting pads, rubber
42	101.085	1	FUEL PUMP ASSEMBLY - DUAL POLARITY
43	101.002	1	Cover, fuel pump
44	101.119	1	Repair kit for positive earthed pump
	101.120	1	Repair kit for negative earthed pump
	101.605	1	Contact points only
45	101.115	1	Cap, flat top
46	101.116	1	Cap, half raised
47	101.117	1	Cap, late type
48	101.004	1	Filter, fuel pump
49	101.005	1	Washer, fibre
50	161.139	1	Knob, terminal
51	161.140	1	Nut, brass
52	101.204	1	Condenser
	101.269	1	Diode - positive (not illustrated)
	101.268	1	Diode - negative (not illustrated)
53	102.081	1	Banjo, double
54	164.084	12	Copper washer. Stops petrol leaks
55	139.361	1	Sending unit fitting kit, 18 piece

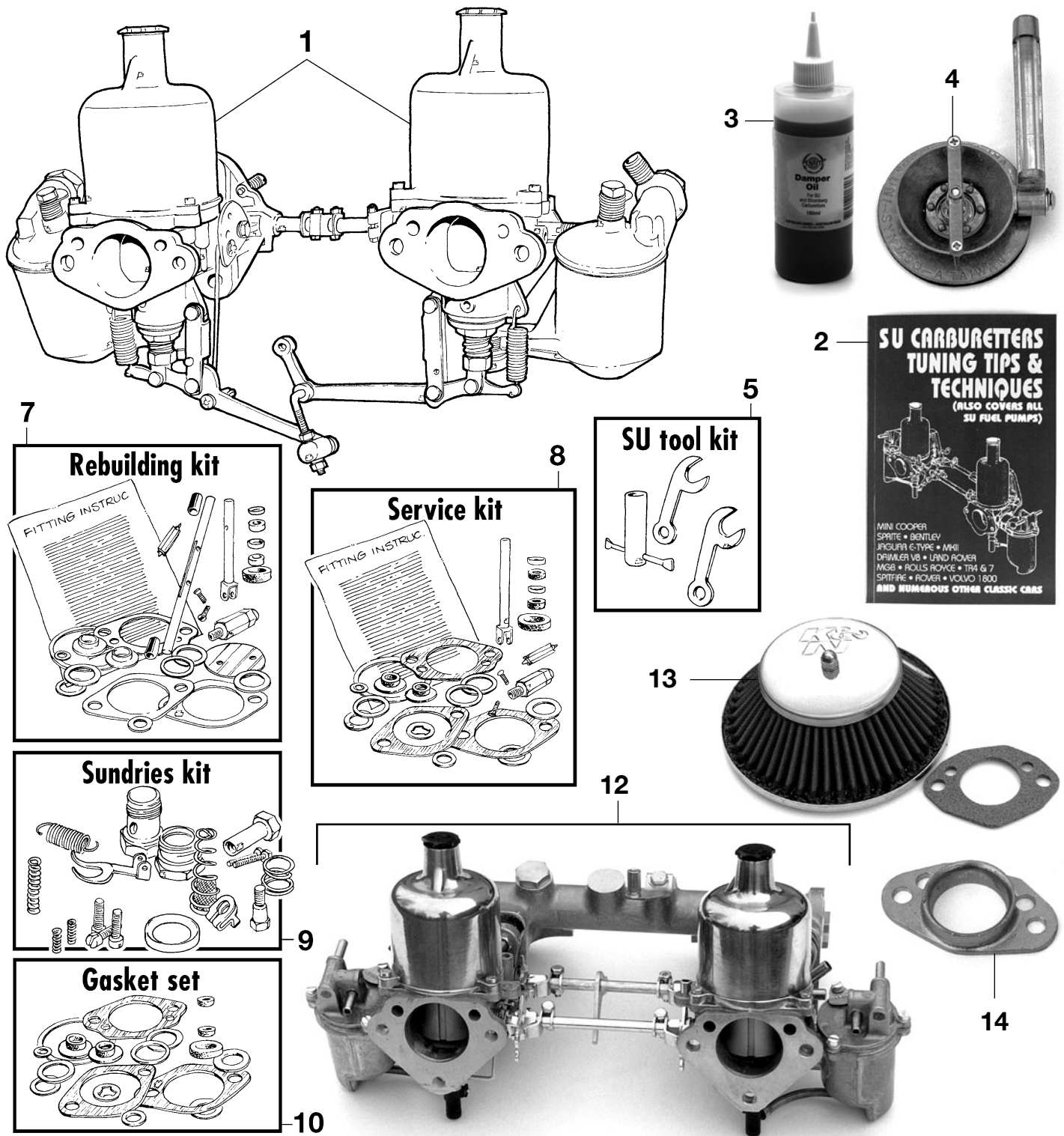


MGA 1955-1962 Control cables



ILL N°	PART N°	QTY	DESCRIPTION
10	101.033	1	Pedal & Cross-shaft
11	101.035	1	Collar, locating
12	101.032	1	RH Bracket assembly
13	162.029	2	Screw
14	163.010	2	Washer, plain
15	164.012	2	Washer, spring
16	101.034	1	LH Bracket assembly
17	162.029	3	Screw, bracket to goalpost
18	163.010	3	Washer, plain
19	164.012	3	Washer, spring
20	101.023	1	PEDAL RUBBER
21	101.291	2	Tube distance
22	101.292	1	Stop, accelerator pedal
23	162.553	2	Screw, distance tube
24	161.019	2	Nut
25	164.012	2	Washer, spring
26	163.010	3	Washer, plain
27	163.013	2	Washer, plain
28	163.013	1	Washer, plain

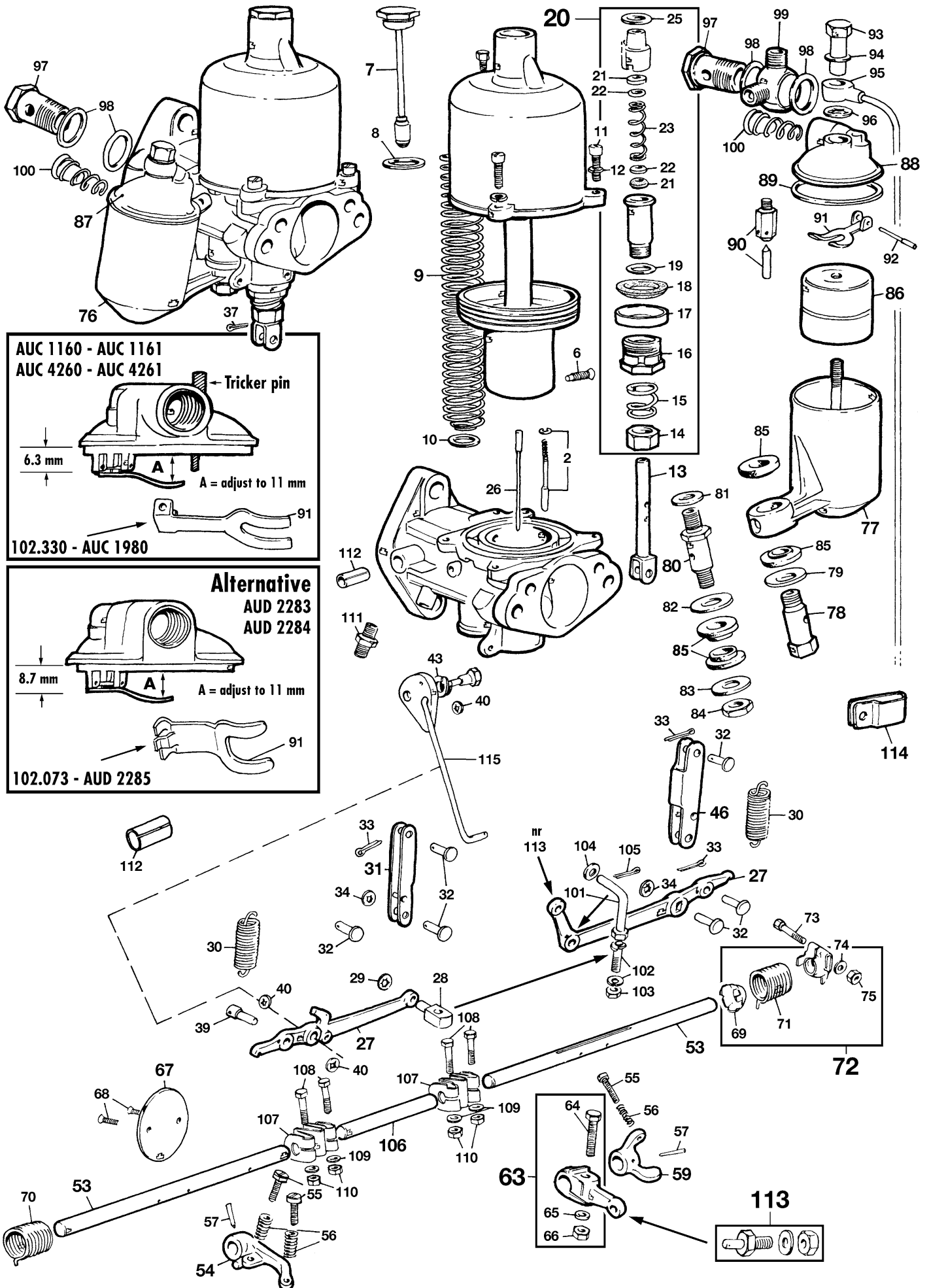
ILL N°	PART N°	QTY	DESCRIPTION
29	101.293	1	Adjustable stop bracket
30	162.029	2	Screw
31	164.012	2	Washer, spring
32	101.026	1	CABLE ACCELERATOR
33	101.027	1	Tee barrel
34	101.024	1	Guide, accelerator cable
35	162.060	2	Screw, pan pozi
36	161.024	2	Nut
37	164.015	2	Washer, spring
38	172.027	2	CABLE FASTENER
41	163.033	1	Bracket for spring
42	101.030	1	Spring, accelerator return
43	101.028	1	Bracket abutment
44	163.013	1	Washer, plain
45	164.017	1	Double spring washer
46	101.294	1	Abutment, choke cable
47	161.024	1	Nut
48	164.015	1	Washer, spring
52	101.329	1	Bracket, accelerator spring
53	171.028	1	Spring, pull-off
54	101.017	1	STARTER CABLE ASSEMBLY
56	084.002	1	Switch, starter
57	122.003	2	Grommet, cable pass
58	084.001	1	Coupling, cable/switch
59	101.019	1	CHOKE CABLE ASSEMBLY
60	133.364	1	Bracket, starter switch (welded on chassis leg)
61	101.031	1	Bracket, accelerator spring (fixed on inlet manifold)
63	172.042	1	Clip, choke cable fixing
64	121.002	1	GROMMET KIT, fire wall. Incl. all grommets for fire wall, blanking grommets, cable pass grommets, grommet for main wiring harness & bonnet rod.
65	133.709	1	COMPLETE CLIP KIT, all clips are included for fixing; wiring harness, petrol pipe, brake pipe, battery cables etc.
	133.713	1	FIXING KIT for above clip kit. Incl. all screws, washers, spring washers and nut.
66	102.189	2	Cotter pin
67	172.305	1	Cable anchor, inner cable to pedal



ILL N°	PART N°	QTY	DESCRIPTION
1	102.286	1	1500 PAIR CARBURETTORS, NEW
	102.287	1	1600 & 1622 PAIR CARBURETTORS, NEW
2	190.225	1	BOOK, Tuning SU carburetors. Publication on tuning & maintaining all type SU carburetors and fuel pumps
	190.036	1	BOOK, Workshop manual for SU carburetors published by Haynes
3	330.070	1	125 ML Carburettor oil
4	200.572	1	Carburettor synchroniser
5	102.302	1	Tool kit, 3 piece
6	102.217	1	Jet adjusting spanner
7	102.153	2	REBUILDING KIT, for one carburettor H4. This kit contains the most common parts needed to start renewing a worn out carburettor (NOT incl. is the needle, see next page for needle type required)

ILL N°	PART N°	QTY	DESCRIPTION
8	102.152	2	SERVICE KIT, for one H4 carburettor. This kit contains all gaskets & parts for a strip, clean and reassembling operation.
9	102.258	2	SUNDRIES KIT, a very usefull addition on the above kits.
10	102.242	2	GASKET SET, for one carburettor. These gaskets are also included 'in the service or rebuilding kits.
12	185.147	1	1.3/4" H6 SU carburettor kit. Includes alloy manifold, new carburetors and all linkage
13	101.331	2	K&N compact airfilter 1.1/2" SU (best results with new carburettor needle, part nr 102.239, see below)
	101.333	2	K&N compact airfilter 1.3/4" SU (best results with new carburettor needle, part nr 102.239, see below)
	102.239	2	Carburettor fuel needle for power improvement with K&N filters
14	101.230	2	Rampipe

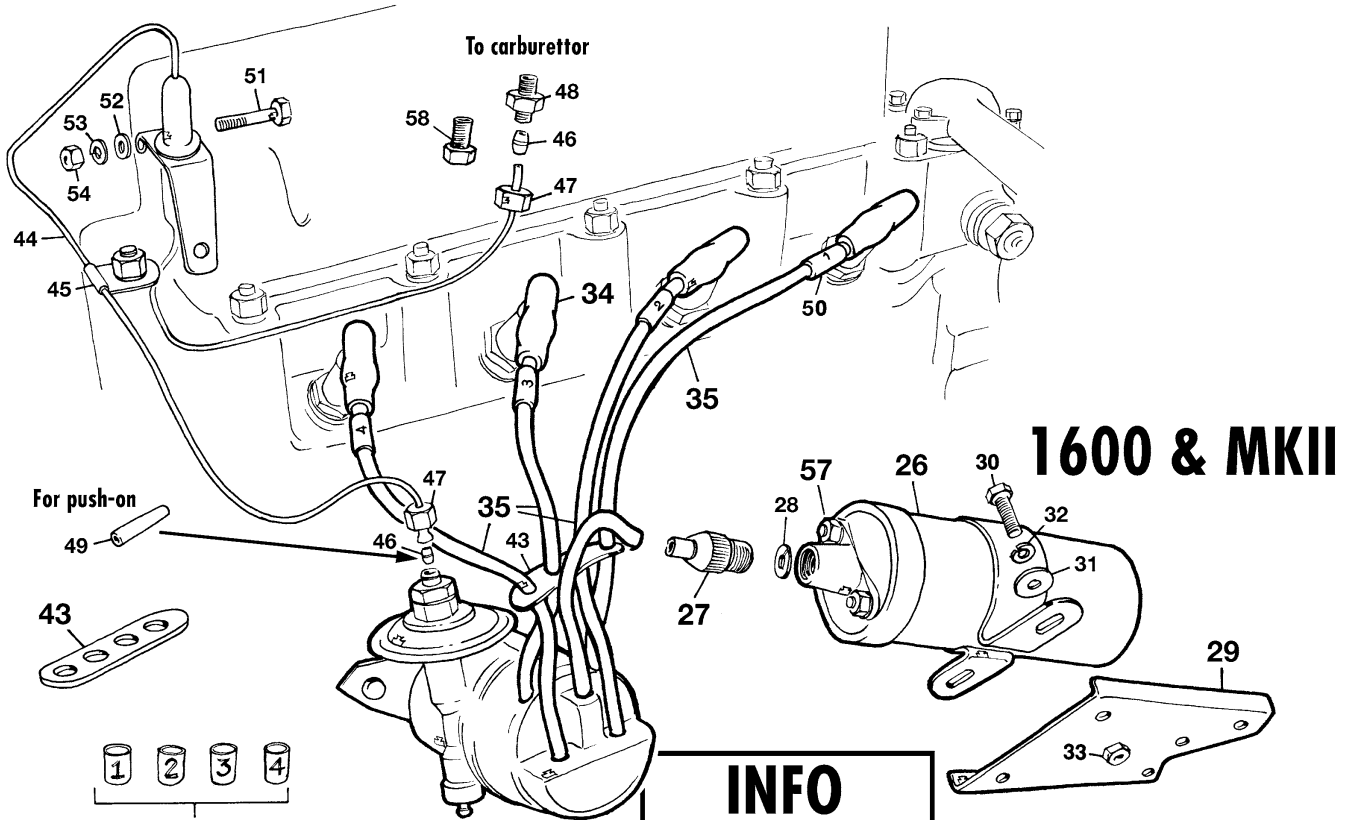
See page 107 for more S.U. parts



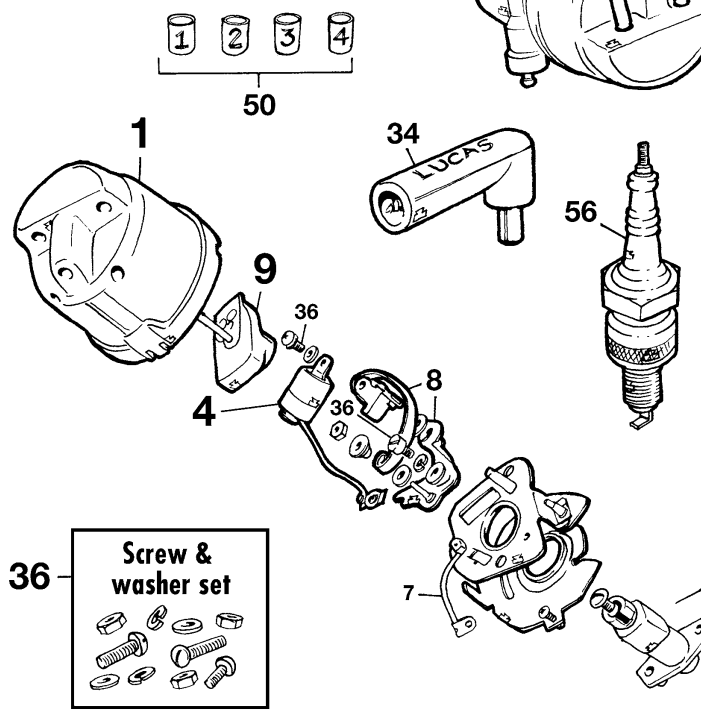


ILL N°	PART N°	QTY	DESCRIPTION
2	102.003	1	PIN KIT, piston lifting: pin, spring and clip
6	102.007	2	Screw, needle locking
7	102.177	2	Oil filler cap, brass
	102.008	2	Oil filler cup, plastic
8	102.080	2	Washer, fibre
9	102.010	2	Spring, red
10	102.011	2	Washer, plain
11	102.272	6	Screw, polished brass
	102.012	6	Screw, zinc plated
12	164.015	6	Washer, spring
13	102.014	2	Jet assembly
14	102.015	2	Nut, adjusting
15	102.016	2	Spring, adjusting nut
16	102.017	2	Nut, gland seal
17	102.092	2	Ring, aluminium
18	102.091	2	Sealing ring, cork
19	102.018	2	Washer, copper
20	102.501	2	Jet bearing kit
21	102.093	4	Gland washer, cork
22	102.020	4	Cup washer, brass
23	102.021	2	Spring
25	102.023	2	Washer, top bearing
26	102.165	2	1500 standard needle GS
	102.166	2	1500 rich needle CC
	102.167	2	1500 week needle 4
	102.024	2	1600+MKII STD needle 6
	102.025	2	1600+MKII rich needle RO
	102.026	2	1600+MKII week needle AO
27	102.321	1	lever, front
	102.040	1	lever, rear
28	102.028	1	Trunnion, lever
29	102.029	1	Washer, starlock
30	102.030	2	Spring jet lever return
31	102.041	1	Link, front carburettor
32	102.032	6	Clevis pin, for starlock
	102.325	6	Clevis pin/split pin
33	102.189	6	Split pin
34	102.029	6	Star lock
39	102.035	1	Pin, swivel
40	102.036	3	Star lock
43	171.008	1	Washer, spring
46	102.041	1	Link, rear carburettor
53	102.090	2	Shaft, standard size
54	102.043	1	Lever, throttle stop
55	102.044	3	Screw, adjusting
56	102.045	3	Spring
57	102.046	2	Pin, throttle stop
59	102.328	1	Lever, throttle stop
63	102.047	1	Lever assembly throttle
64	102.048	1	Bolt
65	164.015	1	Washer, spring
66	161.072	1	Nut
67	102.089	2	Disc 1.1/2"
68	102.050	4	Screw, disc locking

ILL N°	PART N°	QTY	DESCRIPTION
69	102.051	2	Plate, return spring
70	102.052	1	Spring, front shaft
71	102.053	1	Spring, rear shaft
72	102.326	2	Kit, throttle return
73	102.055	2	Bolt, clip
74	102.056	2	Washer, plain
75	102.057	2	Nut
76	102.058	1	Float chamber, front
77	102.059	1	Float chamber, rear
78	102.060	2	Bolt, early type
79	102.369	2	Washer, cup, steel
80	102.062	2	Pillar bolt, late type
81	102.063	2	Washer, pillar to body
82	102.064	2	Washer pillar-inner
83	102.065	2	Washer, pillar-outer
84	102.066	2	lock nut
85	102.067	4	Grommet, rubber
86	102.068	2	Float
87	102.069	1	Front Lid (AUD2284). Use with lever 102.073
	102.332	1	Front Lid (AUC4261). Use with lever 102.330
88	102.070	1	Rear lid (AUD2283). Use with lever 102.073
	102.331	1	Rear lid (AUC4260). Use with lever 102.330
89	102.071	2	Gasket
90	102.156	2	Needle and seat, with viton point
	102.072	2	Needle and seat, standard type
91	102.073	2	Float lever, alternative
	102.330	2	Float lever, early type
92	102.074	2	Pin
93	102.075	2	Cap nut
	102.928	2	Solid brass cap nut & logo
94	102.076	2	Washer, aluminium
95	102.077	2	Banjo & overflow pipe
96	102.078	2	Washer, fibre
97	102.079	2	Banjo bolt
	107.093	2	Banjo bolt, polished brass
98	102.080	4	Washer, fibre
99	102.081	1	Union, double
100	102.082	1	Filter & spring
101	102.083	1	Rod, link
102	102.084	2	Washer, spring
103	161.072	2	Nut
104	102.086	1	Washer, brass
105	102.189	1	Split pin
106	102.087	1	Rod, connection
107	102.324	2	Coupling, bolts & nuts
108	102.055	4	Bolt
109	102.056	4	Washer
110	102.057	4	Nut
111	102.329	1	Adaptor for vacuum pipe
112	102.113	2	Set of 2 bushes to repair body to STD dia. (drill 9.5 mm)
113	172.027	2	Cable fastener & pivot
114	172.276	1	Clip, double pipe style to hold pipes to engine
115	102.726	2	Fast idle cam kit




1600 & MKII



INFO

SW } for switch
+ }
CB } contact breaker
- }

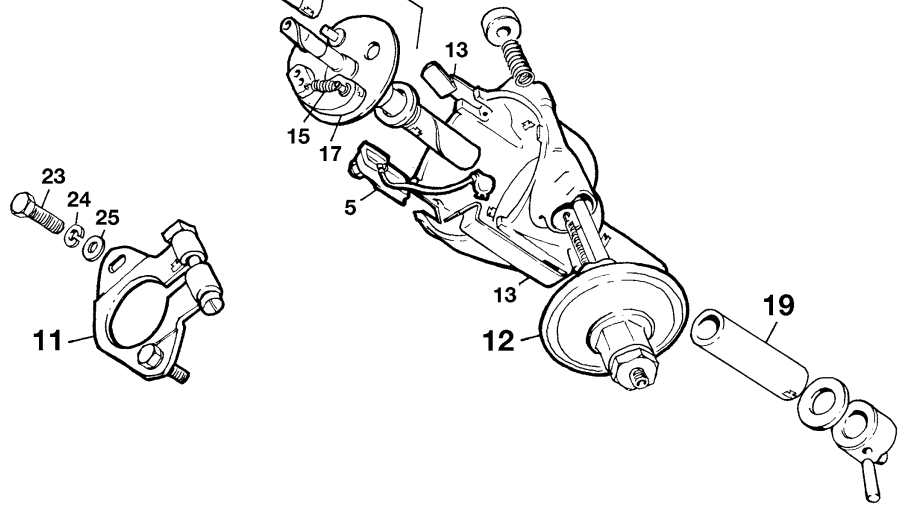
Fitting a new coil, which wire where? If the positive battery terminal is earth (as original), connect the cable coming from the switch to the - (negative) side of the coil. The + to the contact breaker. If the negative battery terminal is earth, connect the cable coming from the switch to the + (positive) side of the coil. The - to the contact breaker.



1500

INFO

- * Static timing 7° B.T.D.C.
- * Contact point gap .014" > .016" (.35 > .40mm)
- * Spark plug gap .63 > .66 mm





CSI ignition systems

The origin of Classic Sport Ignition lies within a passion for classic cars. Years of hands on experience in automotive electronics have enabled the CSI company to develop the ultimate ignition for your classic car.

CSI ignition systems have been tested in heavy endurance rally's, like the Carrera Copacabana, the Monte-Carlo Historique and the Mille Miglia.



The 16 carefully tuned pre-programmed advance curves are at your disposal to choose from, just find the perfect one for your type of car. Choosing between the available curves is very easy. All you have to do is remove the distributor cap and change the curve to your desired position simply by using a screwdriver.

All CSI systems are installed into a special housing which can't be distinguished from original, your classic will keep its authentic look. We recommend changing the H.T. wiring to a non-copper wire type and the caps to 'push-on' types to give the best results. Early cars with a mechanical tachometer are easy to convert to negative earth, it will give you the possibility to fit a GPS or just reload your mobile using the cigar lighter connection. For those cars we only stock the negative earth distributor. The T-type is probably the only exception, were the purist might not want to change the ground and wants to keep the car positive earthed.

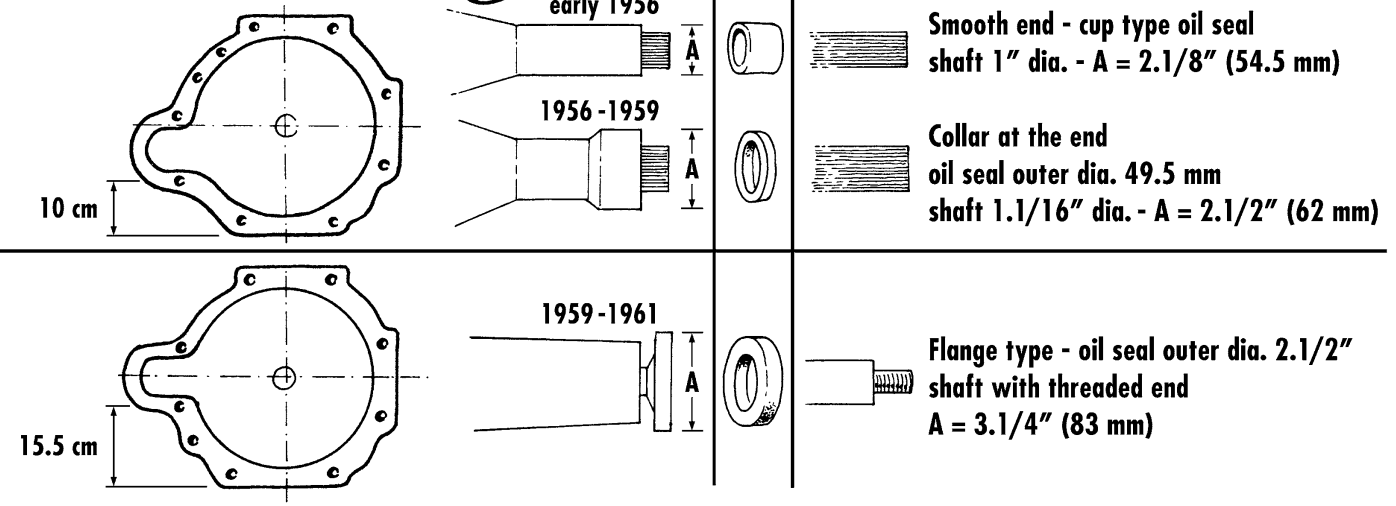
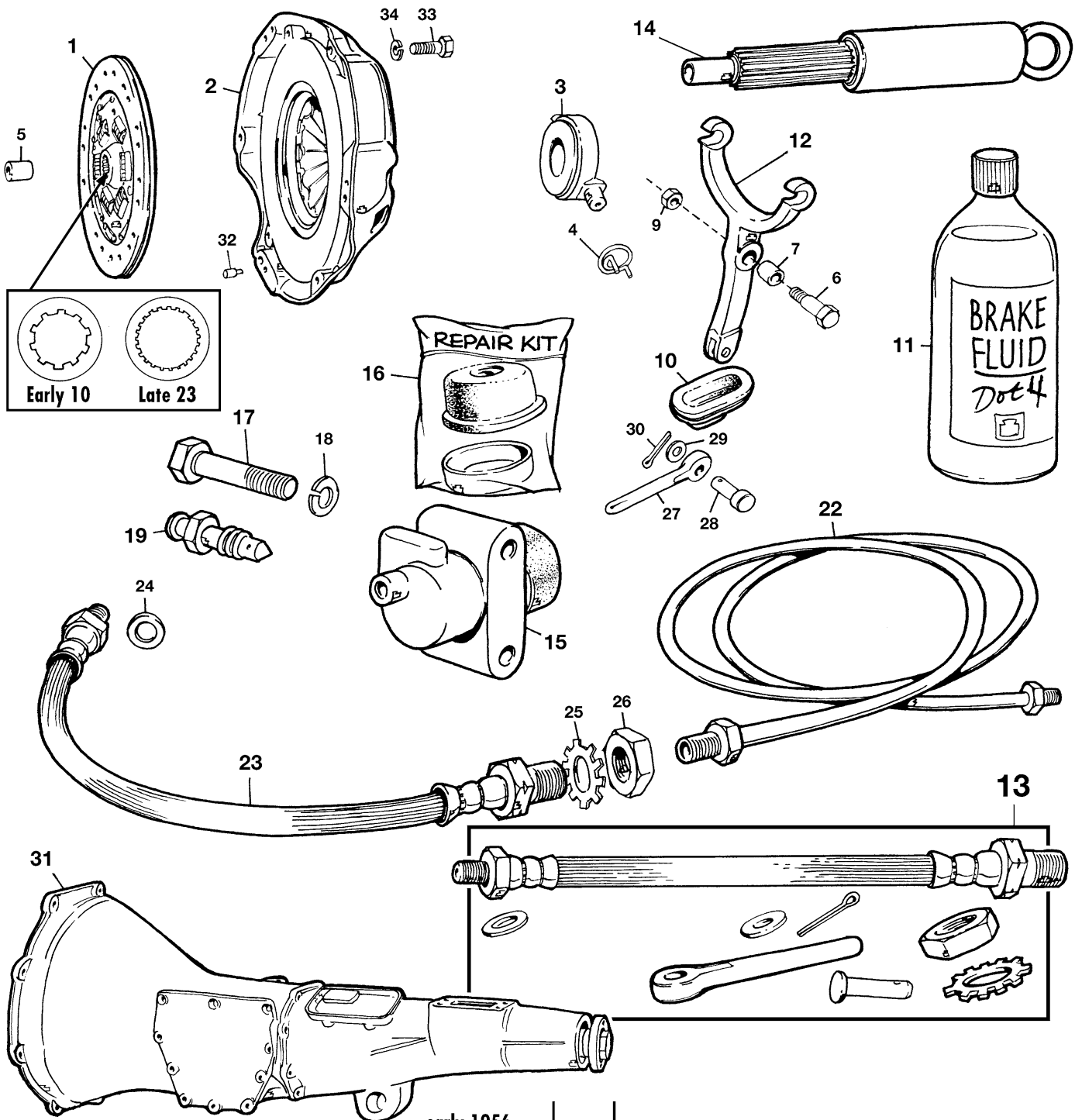
Car make & type	Ground/earth	Distributor housing	CSI system Part n°	H.T. lead kit Part n°	Coil O.E. Part n°	Coil Sport Part n°	Spark plug O.E. Part n°	Spark plug NGK Part n°
MGA	negative	25D4	181.331	081.069	081.001	081.195	012.005	012.355
MGA Twin Cam	negative	23D4	181.330	081.966*	081.001	081.195	012.219	012.681

*Also buy part n° 081.018 x 1 (distributor cap) and 162.366 x5. Cut cable to length
Here we list the types with vacuum unit fitted. For tuned engines there are non vacuum types. Please contact your shop for more info.

ILL N°	PART N°	QTY	DESCRIPTION
1	081.018	1	DISTRIBUTOR CAP, original type
2	081.228	1	Rebuild distributor, Nr. 40488, early 1956
	081.229	1	Rebuild distributor, Nr. 40510, 1956 - 1961
	081.230	1	Rebuild distributor, Nr. 40761, 1622 MKII
	081.231	1	Rebuild distributor, Nr. 40718, Twin Cam
3	181.279	1	Alternative 25D type distributor suitable for MGA
	081.168	1	Alternative 45D type distributor suitable for MGA
4	081.017	1	CONDENSOR
5	081.011	1	Terminal bush and lead
7	081.052	1	Earth lead
8	081.016	1	CONTACT SET, new style (1 piece)
	081.204	1	Contact set, early style (2 pieces)
9	081.020	1	ROTOR ARM
11	081.021	1	Clamping plate
12	081.010	1	VACUUM UNIT
	081.056	1	VACUUM UNIT, replacement type to be used with connection piece 081.065 unit to pipe.
13	081.203	2	Clip, cover
15	081.336	1	Spring set pack, 5 pieces
19	081.141	1	Bushing
23	162.077	2	Screw
24	164.012	2	Washer, spring
25	163.010	2	Washer, plain
INFO. Fitting a new coil, which wire where? If the positive battery terminal is earth (as original), connect the cable coming from the switch to the - (negative) side of the coil. The + to the contact breaker. If the negative battery terminal is earth, connect the cable coming from the switch to the + (positive) side of the coil. The - to the contact breaker.			
26	081.194	1	Coil, screw in HT lead type
	081.001	1	Coil, push-in HT lead type
27	081.071	1	Nut, terminal
28	081.072	1	Washer for terminal nut
29	081.070	1	1600 1622 Bracket, coil to eng. mounting




ILL N°	PART N°	QTY	DESCRIPTION
30	162.029	2	Screw
31	163.011	2	Washer, plain
32	164.012	2	Washer, spring
33	161.019	2	Nut
34	081.006	4	Spark plug cap, original type - poor quality
	181.117	4	NGK spark plug cap, black - good quality
35	081.003	1	HT lead set, with modern type terminals and push-on cowl
	081.213	1	HT lead set, using original type terminals to be assembled by you.
36	081.763	1	Screw & washer set
40	081.002	1	Bracket, coil/dynamo
41	081.236	1	Steady plate for coil
	161.019	2	Nut, coil to bracket
42	162.029	1	Screw, clamping
	164.012	1	Washer, spring
	161.019	1	Nut, clamping
43	081.068	1	Cable spacer
44	081.004	1	Pipe, ignition control incl. end nipples)
45	172.127	1	Clip, pipe to cyl. head nut
46	013.238	2	Olive, (included in 081.004)
47	161.325	2	Nut, (included in 081.004)
48	102.329	1	Adaptor, pipe to carburettor
49	081.065	1	Adaptor, pipe to push-on vacuum unit
50	081.067	1	Cable indicator set, yellow, 1-2-3-4
51	162.133	1	Screw
52	163.034	1	Washer, plain
53	164.023	1	Washer, spring
54	161.054	1	Nut
55	085.082	1	"LUCAS" Lable
56	012.005	4	Spark plug - Champion
	012.355	4	Spark plug - NGK
57	161.402	2	Brass nut, 1 0-32 thread with 5/16" on hex
58	161.403	1	Nut, male (1600)
59	CSI Ignition, see list of parts above for more details		






improved clutch conversion parts

Improved clutch cover. The friction system is the same as used on MGB cars and is perfect for fast road cars and competition. All parts below are needed and to be ordered separately! The MGA clutch plate remains the same.



35
Clutch cover



36
Fork mounting plate


Retaining clip



39



38
Fork lever



37
Release bearing

ILL N°	PART N°	QTY	DESCRIPTION
1	021.004	1	CLUTCH PLATE, 10 Spline type 1500 & 1600 to eng. 3928, 1961
	021.005	1	CLUTCH PLATE, 23 Spline type 1600 & MKII 1961-1962
2	021.003	1	CLUTCH COVER ASSEMBLY
3	021.001	1	RELEASE BEARING
4	021.002	2	Retainer, release bearing
5	011.015	1	Spigot bearing, in crankshaft
6	023.116	1	Early Pivot bolt, 3/8" to E 4525
	023.117	1	1500 - 1622 Pivot bolt, 1/2"
7	023.114	1	Early Pivot bush, ID 3/8" to E 4525
	023.115	1	1500 - 1622 Pivot bush, 1/2"
9	161.025	1	Nut 3/811, self locking
10	023.004	1	DUST BOOT
11	053.039	1	Clutch and Brake fluid, Dot 4
	053.018	1	1 L. Silicone brake fluid
12	023.118	1	Early clutch fork lever with 3/8" ID bush (1G3653)
	023.119	1	1500-1622 clutch fork lever, 1/2" ID bush (11G31 930)
13	027.120	1	KIT - SLAVE CYLINDER MOUNTING. Contains: hose and fittings, push rod and fittings
14	200.612	1	Clutch Aligning Tool, 10 SPLINE Type
	200.613	1	Clutch Aligning Tool, 23 SPLINE Type
15	027.008	1	SLAVE CYLINDER ASSEMBLY. Also to be used as replacement for the very early type
16	027.007	1	REPAIR KIT, contains cup and dust seal
17	162.023	2	Bolt, 3/8"UNC x 1.7/8"
18	164.006	2	Spring washer
19	027.009	1	Bleed screw
22	054.071	1	Pipe LHD, Master cylinder to clutch hose
23	027.005	1	Hose, slave cylinder
	027.203	1	Hose, slave cylinder. Stainless steel braided

ILL N°	PART N°	QTY	DESCRIPTION
24	168.010	1	Washer, copper
25	164.008	1	Washer, spring-star
26	161.013	1	Nut
27	027.006	1	Push rod
28	172.009	1	Pin, clevis
29	163.001	1	Washer, plain
30	172.130	1	Pin

GEARBOX ASSEMBLY, REBUILD

We can rebuild your gearbox or we can offer rebuild gearboxes on an exchange base. These are completely rebuild, 6 Month warranty, not included are: clutch fork, remote control and gear lever. Please look left to identify the correct type when ordering a gearbox, or parts of the gearbox.

31	020.055	1	Gearbox assembly, early 1500, with rear end shaft outer diameter 1" (please note also fork bolt type 3/8" or 1/2" diameter)
31	020.056	1	Gearbox assembly, 1500, with rear end shaft outer diameter 1.1/16"
31	020.057	1	Gearbox assembly, late 1500 onwards, with higher startermotor position and a flange type rear.
32	172.002	2	Pin, dowel
33	162.022	6	Screw, cover to flywheel
34	164.002	6	Washer, spring

Clutch conversion parts

Improved clutch cover. The friction system is the same as used on MGB cars and is perfect for fast road cars and competition. All parts below are needed and to be ordered separately! The MGA clutch plate remains the same.

35	021.006	1	Improved clutch cover. Needs new holes for new locstrum dowel pin
36	023.133	1	Fork mounting plate for improved clutch cover
37	021.007	1	Release bearing
	021.044	1	Improved release bearing, roller bearing
38	027.020	1	Fork lever
39	172.046	2	Clip, retaining



ILL N°	PART N°	QTY	DESCRIPTION
1	020.064	1	Main casing, up to (G)A915, UNF threads
	020.065	1	Main casing, from (G)916 to (E)15GD101 with UNC threads. Lower starter fixing bolt at 10 cm, see drawing on previous page.
	020.066	1	Main casing, from (E)15GD101 to 16GC4748. Lower starter fixing bolt at 15 cm, see drawing on previous page.
	020.067	1	Main casing, from (E)16GC4748. Rib type
2	167.016	2	Dowel
3	167.011	9	Stud UNF/UNF, early type (G)A915
	167.024	9	Stud UNF/UNC from (G)A916
4	016.090	1	GASKET SET, oil seals not included
5	172.005	1	Key, speedometer drive
6	162.034	1	Early drain plug, to (E)15GD101
	023.001	1	Drain plug, from (E)15GD101
7	023.006	1	Frontcover
8	023.007	1	OIL SEAL, FRONT
9	016.060	1	Gasket, front cover
10	164.002	7	Spring washer
11	161.002	7	Nut, 5/16" UNF
12	023.008	1	Side cover
13	016.059	1	Gasket, side cover
14	162.022	7	Screw, side cover UNF, to (G)A915
	162.086	7	Screw, side cover UNC, from (G)A916
15	164.002	6	Spring washer
16	163.028	1	Plain washer
17	168.022	1	Fibre washer
18	162.554	3	Countersunk screw, UNF, to (G)A915
	162.027	3	Countersunk screw, UNC, from (G)A916
19	164.009	3	Countersunk shakeproof washer
20	020.068	1	Rear end to fit oil seal 56 mm OD, early 1956
	020.069	1	Rear end to fit oil seal 64 mm OD, 1956-59
	020.070	1	Rear end to fit oil seal 83 mm OD, 1959-61
21	023.010	1	Bush, fitted to (E)15GD101
22	023.014	1	BEARING, rear end. From (E)15GD101
23	023.011	1	OIL SEAL, early 1956 - 35 x 56.3 x 28.6mm
	023.012	1	OIL SEAL, 1956-59 - 35 x 49.5 x 12.7mm
	023.013	1	OIL SEAL, 1959-61 - 35 x 63.6 x 17.4mm
24	172.013	1	Circlip
25	016.062	1	Gasket
26	162.020	7	Screw UNF, to (G)A915
	162.214	6	Screw UNC, from (G)A916
27	164.002	8	Spring washer for studs end screws
28	161.002	2	Nut UNF
29	023.016	1	Cover plate
30	016.063	1	Gasket, cover plate
31	162.555	6	Screw, 1/4" UNC x 5/8"
32	164.012	6	Spring washer
33	023.017	1	Breather
34	023.039	1	10 splined first motion shaft, to (E)16GC/H3928
	023.040	1	23 splined first motion shaft
35	023.043	1	BEARING, first motion shaft
36	023.044	1	Circlip, bearing retaining
37	023.045	A/R	Shim 0.5 mm
	023.120	A/R	Shim 1 mm

ILL N°	PART N°	QTY	DESCRIPTION
38	023.042	1	LOCK TAB WASHER
39	023.041	1	Nut, bearing retaining
40	023.058	1	Housing for central bearing
41	023.136	1	Peg, housing locating
42	023.057	1	BEARING, centre
43	023.140	1	Distance piece, fitted from (E)15GD1 01
44	023.015	1	Flange
45	161.014	1	Nut, flange
46	164.010	1	Washer, spring
47	023.471	1	Fork, reverse-gear, to (G)A289
	023.032	1	Fork, reverse-gear, from (G)A290
48	023.024	1	Screw, fork locating
49	164.007	1	Washer, shakeproof
50	023.025	1	Nut
51	023.472	1	Fork, 1st & 2nd gear, to (G)A289
	023.023	1	Fork, 1st & 2nd gear, from (G)A290
52	023.024	1	Screw, locking
53	164.007	1	Washer, shakeproof
54	023.025	1	Nut
55	023.026	1	Shaft 1st & 2nd speed fork (all except below)
	023.479	1	Shaft 1st & 2nd speed fork from (G)A828->8010
56	023.473	1	Fork 3rd & 4th gear, to (G)A289
	023.029	1	Fork 3rd & 4th gear, ham (G)A290
57	023.024	1	Screw, locking
58	164.007	1	Washer; shakeproof
59	023.031	1	Rod, 3&4 speed fork
60	023.030	1	Distance piece, from (G)A290
61	023.475	1	Shaft, reverse fork, (all except below)
	023.480	1	Shaft, reverse fork, from (G)A828->8010
62	023.027	3	Bell, fork locating
63	023.028	3	Spring
64	023.489	1	Block, up to (G)A915
	023.138	1	Block, from (G)A916
65	162.515	2	Screw
66	164.012	2	Washer, spring
67	023.476	1	Selector 1st & 2nd, to (G)A289
	023.034	1	Selector 1st & 2nd, from A290
68	023.035	1	Screw, locking
69	023.477	1	Selector 3rd & 4th, to (G)A289
	023.036	1	Selector 3rd & 4th, from A290
70	023.035	1	Screw
71	023.478	1	Selector reverse, to (G)A289
	023.037	1	Selector reverse, from A290
72	023.035	1	Screw, locking
73	023.662	1	Speedometer drive pinion, to (G)A5] 20
	023.062	1	Speedometer drive pinion, nylon, from (G)A 51 20
74	023.063	1	Bush, pinion
75	016.050	1	OIL SEAL, drive pinion
76	023.065	1	Bush, oil seal retaining
77	023.066	1	Washer, speedometer drive pinion bush
78	023.481	1	Arm, interlock
79	023.079	1	Layshaft

Continues next page >>>

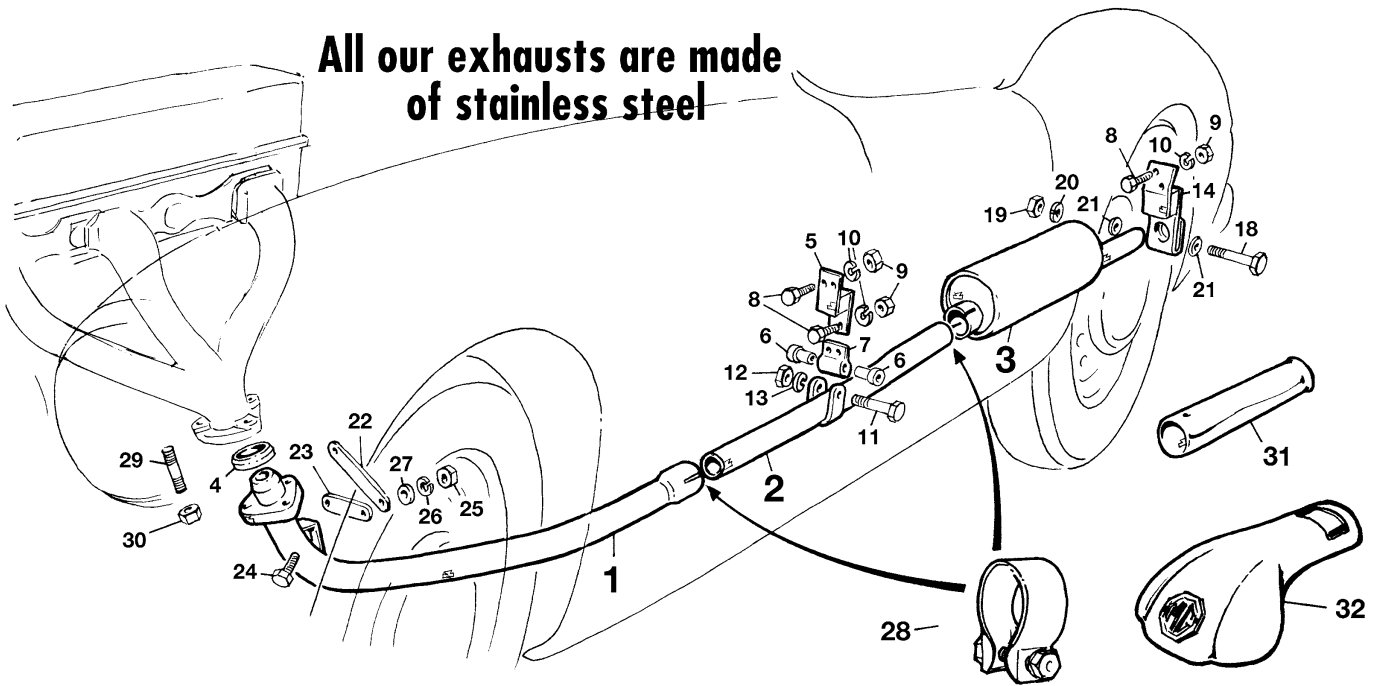


ILL N°	PART N°	QTY	DESCRIPTION
80	023.080	1	LAYGEAR
81	023.084	1	THRUST WASHER, FRONT
82	023.085	1	THRUST WASHER, REAR 3.94 mm
	023.143	1	THRUST WASHER, REAR 3.98 mm
	023.087	1	THRUST WASHER, REAR 4.08 mm
	023.088	1	THRUST WASHER, REAR 4.11 mm
83	023.081	3	NEEDLE ROLLER BEARING SET
84	023.083	1	Distance tube
85	023.082	4	Circlips
86	023.089	1	Shaft, reverse gear
87	023.141	1	Screw, reverse shaft
88	023.091	1	lock tab washer
89	023.092	1	REVERSE GEAR, including bush
90	023.142	1	Bush only, reverse gear
91	023.047	1	Main shaft, rear spline type to (G)A101 with O.D. 1"(25,4mm) early '56
	023.048	1	Main shaft, rear spline type, from (G)A101 to (E)15GD101 with O.D. 1.1/16"(27 mm) 1956-'59
	023.049	1	Main shaft, threaded end for flange nut
92	023.050	1	Plug, oil restrictor
93	023.054	1	Thrust washer, second gear
94	023.051	1	Thrust washer, 3rd gear, 3.97mm
	023.052	1	Thrust washer, 3rd gear, 4.02mm
	023.053	1	Thrust washer, 3rd gear, 4.07mm
95	023.055	1	Peg, thrust washer
96	023.056	1	Spring, peg
97	023.482	1	FIRST GEAR & SYNCHRO HUB ASSEMBLY
	023.483	1	Synshro hub only inner part)
	023.067	1	FIRST GEAR (outer part only)
98	023.069	3	Ball, synchronizer
99	023.070	3	Spring, synchronizer ball
100	023.071	1	SYNCHRO RING, BRONZE
	023.072	1	SYNCHRO RING, STEEL, use only together with 023.068
101	023.484	1	Second gear, with uncoated cone only use with BRONZE synchro ring
	023.068	1	Second gear, improved type with molybdenum coated synchro cone
102	023.073	1	Bush, second gear
103	023.077	1	Interlock ring, 2nd & 3rd gears
104	023.074	1	Third gear
105	023.076	1	Bush, third gear
106	023.075	2	SYNCHRO RING, 3rd & 4th gear
107	023.078	1	Synchronizer assembly, 3rd & 4th gear
	023.490	1	Coupling sliding, only
	023.491	1	Synchronizer only
108	023.070	3	Spring, synchronizer ball
109	023.069	3	Bell, synchronizer
110	023.485	1	Distance piece, to (G)A101
	023.060	1	Distance piece, from (G)A101
111	023.486	1	Gear, speedodrive, to (G)A101
	023.061	1	Gear, speedodrive, from (G)A101
112	023.176	1	Lock washer, to ((G)A101
	174.015	1	lockwasher from (G)A101 to flange type
113	023.487	1	Nut, speedo gear & distance piece, to (G)A101
	161.037	1	Nut, from (G)A101 to flange type mainshaft
114	023.018	1	Shaft, remote control
115	023.019	1	Selector lever, front

ILL N°	PART N°	QTY	DESCRIPTION
116	162.091	1	Screw, selector lever
117	164.007	1	Shakeproof washer
118	023.020	1	Selector lever, rear
119	162.092	1	Screw, selector lever
120	164.002	1	Washer, spring
121	172.014	1	Key, selector lever
122	023.003	2	Cop, control boss
123	168.012	2	Washer, cap
124	023.046	18	NEEDLE ROLLER, FIRST MOTION SHAFT
125	023.113	1	GEARBOX MOUNTING
126	162.032	1	Bolt
127	161.065	1	Nut
130	023.005	1	Dipstick
131	162.030	7	Bolt 5/16" x 1.1/4", smooth case
	162.030	1	Bolt 5/16" x 1.1/4", rib case type
	162.088	2	Bolt 5/16" x 2", rib case type
	162.073	4	Boil 5/16" x 2.1/2", rib case type
132	161.002	7	Nut
133	164.002	7	Washer, spring
135	023.492	1	Remote control tower assembly
	023.488	1	Remote control tower, casing only
136	023.097	2	Dowel, tower to extension
137	011.079	1	Core plug
138	023.094	1	Chrome gear lever
139	023.095	1	KNOB, GEAR LEVER
140	161.015	1	NUT, KNOB LOCKING
141	023.096	1	Plate, spacer
142	023.097	2	Dowel, gear lever retaining
143	023.098	1	Spring, gear lever retaining
144	023.099	1	Cover for spring
145	023.100	1	Circlip
146	023.101	1	Plugner, reverse selector
147	023.102	1	Spring for plugner
148	023.103	1	Plug for plugner
149	172.277	1	Dowel, reverse plugner
150	023.027	1	Ball, reverse plugner
151	023.028	1	Spring, reverse plugner detent
152	016.061	2	Gasket, remote control
153	162.057	2	Screw, tower to extension
154	162.025	2	Bolt, tower to extension
155	164.002	4	Washer, spring
156	023.104	1	Plug, ball retaining
157	168.013	1	Washer, plug
158	023.105	1	Plugner
159	023.106	2	Spring, plugner
160	023.107	1	Ball, selector
161	023.108	1	Shaft, remote control tower
162	023.109	1	Selector lever, front
163	023.110	1	Selector lever, rear
164	162.515	2	Screw, selector lever
165	164.012	2	Spring washer
166	172.014	2	Key, front selector
167	023.111	1	RUBBER DRAUGHT EXCLUDER, GEAR LEVER
168	023.112	1	CHROME RING, RETAINER
169	023.021	1	BUSH, ANTI RATTLE (Alternative type, made From nylon)

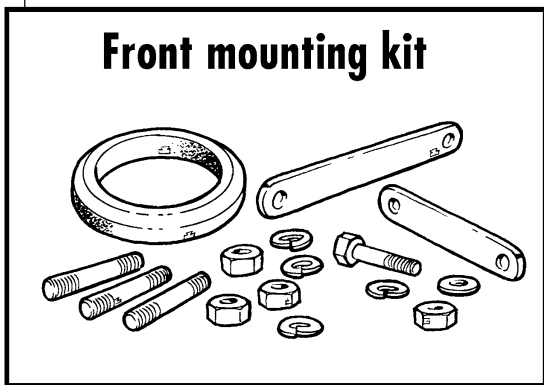


All our exhausts are made of stainless steel



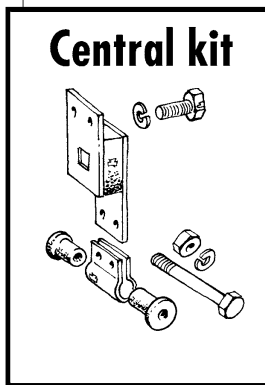
15

Front mounting kit



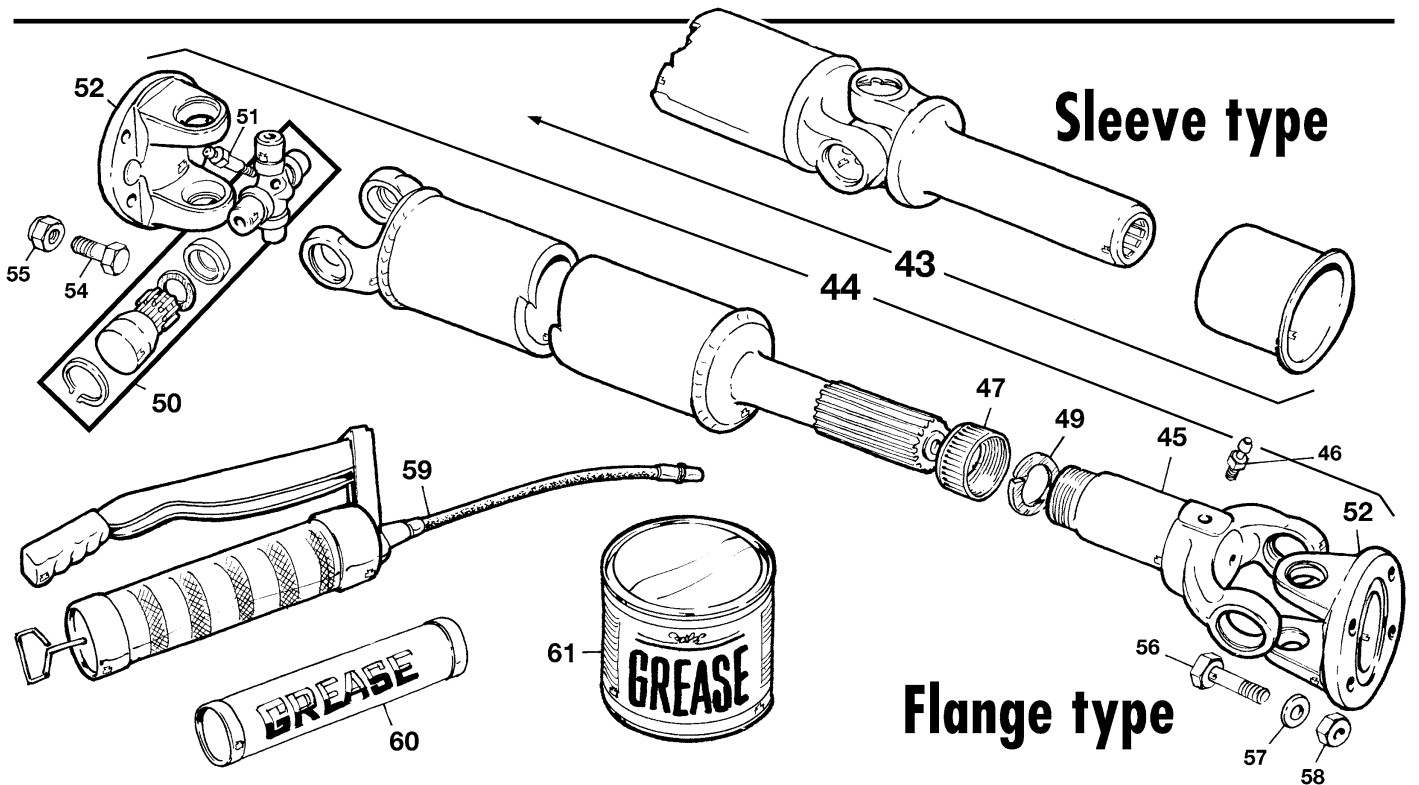

16

Central kit



17

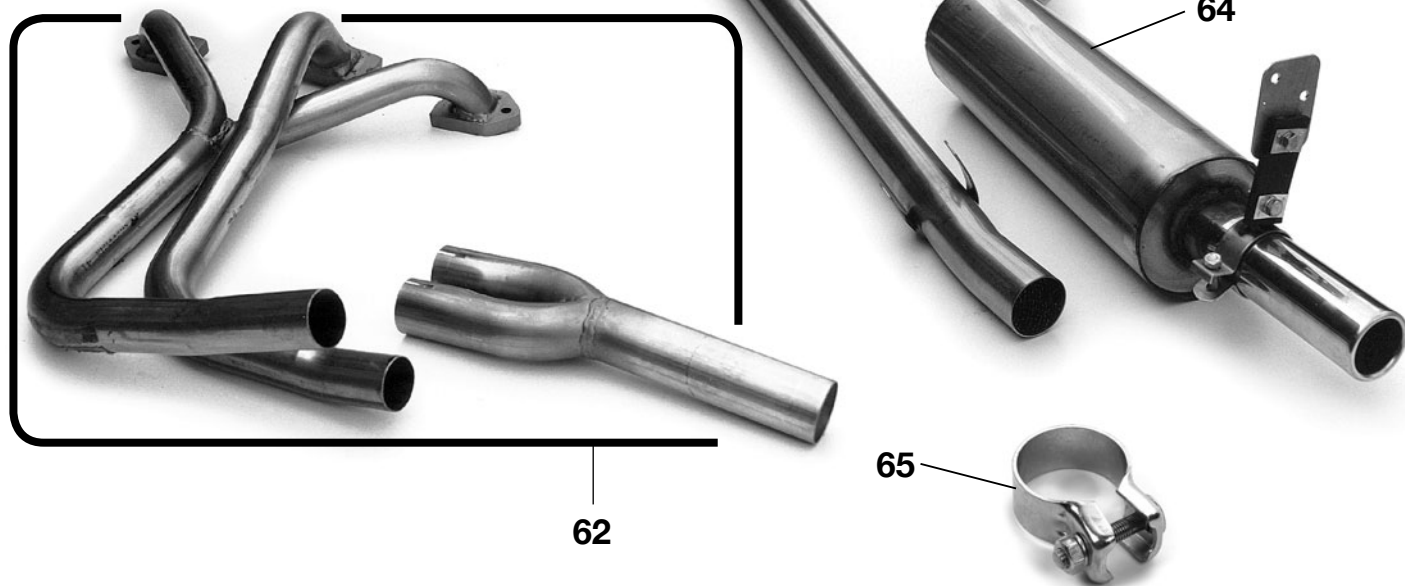
Rear kit





MGA sports exhaust

Falcon has developed a stainless steel tubular exhaust manifold to fit LHD MGA models (not MGA Twin Cam).



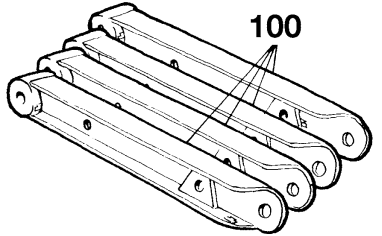
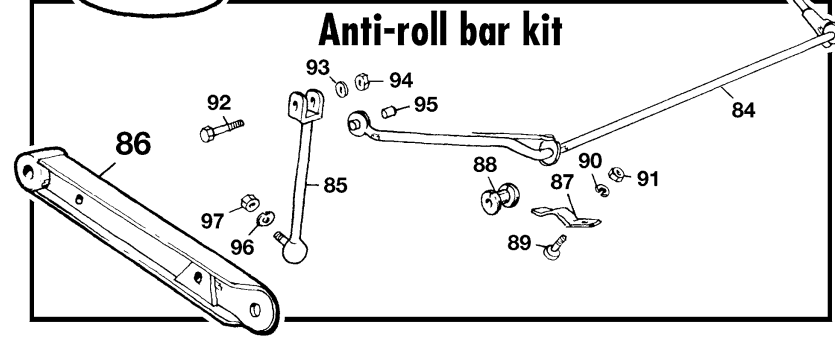
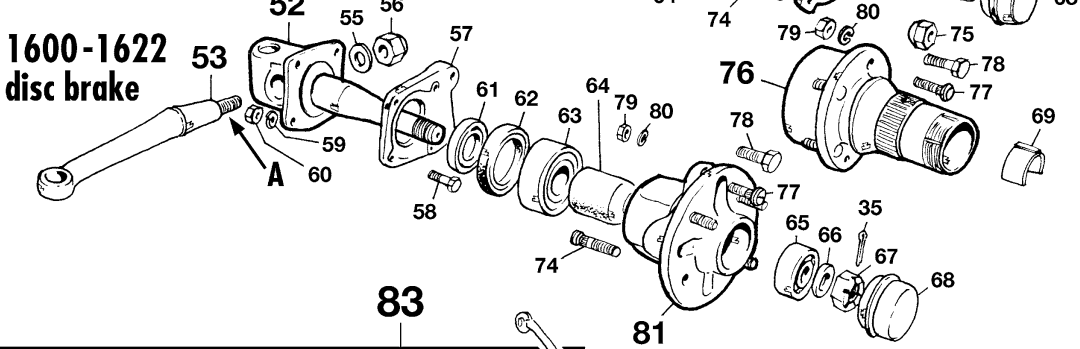
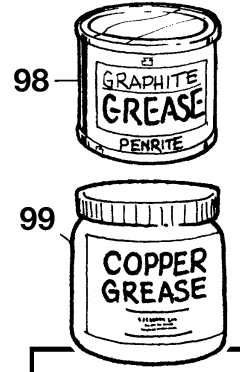
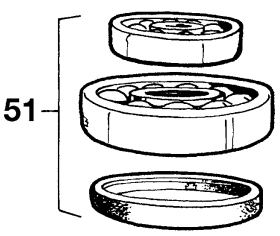
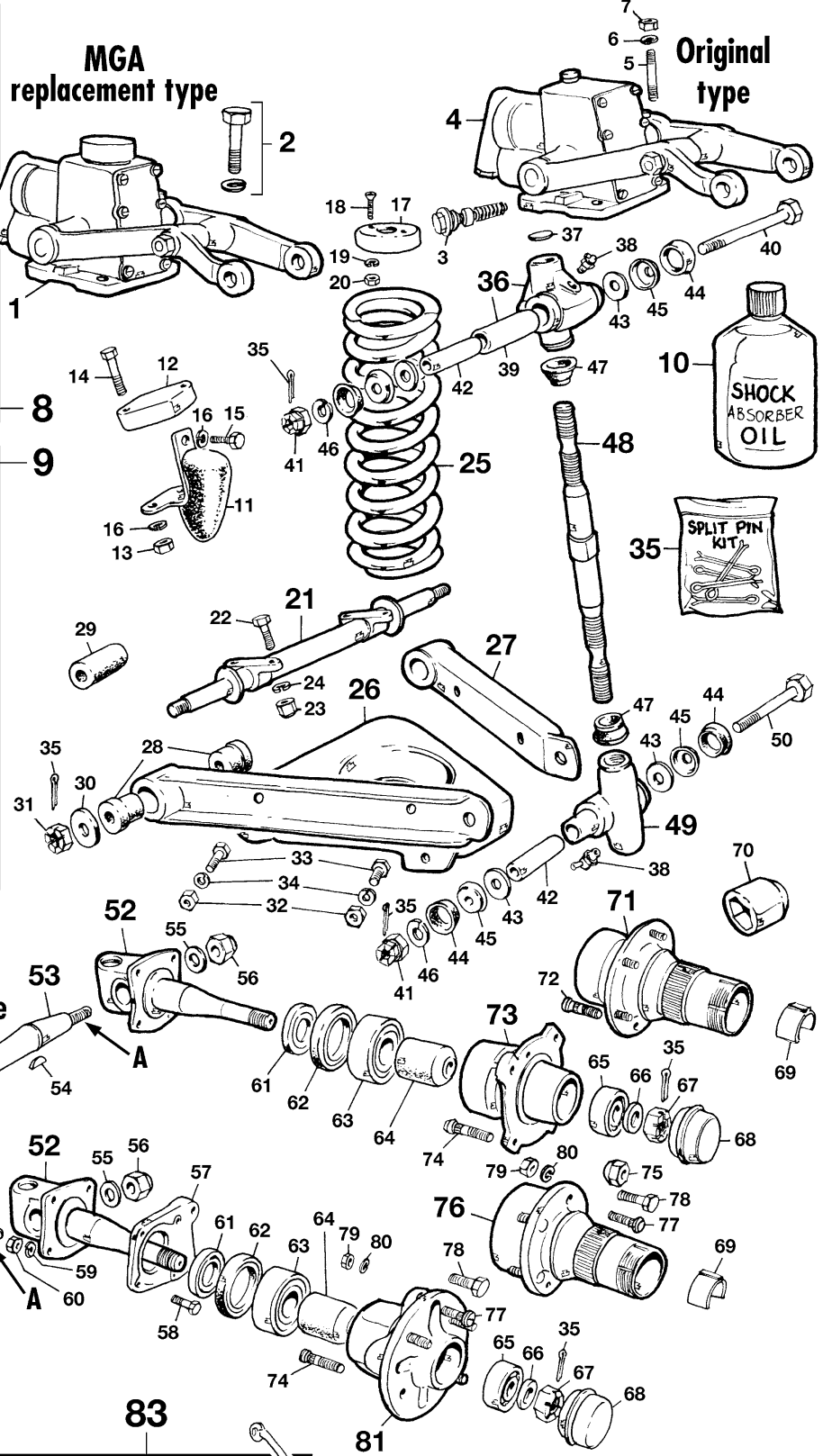
ILL N°	PART N°	QTY	DESCRIPTION
1	110.025	1	FRONT PIPE, stainless steel
2	110.026	1	PIPE INTERMEDIATE, stainless steel
3	110.027	1	SILENCER, stainless steel
4	111.003	1	JOINT, pipe to manifold
5	111.006	1	Mounting block, intermediate
6	111.004	2	Bush, insulator
7	111.007	1	Hanger
8	162.076	6	Screw
9	161.019	6	Nut
10	164.012	6	Washer, spring
11	162.025	1	Bolt
12	161.002	1	Nut
13	164.002	1	Washer, spring
14	111.005	1	Mounting block, rear
15	111.081	1	FRONT MOUNTING KIT
16	111.014	1	CENTRAL MOUNTING KIT
17	111.082	1	REAR MOUNTING KIT
18	162.026	1	Bolt
19	161.019	1	Nut
20	164.012	1	Washer, spring
21	163.010	2	Washer, plain
22	111.002	1	Strap, upper, pipe to gearbox
23	111.001	1	Strap, lower, pipe to gearbox
24	162.005	1	Screw, 5/16" UNF
25	161.002	1	Nut
26	164.002	1	Washer, spring
27	163.028	1	Washer, plain
28	111.163	2	Exhaust clamp
29	167.013	3	Stud, manifold
30	161.006	3	brass nut
31	185.068	1	Chrome end pipe for 1.3/4" I.D.
32	185.233	1	Shell-shaped end piece with "MG" logo. An original option, made from polished aluminium

ILL N°	PART N°	QTY	DESCRIPTION
Propeller shaft & components			
43	030.039	1	Propeller shaft, early 1500 with gearbox mainshaft spline 1" O.D.
	030.010	1	Propeller shaft, 1500 & early 1600 with gearbox mainshaft spline 1.1/16" O.D.
44	030.014	1	Propeller shaft, 1600 & 1622 with flange type gearbox.
45	032.052	1	Sleeve for flange type
46	041.066	1	Grease nipple
47	032.054	1	Dust cap
49	032.056	1	Washer, cork or plastic
50	032.045	2	Journal assembly with grease nipple
	032.100	2	Journal assembly without grease nipple
51	032.046	2	Grease nipple
52	032.043	A/R	Flange
54	162.035	4	Bolt, flange to differential
55	161.012	4	Nut, self locking
56	162.035	4	Bolt, 1600 & 1622
57	164.002	4	Washer, spring
58	161.012	4	Nut, self locking
59	200.604	1	Grease pump, not original type
60	186.021	1	Cartridge grease
61	330.040	1	400 g. Penrite graphite grease
MGA sports exhaust			
Falcon has developed a stainless steel tubular exhaust manifold to fit LHD MGA models (not Twin Cam). The manifolds are full bore, mandrel bent and made from type 304 anti-magnetic stainless steel. The manifold will match up to an existing FALCON system or can be used with the larger bore stainless sport exhaust system. The sports exhaust has a modified pipe run to allow the silencer to be fitted higher up into its recess, just to make sure that all the enthusiastic rally boys don't knock it off. The unit is also skidded.			
62	110.209	1	3 piece kit: outlet manifolds and 'Y' piece
63	110.212	1	Large bore link pipe
64	110.213	1	Skidded sports rear silencer
65	111.077	2	44-47 mm clamp
	111.078	2	52-55 mm clamp
	111.245	1	54.5 mm clamp



Suspension seal & washer kit
Includes items n° 28, 30, 43, 44, 45, 47 for 2 sides

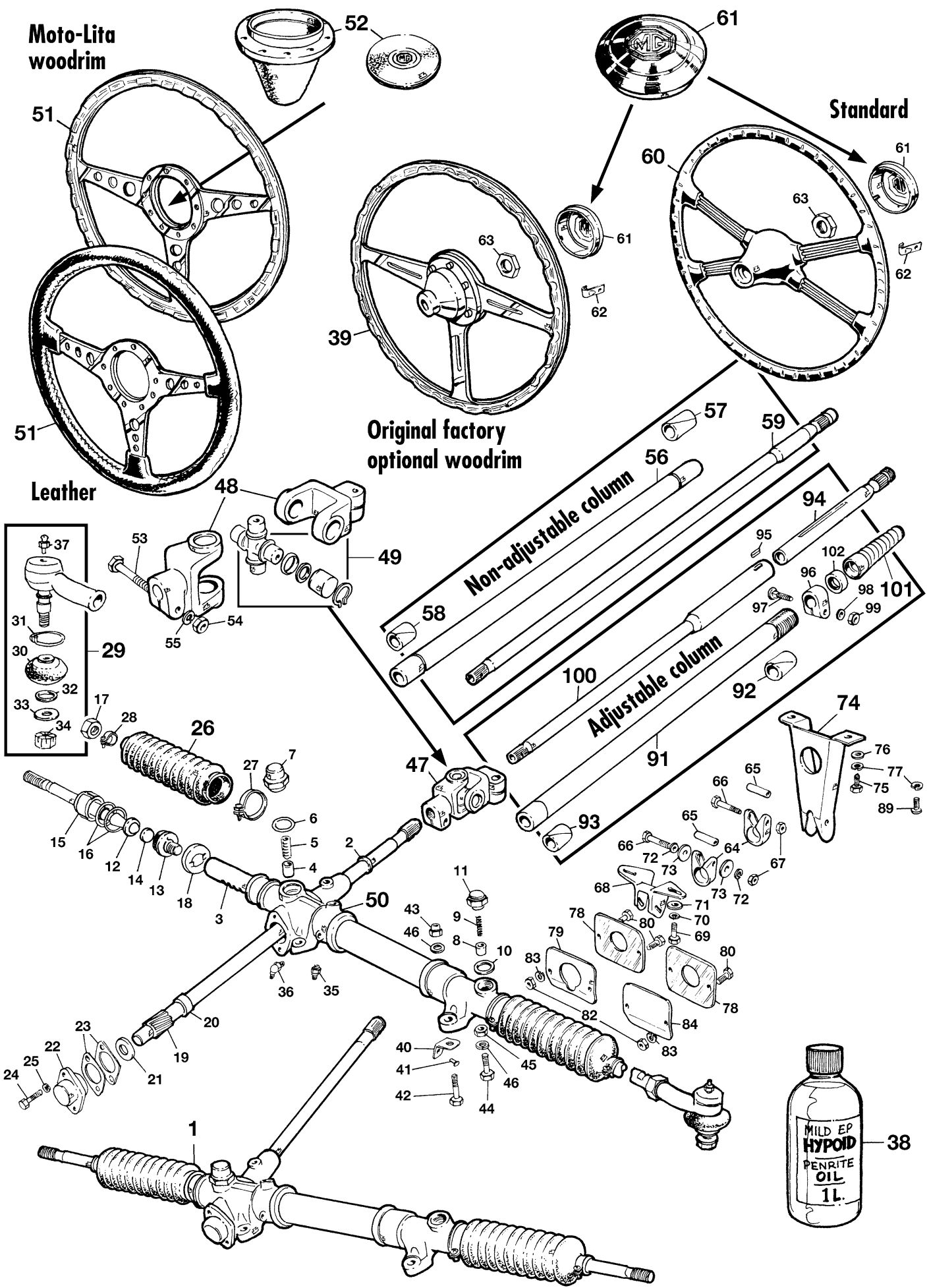
Suspension bolts, spacers, nuts & securing pins
Includes items n° 31, 32, 33, 34, 35, 40, 41, 42, 50 for 2 sides





ILL N°	PART N°	QTY	DESCRIPTION
1	042.022	2	FRONT SHOCK ABSORBER ASSEMBLY, REPLACEMENT TYPE. This new type has an air reservoir and it is necessary to replace the studs by the bolt kit below.
2	041.699	2	Bolting kit for replacement type shock absorber
3	185.138	2	UPRATED VALVE, for rally & competition use
4	042.378	2	FRONT SHOCK ABSORBER, rebuilt exchange only (4 month warranty only)
5	167.232	8	Studs, UNC/UNF, extra strong
6	164.006	8	Washer, spring
7	161.026	8	Nut, 3/8" UNF
8	042.142	1	SEAL & WASHER KIT, for 2 sides
9	042.380	1	BOLTING KIT, for 2 sides
10	330.001	1	1/2L. Shock absorber oil
11	041.037	2	BUMP STOP RUBBERS
12	041.038	2	Spacers
13	161.002	4	Nut
14	162.008	4	Bolt 5/16" UNF x 1.1/2"
15	162.033	2	Screw 5/16" UNF x 1/2"
16	164.002	6	Washer, spring
17	041.035	2	Spring location
18	162.303	4	Screw, location plate to chassis
19	164.012	4	Washer, spring
20	161.019	4	Nut
21	042.025	2	Pivot arm
22	041.029	8	Bolts, pivot arm to chassis
23	161.010	8	Nut, self locking
24	164.006	8	Washer, spring
25	042.067	2	FRONT SPRING, 1500 up to car n° 15151, Wire dia. 12.6 mm, free height 23.5 cm, 7.5 free coils. (use prior to 042.024)
	042.024	2	FRONT SPRING, from May '56, car n° 15152, Wire dia. 13.7 mm, free height 22.6 cm, 7.2 free coils
	042.381	2	FRONT SPRING, for rally use or Twin Cam. free height 23 cm, 480 Lbs./in
	042.068	2	FRONT SPRING, lowered, free height 21.9 cm, 480 lbs./in
26	042.020	2	Pan with extra hole for link fixing
27	042.021	2/4	Wishbone arm, rear or front if the anti-roll bar is not fitted.
28	041.030	8	Bush, improved type, made from hard rubber
	041.509	4	Pair polyurethane bushes with stainless steel inner distance tube
29	041.064	4	Bush, improved type as used on the MGB V8
30	041.031	4	Washer wishbone pivot
31	041.032	4	Slotted nut, 1/2" UNF
32	161.002	8	Nut
33	162.020	8	Screw
34	164.002	8	Washer, spring
35	041.121	1	Securing split pin kit (12 pieces)
36	041.004	1	LH UPPER SWIVEL
	041.005	1	RH UPPER SWIVEL
37	041.007	4	Plug
38	041.011	4	LUBRICATOR
39	041.006	4	Inner bush, fitted in swivel. To be pressed in & reamed to 19.05 mm or 0.750"
40	041.027	2	Bolt, top
41	041.028	4	Slotted nut, 1/2" UNF long
42	041.023	4	Distance tube
43	041.024	8	Washer, thrust (flat-steel)
44	041.025	8	Seal, dust
45	041.026	8	Support washer (cup)
46	164.011	4	Washer, spring
47	041.010	4	Seal, dust
48	042.005	1	LH SWIVEL PIN
	042.006	1	RH SWIVEL PIN
49	041.008	1	LH LOWER SWIVEL
	041.009	1	RH LOWER SWIVEL
50	041.033	2	Bolt, bottom
51	042.148	2	Bearings & Oil seal kit, one side
52	042.001	1	RH early 1500 knuckle to n° 54246 (A=1/2")
	042.002	1	LH early 1500 knuckle to n° 54246 (A=1/2")
	042.003	1	RH 1500 & 1600 knuckle from n° 54247 (A=5/8")
	042.004	1	LH 1500 & 1600 knuckle from n° 54247 (A=5/8")
53	042.007	1	RH arm (ATB4186) A = 1/2" UNF, drum brakes
	042.008	1	LH arm (ATB4187) A = 1/2" UNF, drum brakes

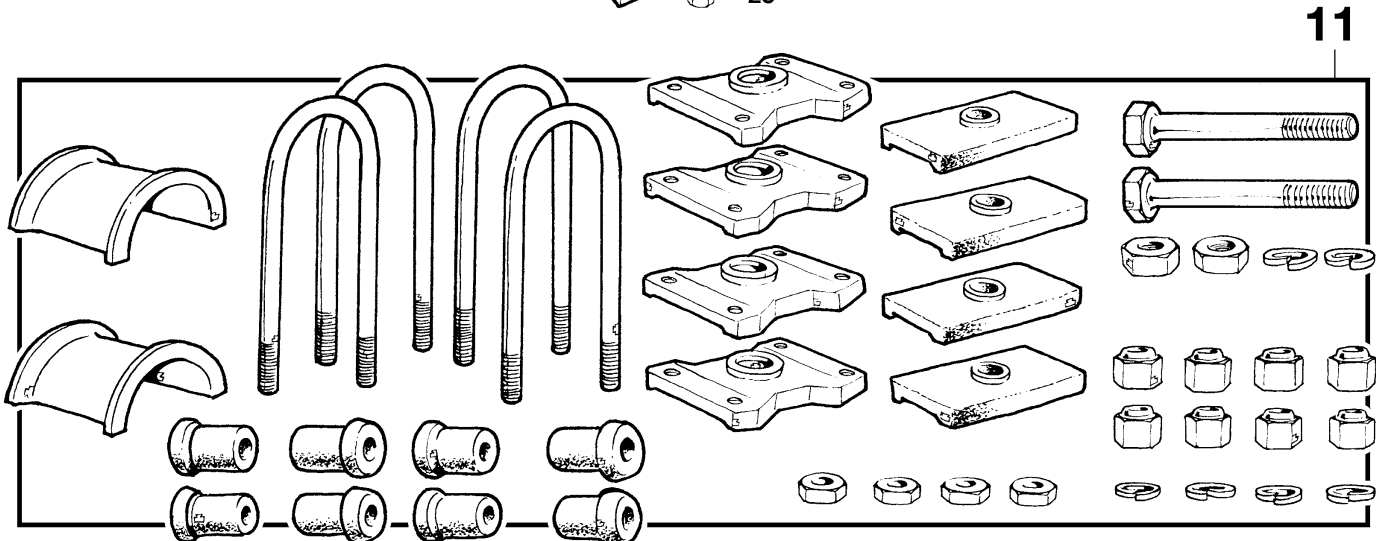
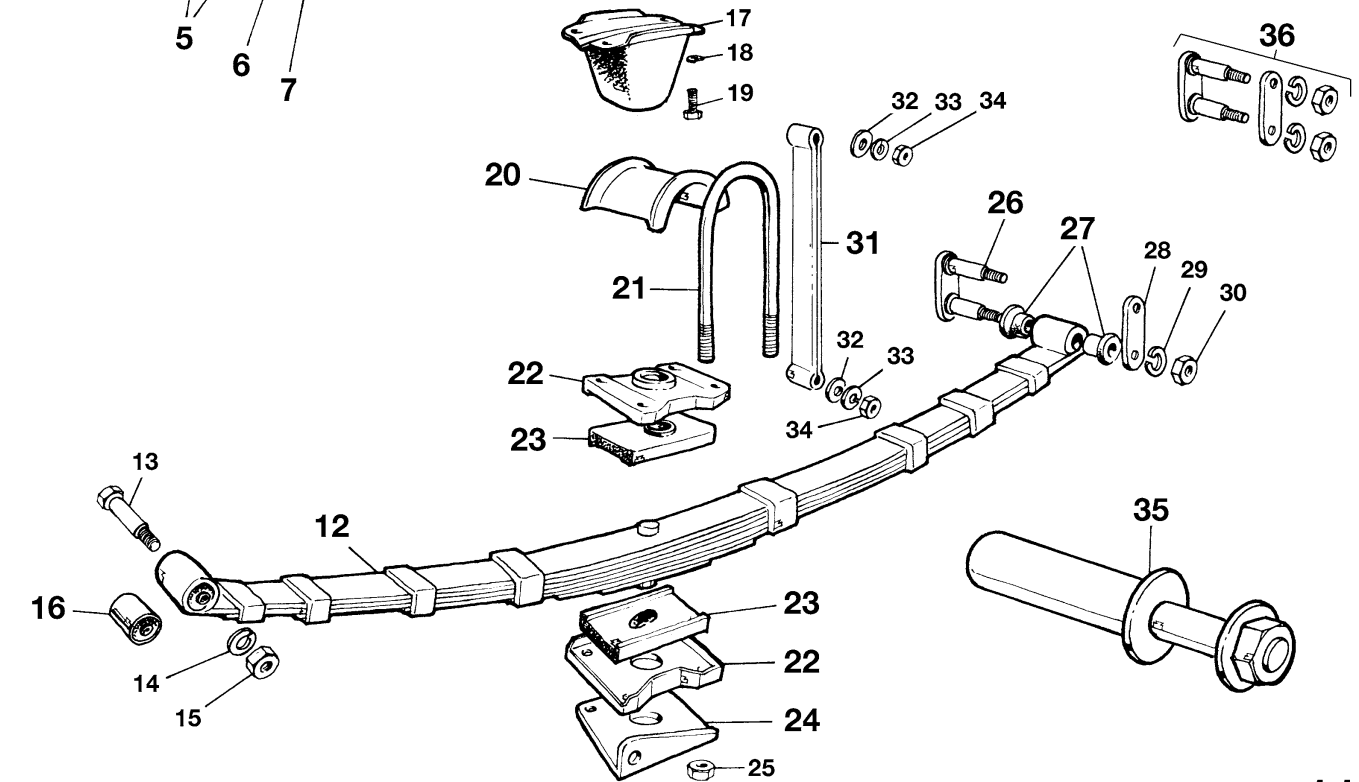
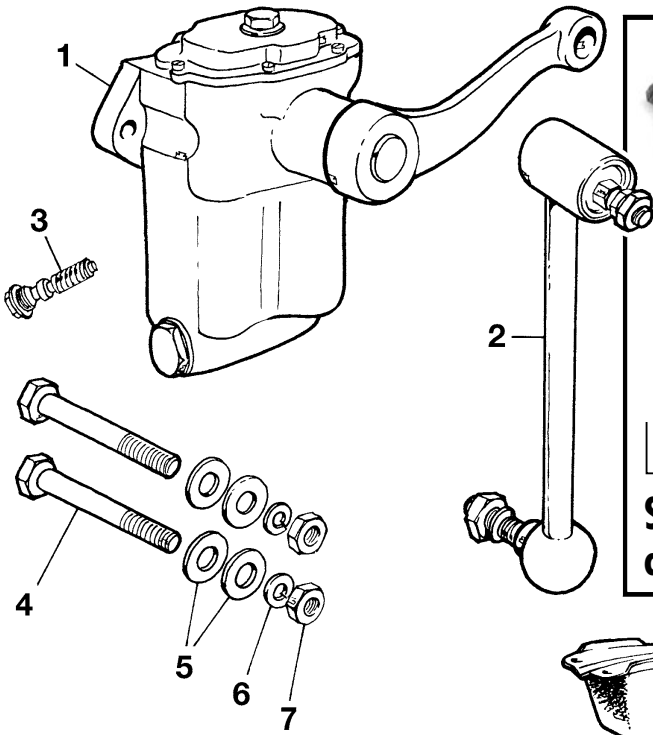
ILL N°	PART N°	QTY	DESCRIPTION
	042.009	1	RH arm (ATB4260) A = 5/8" UNF, drum brakes
	042.010	1	LH arm (ATB4261) A = 5/8" UNF, drum brakes
	042.011	1	RH arm (BTB102) A = 5/8" UNF, disc brakes
	042.012	1	LH arm (BTB103) A = 5/8" UNF, disc brakes
54	172.015	2	Key
55	163.004	2	Washer, plain 1/2" I.D.
	163.079	2	Washer, plain 5/8" I.D.
56	161.065	2	Nut, self locking 1/2" UNF
	161.150	2	Nut, self locking 5/8" UNF
57	042.361	1	RH adaptor for brake caliper, 1600 & 1622
	042.362	1	LH adaptor for brake caliper, 1600 & 1622
	054.861	1	Pair adaptor plates for MGB calipers
58	162.108	8	Bolt, adaptor fixing
59	164.006	8	Washer, spring
60	161.026	8	Nut
61	041.018	2	Washer, distance
62	041.013	2	OIL SEAL
63	041.014	2	BEARING, inner
64	041.015	2	Distance piece
65	041.016	2	BEARING, outer
66	041.001	2	Washer, plain
	174.017	2	Washer with internal projection
67	041.002	1	RH Nut, RH thread
	041.003	1	LH Nut, LH thread
68	041.017	2	Cap, grease retainer, Disc wheels
69	041.021	2	Cap, grease retainer, Wire wheels
70	200.266	1	Socket 1.1/8"
71	042.016	1	RH W/W HUB, when drum brakes are fitted
	042.017	1	LH W/W HUB, when drum brakes are fitted
72	041.019	12	stud
73	042.013	2	Hub, D/W, when drum brakes are fitted
74	032.051	8	Wheel stud, when disc wheels are fitted
75	161.018	8	Wheel nut, Disc wheels
76	042.018	1	RH HUB, W/W, when disc brakes are fitted
	042.019	1	LH HUB, W/W, when disc brakes are fitted
77	167.189	8	Stud, brake disc
78	162.108	8	Bolt, brake disc
79	161.003	8	Nut
80	164.006	8	Washer, spring
81	042.014	2	Hub, Brake disc, Disc wheels to C69504 Stud type to hold the brake disc
	042.015	2	Hub, Brake disc, Disc wheels from C69505. From now on bolts are used for Brake discs
83	042.382	1	KIT ANTI-ROLL BAR & fittings. improve road holding ability by using this original optional extra. (standard on late Deluxe and late Twin Cam) A small modification should be made at the front extension for cars before chassis n° 66573.
84	042.383	1	Bar, anti-roll 9/16" dia.
85	042.384	1	RH link
	042.385	1	LH link
86	042.049	1	RH front wishbone arm
	042.050	1	LH front wishbone arm
87	041.379	2	Clamp, anti-roll bar to front extension
88	041.380	2	Rubber bush
89	162.045	4	Screw
90	164.002	4	Washer, spring
91	161.002	4	Nut
92	162.104	2	Bolt
93	163.009	2	Washer, plain
94	161.044	2	Nut
95	041.062	2	Bush, pressed into roll bar ends
96	164.011	2	Washer, spring
97	161.045	2	Nut
98	330.040	1	400 g. "Penrite" graphite grease
99	186.034	1	Copper grease, specialy for wire wheel hubs & spinner and for high temperature.
100	042.348	1	Negative camber wishbone arm set





ILL N°	PART N°	QTY	DESCRIPTION
1	042.366	1	LHD STEERING RACK ASSEMBLY
	042.367	1	RHD STEERING RACK ASSEMBLY
2	043.025	1	Seal, pinion shaft
3	042.040	1	Rack, steering
4	043.024	1	Pad, rack damper
5	043.023	1	Spring, damper pad
6	043.192	A/R	Shim, .12 mm, pad housing
	043.022	A/R	Shim, .08 mm, pad housing
7	043.021	1	Housing, rack damper
8	043.017	1	Pad, secondary damper
9	043.016	1	Spring, secondary damper
10	043.018	1	Washer, housing
11	043.015	1	Housing, secondary damper
12	043.031	2	Rod, tie
13	043.036	2	Housing, male ball
14	043.035	2	Seat, ball
15	043.032	2	Housing, female ball
16	043.033	A/R	Shim, .08 mm, ball housing
	043.034	A/R	Shim, .13 mm, ball housing
17	161.023	2	Locknut, tie rod
18	043.037	2	Washer, lock tie
19	042.041	1	LHD PINION
	042.042	1	RHD PINION
20	043.038	1	Thrust washer, pinion upper
21	043.039	1	Thrust washer, pinion lower
22	043.203	1	Bearing, pinion tail
23	043.040	A/R	Shim, .13mm, tail bearing adi,
	043.041	A/R	Shim, .18mm, tail bearing adi.
24	162.005	2	Screw, bearing to rack housing
25	164.002	2	Washer, spring
26	043.030	2	SEAL-GAITER, rack to tie rod
27	172.047	2	CLIP, large
28	172.048	2	CLIP, small
29	043.028	2	SOCKET ASSEMBLY
30	043.029	2	Rubber, boot
31	172.124	2	Clip, boot, large
32	043.125	2	Clip, boot, small
33	163.009	2	Washer, ball socket
34	161.043	2	Nut, castle
	161.079	2	Nut, self locking
35	043.020	1	LHD Lubricator, pinion, straight
	041.381	1	RHD Lubricator, pinion, 45°
36	041.381	1	Lubricator, rack, 45°
37	041.011	2	Lubricator, socket, 90°
38	300.116	1	1 l., Mild EP HYPOID "Penrite" oil Capacity steering rack = 0.28L.
39	185.106	1	ORIGINAL OPTION - Riveted woodrim wheel with polished alloy spokes. This greater rim thickness will not break as easy as the standard wheel and will provide you with a better handgrip.
40	043.019	A/R	Shim, steering rack to chassis
41	167.037	1	Rivet
42	162.577	2	Bolt, rack to chassis, front side
43	161.012	2	Nut, self locking
44	162.020	2	Screw, rack to chassis, rear side
45	161.002	2	Nut
46	164.002	4	Washer, spring
47	043.061	1	Joint assembly
48	043.027	2	End piece from joint
49	043.026	1	JOURNAL ASSEMBLY, JOINT REPAIR

ILL N°	PART N°	QTY	DESCRIPTION
50	042.386	1	LHD Housing only!
	042.387	1	RHD Housing only!
51	185.026	1	MOTO-LITA, flat woodrim 35.5cm
	185.027	1	MOTO-LITA, flat woodrim 38 cm
	185.156	1	MOTO-LITA, flat leather rim 35.5cm
	185.157	1	MOTO-LITA, flat leather rim 38 cm
52	185.083	1	BOSS with centre cap
	185.158	1	Centre cap only!
53	162.081	2	Bolt
54	161.002	2	Nut
55	164.002	2	Washer, spring
56	134.165	1	Outer tube, for non-adjustable
57	043.193	1	Top bush, for non-adjustable
58	043.008	1	Bottom bush, for non-adjustable
59	134.166	1	Inner tube, for non-adjustable
60	042.037	1	STEERING WHEEL, standard
61	043.001	1	CENTRE PIECE
62	172.016	4	CLIP
63	161.022	1	NUT, steering wheel
64	043.010	2	Clamp, steering column
65	043.009	2	Distance piece
66	162.041	2	Bolt
67	161.002	2	Nut
68	043.011	1	Bracket, lower
69	162.005	2	Screw, bracket to frame
70	164.002	2	Washer, spring
71	163.008	2	Washer, plain
72	164.002	2	Washer, spring
73	163.008	2	Washer, plain
74	043.006	1	Bracket, steering column, upper
75	162.045	2	Screw, bracket to body rail
76	163.008	2	Washer, plain
77	164.002	4	Washer, spring
78	043.012	2	SEAL, column rubber
79	043.013	1	Seal retainer
80	162.005	1	Screw, retainer to dash
	162.045	3	Screw, retainer to dash
82	161.002	4	Nut
83	164.002	4	Washer, spring
84	043.014	1	Plate, blanking
89	162.576	2	Screw, for blanking the opposit holes of the column bracket fixing.
91	042.039	1	Outer tube, adjustable
	134.167	1	LHD Outer tube, adjustable for lock fitting
	134.168	1	RHD Outer tube, adjustable for lock fitting
92	043.007	1	BUSH TOP END, felt
93	043.008	1	BUSH bottom end, felt
94	043.002	1	Sliding piece
95	172.017	1	Key for sliding piece
96	043.005	1	Collar, clamping
97	162.040	1	Bolt, chrome plated
98	163.053	1	Washer, chrome plated
99	161.015	1	Nut, chrome plated
100	042.038	1	Inner tube, adjustable
	134.169	1	LHD Inner tube, adjustable for lock fitting
	134.170	1	RHD Inner tube, adjustable for lock fitting
101	043.003	1	COVER SPRING
102	043.004	1	Cup for spring





THE MGA TWIN CAM

We stock the most important Twin Cam parts.

Please use the original part numbers to identify the parts needed.

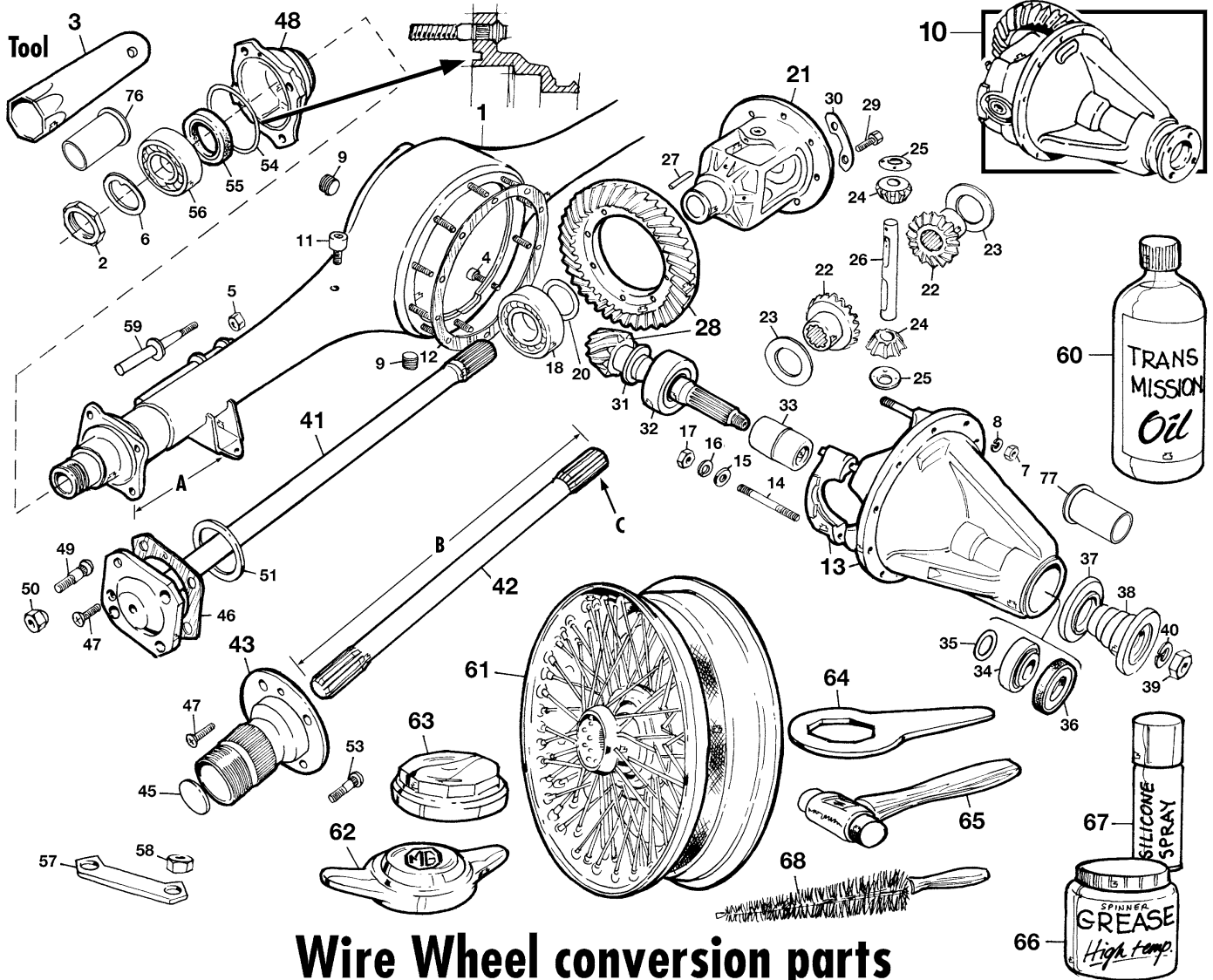
Our handy part number conversion tool on our website will be very helpful: www.angloparts.com.

You can use the following parts catalogues to find the right parts.

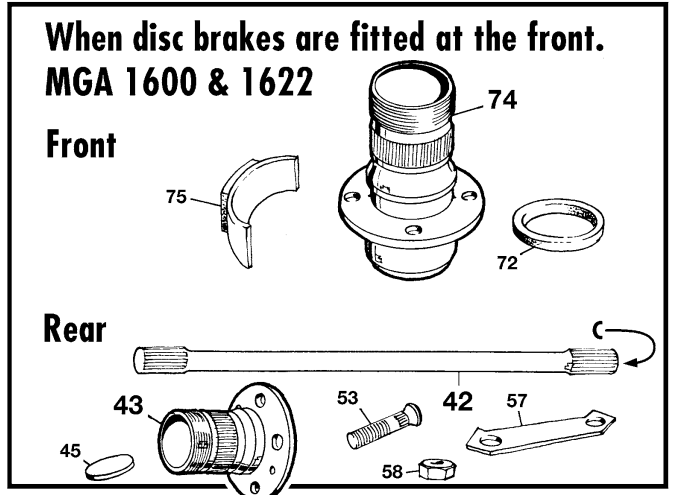
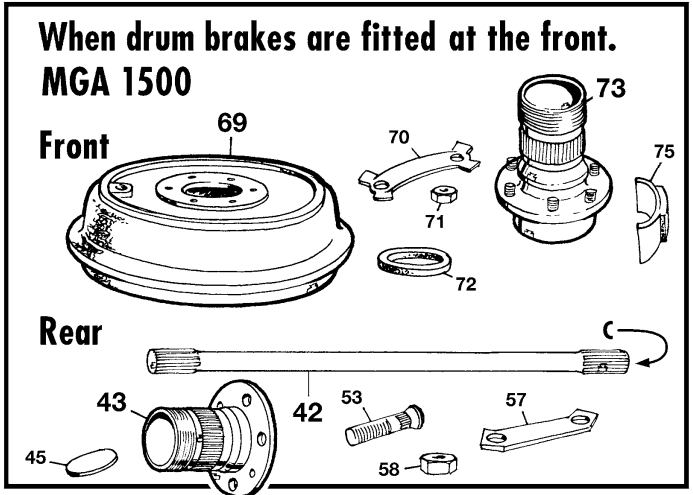
Part n°	Description
190.155	Factory parts catalogue
190.020	Factory workshop manual
190.021	Haynes workshop manual, also specifying Twin Cam

ILL N°	PART N°	QTY	DESCRIPTION
1	042.026	1	RH SHOCK ABSORBER
	042.027	1	LH SHOCK ABSORBER
2	042.028	2	LINK ASSEMBLY
3	185.139	2	Uprated valve
4	162.036	4	Bolt, through chassis
5	163.009	8	Washer, plain
6	164.021	4	Washer, spring
7	161.032	4	Nut
8	042.640	1	CONVERSION BRACKET KIT.
9	042.390	2	Spax adjustable shock absorber
10	042.295	2	Koni adjustable shock absorber
11	041.148	1	COMPLETE MOUNTING KIT FOR 2 SPRINGS
12	042.031	2	REAR SPRING ASSEMBLY, included front bush
13	162.606	2	Bolt, front side
14	164.021	2	Washer, spring
15	161.032	2	Nut
16	041.048	2	Bush, already supplied with spring assembly
17	041.039	2	BUMP STOP BUFFER
18	164.002	4	Washer, spring
19	162.005	4	Screw
20	041.041	2	Top plates

ILL N°	PART N°	QTY	DESCRIPTION
21	041.040	4	U Bolt
22	041.046	4	Plate, spring locating
23	041.047	4	PAD, IMPROVED TYPE, made from hard rubber
	041.515	4	Spring pad, polyurethane
24	041.049	1	LH Bracket, link or shock fixing
	041.050	1	RH Bracket, link or shock fixing
25	161.026	16	Nut
	161.025	8	Nut, self locking, alternative for above
26	041.043	2	Shackle
27	041.044	8	BUSH, rear end, IMPROVED TYPE, hard rubber
	041.514	8	Bush, rear end, Polyurethane
28	041.045	2	Plate, shackle closing
29	164.006	4	Washer, spring
30	161.026	4	Nut
31	041.042	2	STRAP
32	163.014	4	Washer, plain
33	164.006	4	Washer, spring
34	161.026	4	Nut
35	032.196	2	Shaft for axle repair
36	041.696	2	Shackle assembly



Wire Wheel conversion parts



Economical wire wheel conversion system "Bolt-on"

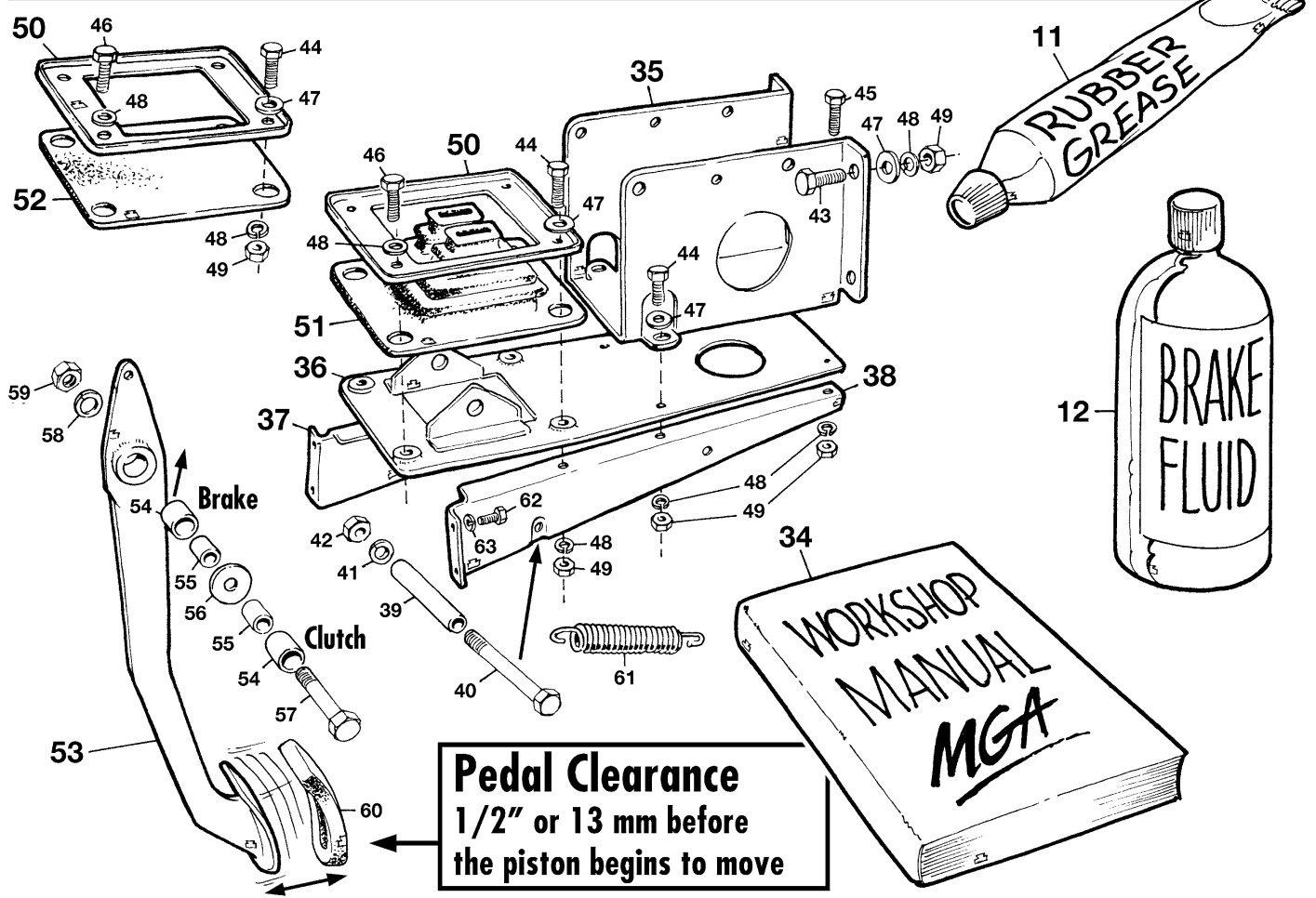
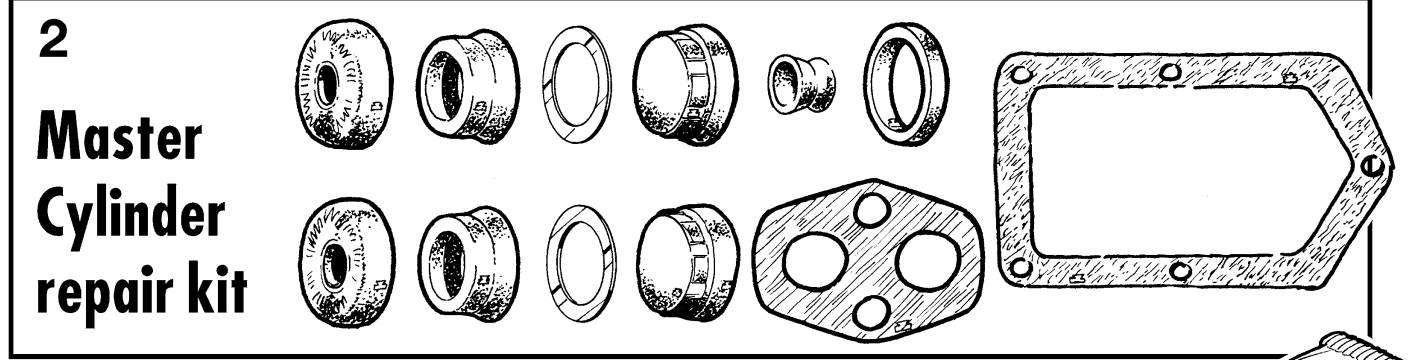
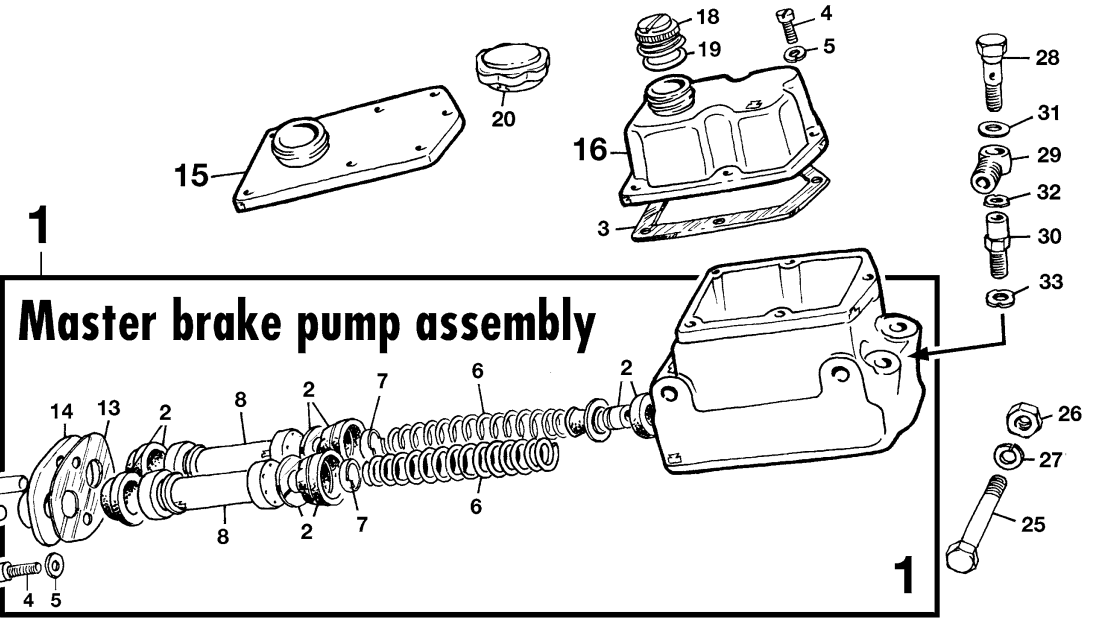
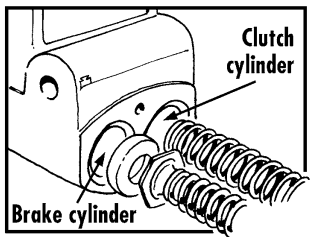
Reliable and simple. See wheel fittings later on in this catalogue.

Rear axle - wire wheel conversion



ILL N°	PART N°	QTY	DESCRIPTION
1	030.002	1	Axle case, disc wheels (A= 8,6 cm)
	030.003	1	Axle case, wire wheels original equipment (A= 6,5 cm)
2	032.040	1	RH SIDE, RH Thread, retaining nut
	032.041	1	LH SIDE, LH Thread, retaining nut
3	200.654	1	Tool, special octagon spanner
4	167.018	10	Stud
5	161.026	2	Nut rebound strap
6	032.042	2	LOCK WASHER, retaining nut
7	161.002	10	Nut
8	164.002	10	Washer, spring
9	162.034	2	Plug
10	032.277	1	Differential assembly 10/43 - (C=10 splines)
	032.278	1	Differential assembly 9/41 - (C=10 splines)
	032.279	1	Differential assembly 10/43 - (C=25 splines)
	032.280	1	Differential assembly 9/41 - (C=25 splines)
	032.281	1	Differential assembly 10/41 - (C=25 splines)
11	023.017	1	Breather
12	031.001	1	GASKET
13	030.004	1	Carrier assembly, empty!
14	167.019	4	Stud, crownwheel bearing cap
15	163.006	4	Washer, plain
16	164.021	4	Washer, spring
17	161.032	4	Nut 7/161, UNF
18	031.002	2	Bearing,crownwheel
20	032.009	A/R	Shim, bearing packing 0.05 mm
	032.010	A/R	Shim, bearing packing 0.07 mm
	032.011	A/R	Shim, bearing packing 0. 1 0 mm
	032.012	A/R	Shim, bearing packing 0. 1 5 mm
	032.065	A/R	Shim, bearing packing 0.25 mm
21	030.005	1	Differential cage
22	032.001	2	Differential wheel with 10 splines (C)
	032.003	2	Differential wheel with 25 splines (C)
	032.002	2	Differential wheel with 26 splines (C)
23	032.008	2	THRUST WASHER, FIBRE
24	032.004	2	Differential pinion
25	032.007	2	THRUST WASHER, COPPER
26	032.005	1	Shaft, pinion
27	032.006	1	Peg, pinion
28	032.014	1	Crownwheel & pinion, 10/41 4.1 :1
	032.013	1	Crownwheel & pinion, 10/43 4.3 :1
	032.015	1	Crownwheel & pinion, 9/41 4.55:1
	032.282	1	Crownwheel & pinion, 8/39 4.875:1
	032.066	1	Crownwheel & pinion, for high speed 11/43 3.9:1
29	032.016	8	Bolt, crownwheel to cage
30	174.006	4	Plate, locking
31	032.020	A/R	Thrust washer, pinion, 3.20 mm
	032.021	A/R	Thrust washer, pinion, 3.15 mm
	032.022	A/R	Thrust washer, pinion, 3.1 0 mm
	032.023	A/R	Thrust washer, pinion, 3.05 mm
	032.024	A/R	Thrust washer, pinion, 3.00 mm
	032.025	A/R	Thrust washer, pinion, 2.95 mm
	032.026	A/R	Thrust washer, pinion, 2.90 mm
	032.027	A/R	Thrust washer, pinion, 2.85 mm
	32	031.003	1
33	032.019	1	Spacer, bearing
34	031.017	1	BEARING, PINION-outer part
	031.018	1	BEARING, PINION-inner part
35	032.028	A/R	Shim, outer bearing 0.102 mm
	032.029	A/R	Shim, outer bearing 0.152 mm
	032.030	A/R	Shim, outer bearing 0.203 mm
	032.031	A/R	Shim, outer bearing 0.254 mm
	032.032	A/R	Shim, outer bearing 0.304 mm
	032.033	A/R	Shim, outer bearing 0.508 mm
	032.034	A/R	Shim, outer bearing 0.762 mm
36	031.005	1	OIL SEAL, front side
37	031.006	1	Dust cover, oil seal
38	032.035	1	Flange
39	161.014	1	Nut, flange locking. Tighten to a regarding of 19.34 Kg.m.
40	164.010	1	Washer, spring

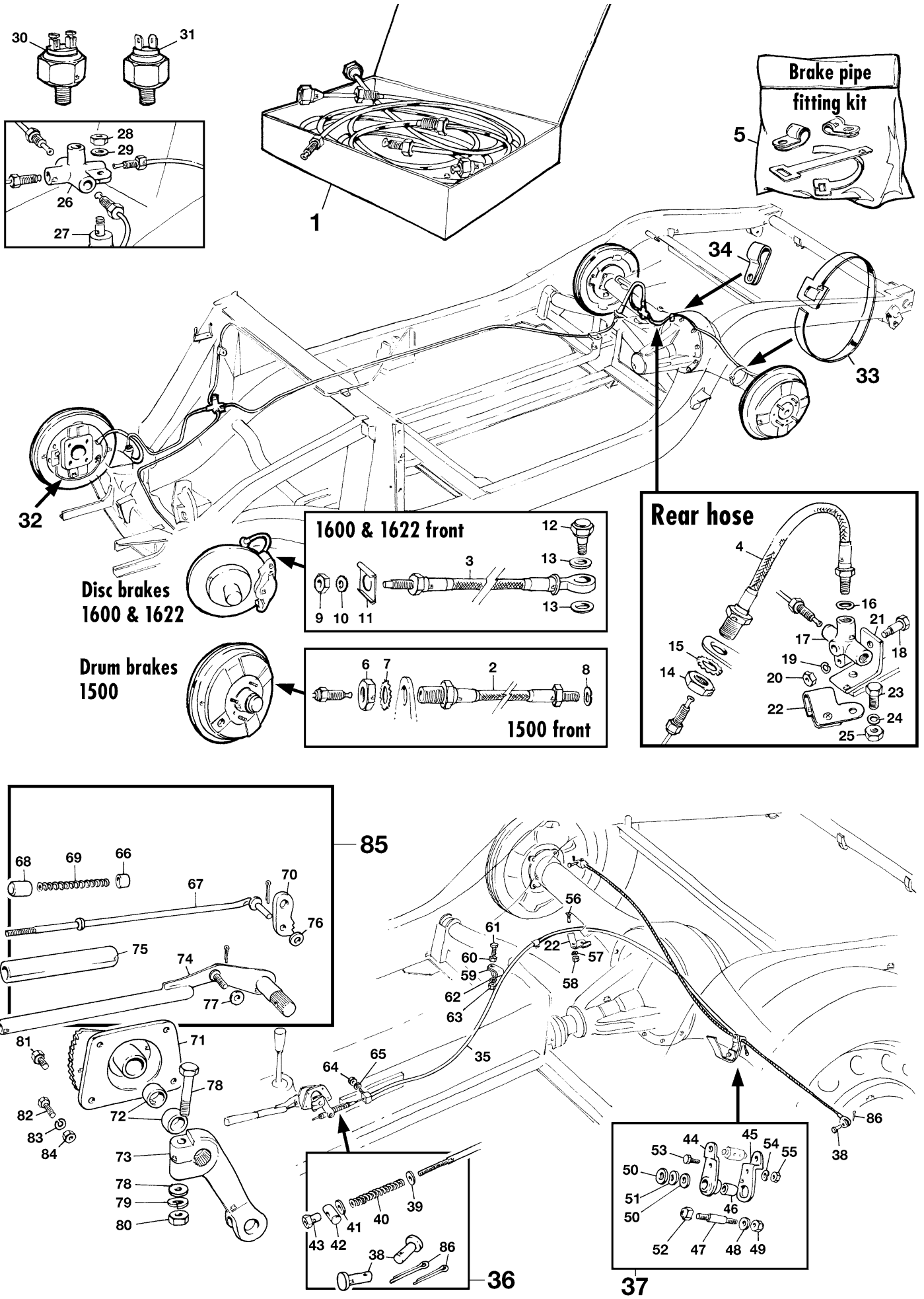
ILL N°	PART N°	QTY	DESCRIPTION
41	030.006	2	Half shaft, Disc wheels, 1 0 splines
	030.007	2	Half shaft, Disc wheels, 25 splines
42	030.008	2	Half shaft, Disc wheels, 26 splines
	134.051	2	CONVERSION SHAFT, Wire wheels when 'A'= 8.6 cm, 'C'= 10, 'B'= 69cm with 10 SPLINES at dig. side
43	134.052	2	CONVERSION SHAFT, Wire wheels when 'A'= 8.6 cm, 'C'=25, 'B'= 69cm with 25 SPLINES of dig. side
	134.093	2	CONVERSION SHAFT, Wire wheels when 'A'= 8.6 cm, 'C'=26, 'B'= 69cm with 26 SPLINES at dig. side
44	030.011	2	Half shaft, Wire wheels fitted from original. 'B'= 67cm, 'A'= 6.5 cm 'C'= 10 splines
	030.013	2	Half shaft, Wire wheels fitted from original. 'B'= 67cm, 'A'= 6.5 cm 'C'= 25 splines
45	030.012	2	Half shaft, Wire wheels fitted from original. 'B'= 67cm, 'A'= 6.5 cm 'C'= 26 splines
	032.047	1	RH HUB, wire wheel type
46	032.048	1	LH HUB, wire wheel type
47	032.049	2	Plug, to put into hub after the shaft is fitted
48	031.007	2	GASKET
49	162.058	2	Screw
50	032.283	2	Bearing carrier, Disc wheels without 'D' groove
	032.036	2	Bearing carrier, Disc wheels, with 'D' groove
51	032.050	2	Bearing carrier, Wire wheels, without 'D' groove
	032.284	2	Bearing carrier, Wire wheels, with 'D' groove
52	032.037	8	Wheel stud, when disc wheels are fitted, 7/16"
53	161.018	8	Wheel nut for disc wheels only
54	032.039	2	Spacer for disc wheels on] 1
55	032.051	8	Stud when wire wheels are fitted
56	032.063	2	'O' RING OIL SEAL, when 'D' has a groove !
57	031.008	2	OIL SEAL
58	031.009	2	BEARING, hub side
59	052.034	4	LOCK TAP plate, when wire wheels are fitted
60	161.032	8	Nut, rear drum, only when wire wheels are fitted
61	032.196	2	Repair shaft
62	300.113	2	1L. Penrite transmission oil - capacity is 1.28 L.
	046.005	5	Chrome Wire Wheel, 60 spokes, 15"x4.5"
	046.004	5	Painted Wire Wheel, 60 spokes, 15"x4.5"
	046.003	5	Chrome Wire Wheel, 48 spokes, 15"x4"
	046.002	5	Painted Wire Wheel, 48 spokes, 15"x4"
63	046.048	5	Chrome Wire Wheel, 72 spokes, 15"x5"
	046.047	5	Painted Wire Wheel, 72 spokes, 15"x5"
	042.073	2	RH spinner with "MG" logo, two eared
	042.074	2	LH spinner with "MG" logo, two eared
	042.069	2	RH spinner, two eared
64	042.070	2	LH spinner, two eared
	042.344	2	RH spinner with "MG" logo, octagonal
65	042.345	2	LH spinnerwith "MG" logo, octagonal
	042.077	2	RH spinner, octagonal
66	042.078	2	LH spinner, octagonal
	133.141	1	Spanner for octagonal spinners
67	042.097	1	Hammer, copper-hide (1.15kgr)
68	186.034	1	Copper grease, high temp.
69	187.012	1	Silicone spray, to protect chrome work
70	185.050	1	Cleaning brush
71	186.055	1	5L. Bio-degradable detergent.
72	050.001	2	MGA 1500 Brake drum, for wire wheels only
73	052.033	6	lock plate
74	161.009	12	Nuts
75	041.013	2	Oil seal, front hub
76	042.016	1	RH FRONT HUB, when drum broke at front
	042.017	1	LH FRONT HUB, when drum broke at front
77	042.018	1	RH FRONT HUB, when disc brake at front
	042.019	1	LH FRONT HUB, when disc brake at front
78	041.021	2	Grease cap
79	033.137	2	Sleeve to compensate damaged surface at oil seal area
80	033.138	1	Sleeve to compensate damaged surface at pinion oil seal.
81	042.413	2	RH conversion hub, 12 tpi
	042.414	2	LH conversion hub, 12 tpi
82	161.123	16	Special nut, double cone
	042.204	2	Spacer for front (when disc brakes are fitted)





ILL N°	PART N°	QTY	DESCRIPTION
1	053.001	1	MASTER BRAKE PUMP ASSEMBLY
2	052.001	1	REPAIR KIT included all rubbers and gaskets
3	052.008	1	Gasket, top cover
4	162.571	7	Screw
5	164.007	7	Washer, shakeproof
6	052.298	2	Spring
7	052.299	2	Retainer for spring
8	052.300	2	Piston
9	172.008	2	Pin, clevis
10	172.130	2	Split pin
11	052.117	1	RUBBER GREASE, for use on rubber components, in or near brake fluid. USE NO OTHER GREASE!
12	053.039	A/R	High quality brake fluid, 1L.
	053.018	A/R	Silicone brake fluid, 1L.
	053.019	A/R	Silicone brake fluid, 1/2 L.
13	052.289	1	Gasket, front plate
14	052.296	1	Plate, front
15	052.007	1	1500, Flat cover
16	052.301	1	1600 & 1622, Raised cover
18	052.295	1	Filler cap, metal
19	052.006	1	Seal, filler cap
20	052.005	1	Filler cap, plastic
22	052.014	2	Push rod, adjustable
23	161.008	2	Flat nut
24	052.013	2	Fork ends
25	162.477	2	Bolt, master brake pump through
26	161.026	2	Nut, 3/8" UNF
27	164.006	2	Washer, spring
28	052.002	1	Banjo bolt
29	052.003	1	Banjo for clutch pipe
30	052.004	1	Adaptor, clutch side only
31	168.013	1	Washer, copper
32	168.010	1	Washer, copper
33	168.014	1	Washer, copper
34	190.022	1	Workshop manual, original version

ILL N°	PART N°	QTY	DESCRIPTION
35	133.725	1	Box, master pump mounting
36	133.726	1	Base plate, pump mounting
37	133.727	1	Bracket, RH support
38	133.728	1	Bracket, LH support
39	133.625	1	Tube, distance
40	162.570	1	Bolt, bracket connection
41	164.012	1	Washer, spring
42	161.019	1	Nut
43	162.045	4	Screw, 5/16" UNF x 5/8"
44	162.005	10	Screw, 5/16" UNF x 3/4"
45	162.022	2	Screw, 5/16" UNF x 7/8"
46	162.020	4	Screw, 5/16" UNF x 1
47	163.008	10	Washer, plain
48	164.002	20	Washer, spring
49	161.002	12	Nut
50	052.011	2	RETAINING PLATE for boot & blanking rubber
51	052.012	1	BOOT PEDAL DUST EXCLUDER
52	052.010	1	BLANKING RUBBER
53	054.001	1	Brake pedal LHD
	054.002	1	Brake pedal RHD
	027.003	1	Clutch pedal LHD
	027.004	1	Clutch pedal RHD
54	027.002	2	REPLACEMENT BUSH, BRONZE
55	027.145	2	DISTANCE TUBE, METAL
56	163.085	1	Distance washer
57	162.218	1	Bolt through pedals
58	164.006	1	Washer, spring
59	161.026	1	Nut
60	027.001	2	PEDAL PAD
61	171.003	2	SPRING, PEDAL RETURN
62	162.045	4	Screw
63	164.002	4	Washer, spring
64	173.173	2	Improved clip, clevis pin locking
65	053.176	1	Vizibleed bleeder. Easy brake and clutch bleeding
66	200.746	1	Eezi bleed. Bleeding brakes and clutch is easy and without pedal pumping. Uses tyre pressure to bleed brakes.



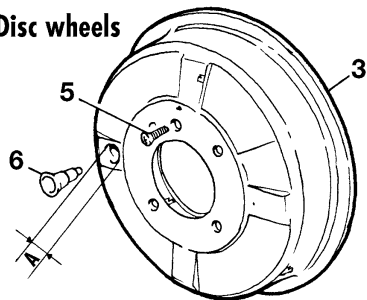


ILL N°	PART N°	QTY	DESCRIPTION
1	054.164	1	BRAKE PIPE SET 1500 LHD (will suit BSF and UNF)
	054.165	1	BRAKE PIPE SET 1600 & 1622 LHD
	054.166	1	BRAKE PIPE SET TWIN CAM or DELUXE LHD
	054.167	1	Brake pipe set 1500 RHD
	054.168	1	Brake pipe set 1600 & 1622 RHD
	054.169	1	Brake pipe set Twin Cam or Deluxe RHD
2	054.015	2	FRONT BRAKE HOSE, when drum brakes are fitted
3	054.016	2	FRONT BRAKE HOSE, when disc brakes are fitted
	054.136	2	Front brake hose, Twin Cam or Deluxe
4	054.015	1	REAR BRAKE HOSE, 1500, 1600 & 1622
	054.137	1	Rear brake hose, Twin Cam
5	054.170	1	BRAKE PIPE FITTING KIT, included are all clips, screws, washers and spring washers to fit all brake pipes to the chassis and rear axle.
6	161.013	2	Locknut for 1500
7	164.008	2	Washer, star lock
8	168.014	2	Washer, Copper
9	161.009	2	Locknut for 1600 & 1622
10	164.032	2	Washer, star lock
11	172.074	2	Lock plate
12	052.015	2	Banjo bolt
13	168.010	2	Top side washer, brass
	168.014	2	Bottom side washer, brass
14	161.013	1	Lock nut, rear hose
15	164.008	1	Washer, star lock
16	168.014	1	Washer, Copper
17	052.304	1	3 Way piece, early 1500 with BSF-BSF-UNF
	052.016	1	3 Way piece, all MGA's from (CJ)/W 27989 and (CJ)/W 28540
18	162.065	1	Screw, 3 way to bracket
19	164.012	1	Washer, spring
20	161.019	1	Nut
21	054.171	1	Bracket, 3 way fixing
22	054.040	1	Clip, handbrake cable to 3 way
23	162.005	1	Screw, bracket to axle
24	164.002	1	Washer, spring
25	161.002	1	Nut
26	052.017	1	5 Way piece
27	167.120	1	Stud UNF/UNF 1/4" x 1.3/8"
	162.127	1	Alternative for stud, screw 1/4" x 1.1/2"
28	161.019	1	Nut
29	164.012	1	Washer, spring
30	083.293	1	Broke light switch, screw type
31	084.004	1	Brake light switch, push-on type
32	054.008	2	Brake pipe, between front cylinders, also included in the 1500 brake pipe set
33	172.071	1	Axle strap
34	172.055	1	Clip, brake pipe to differential stud
35	054.032	1	HANDBRAKE CABLE, wire wheel rear axle
	054.033	1	HANDBRAKE CABLE, disc wheel rear axle
	054.034	1	Handbrake cable, twin Cam or Deluxe
36	054.132	1	KIT, handbrake cable adjusting
37	054.133	1	KIT, lever assembly

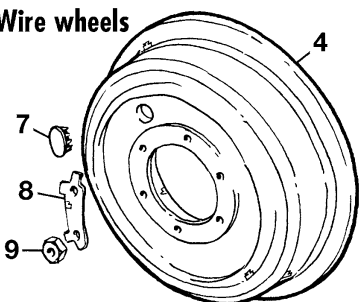
ILL N°	PART N°	QTY	DESCRIPTION
38	172.611	2	Clevis pin
39	163.010	1	Washer, plain
40	054.038	1	Spring
41	163.011	1	Washer, plain
42	054.036	1	Trunion cable
43	054.037	1	Adjusting nut
44	054.029	1	Lever, inner
45	054.030	1	Lever, outer
46	054.031	1	Bush
47	054.028	1	Fulcrum pin
48	163.008	1	Washer, plain
49	161.021	1	Nut, self locking
50	163.009	2	Washer, plain
51	164.014	1	Washer, anti rattle
52	161.010	1	Nut, self locking
53	162.029	1	Screw
54	164.012	1	Washer, spring
55	161.019	1	Nut
56	162.060	1	Screw, pan pozi head
57	164.015	1	Washer, spring
58	161.024	1	Nut
59	172.019	1	Clip, cable to battery box
60	054.041	1	Spacer, distance tube
61	162.047	1	Screw, pan pozi head
62	164.015	1	Washer, spring
63	161.024	1	Nut
64	161.002	1	Nut
65	164.002	1	Washer, spring
66	054.020	1	Bush
67	054.021	1	Rod assembly
68	054.022	1	Knob
69	054.023	1	Spring
70	054.024	1	Pawl
71	054.025	1	Fulcrum and ratchet
72	054.026	2	Bush
73	054.027	1	lever
74	054.172	1	Handbrake lever, chrome plated
75	054.173	1	Handgrip, black plastic
76	163.007	1	Washer, plain
77	163.001	1	Washer, plain
78	162.030	1	Bolt
79	164.002	1	Washer, spring
80	161.002	1	Nut
81	162.033	5	Screw
82	162.045	3	Screw
83	164.002	8	Washer, spring
84	161.002	8	Nut
85	054.174	1	Complete rebuilt handbrake lever, incl. new spring, handgrip, re-chromed handbrake lever etc. (excl. Lever, ill. n° 73)
86	172.130	2	Pin, clevis



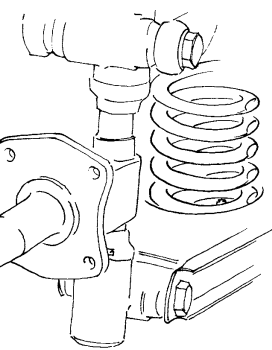
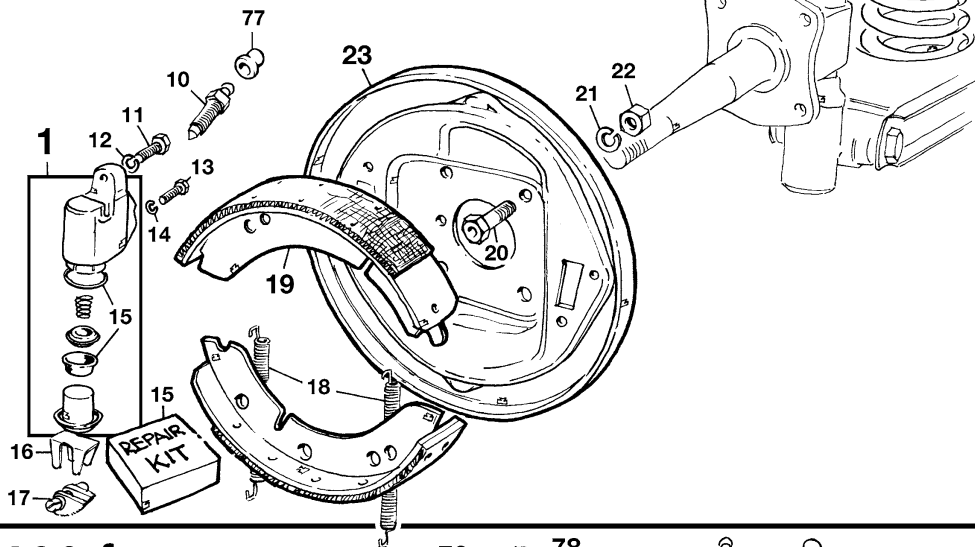
Disc wheels



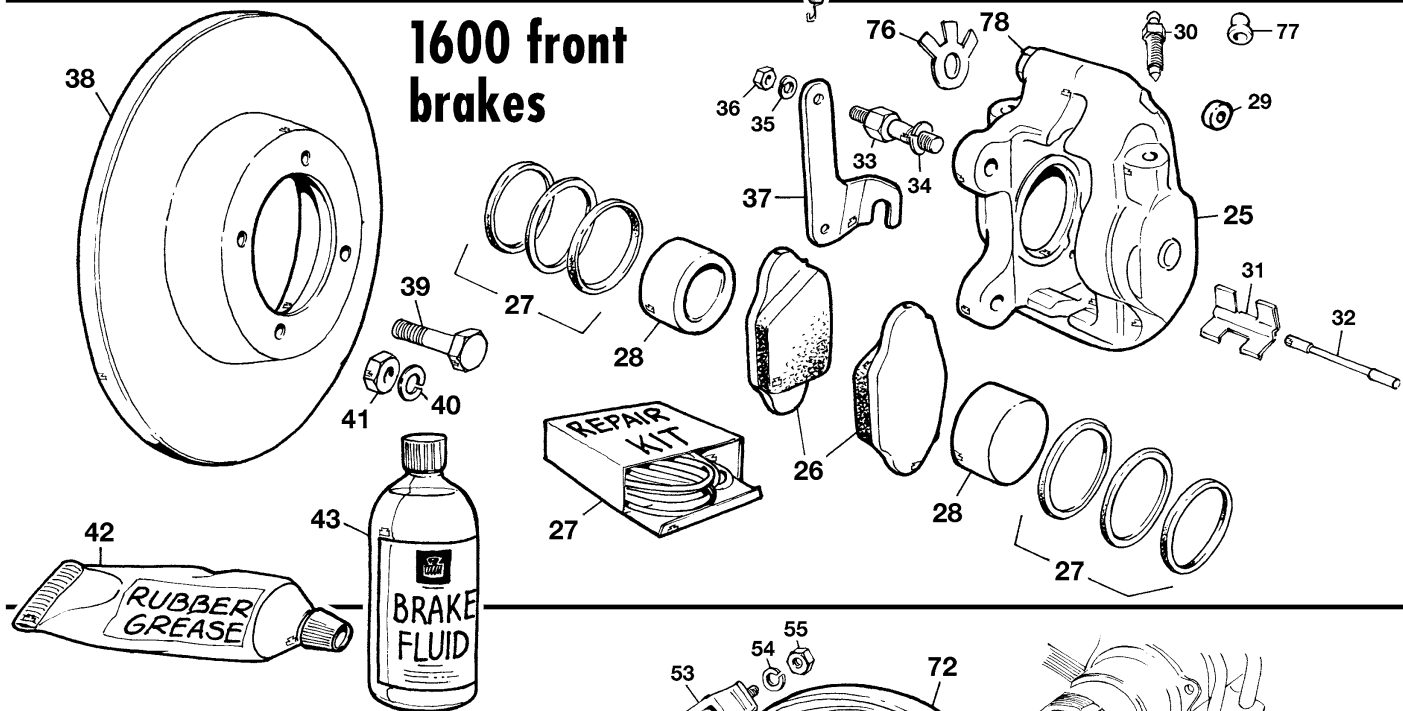
Wire wheels



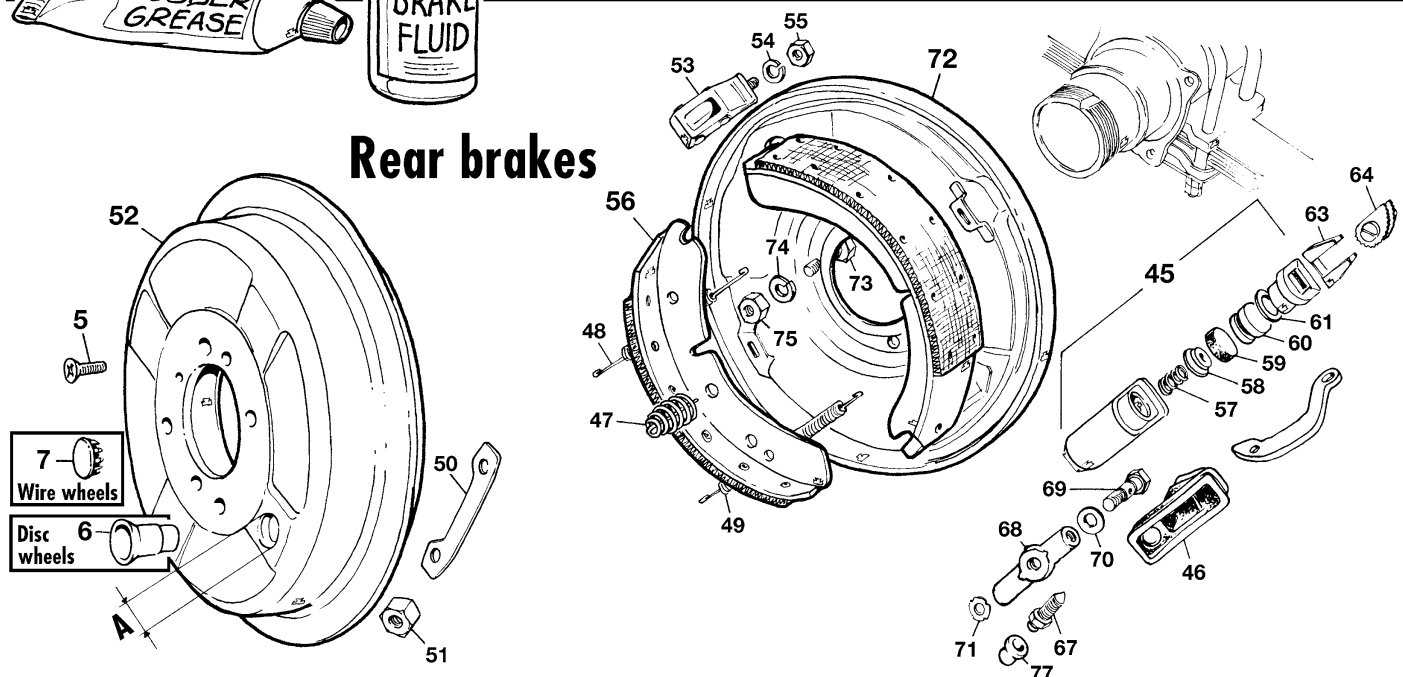
1500 front brakes




1600 front brakes



Rear brakes



7 - Wire wheels
6 - Disc wheels

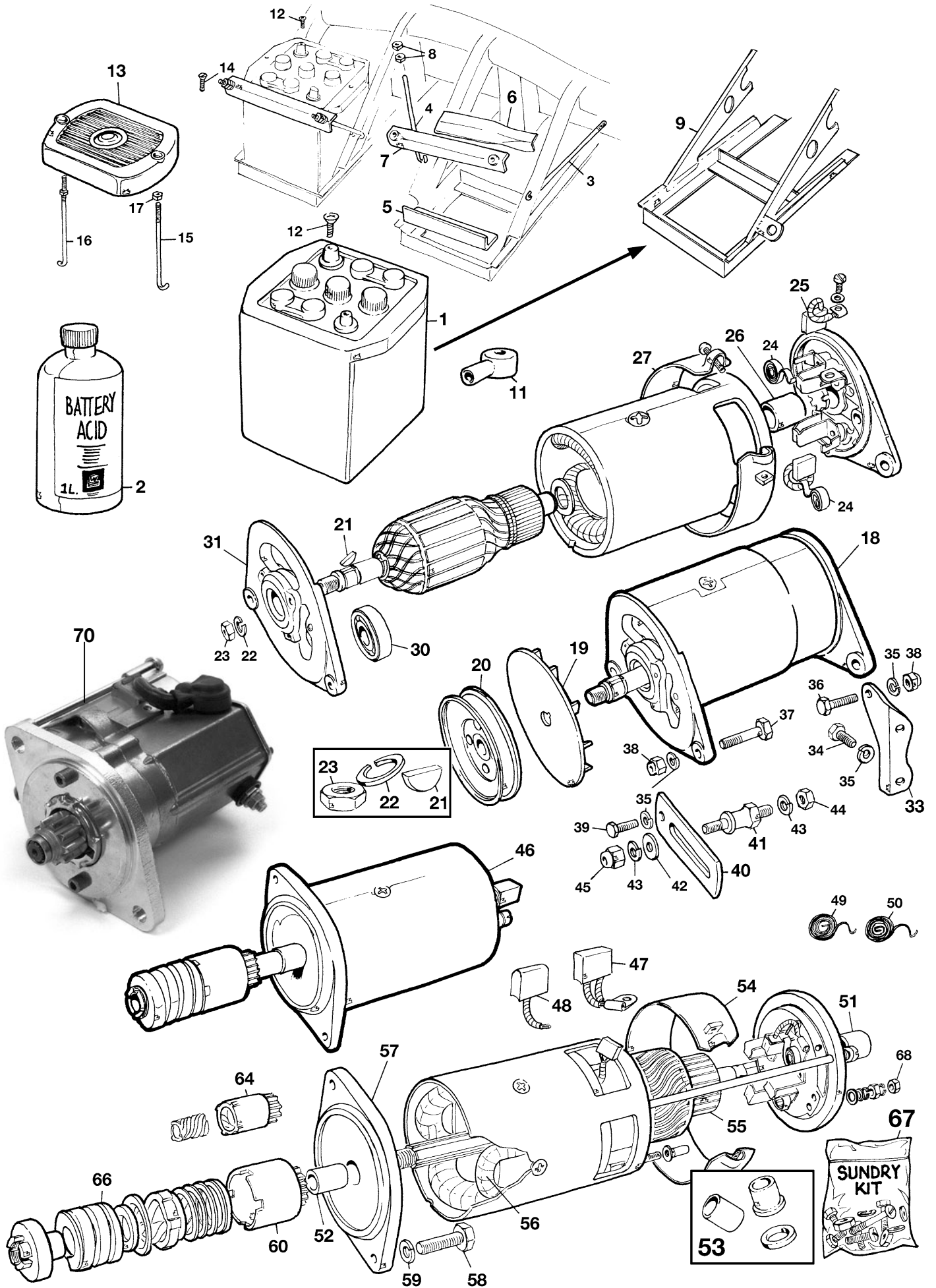


ILL N°	PART N°	QTY	DESCRIPTION
1	053.006	2	1500 RH WHEEL CYLINDER ASSEMBLY
	053.007	2	1500 LH WHEEL CYLINDER ASSEMBLY
3	050.002	2	BRAKE DRUM, when disc wheels are fitted
4	050.001	2	BRAKE DRUM, when wire wheels are fitted
5	162.058	4	Screw, drum lockation
6	052.031	4	Dust tube to adjuster, A= 1/211,12.7mm
	052.032	4	Dust tube to adjuster, A = 3/4",19 mm
7	052.029	4	Dust plug to adjuster, A = 1/2",12.7mm
	052.030	4	Dust plug toadjuster = 3/4",19 mm
8	052.033	6	Lock plate, wire wheel brake drum
9	161.009	12	Flat nut
10	052.028	4	Bleed screw, UNF
11	162.045	4	Screw, 5/16" UNF x 5/8"
12	164.002	4	Washer, spring
13	162.044	4	Special screw, small head
	165.914	4	Improved edition, allen screw imprint
14	164.012	4	Washer, spring
15	052.265	4	Repair kit, seals for one cylinder. For "Lockheed" cylinder only
16	052.022	4	Mask
17	052.021	4	Adjuster cam
18	052.035	4	Spring, brake shoe pull-off
19	053.106	1	Brake shoes assembly, set of 4 pieces
20	162.043	8	Bolt, back plate mounting
21	164.006	8	Washer, spring
22	161.010	8	Nut
23	050.006	1	RH back plate
	050.005	1	LH back plate
25	050.007	1	Caliper assembly RH
	050.008	1	Caliper assembly LH
26	053.008	1	BRAKE PAD SET, 4 pieces
	053.292	1	BRAKE PAD SET, "GREEN STUFF" 4 pieces
27	052.041	2	Repair kit for one caliper
28	053.030	4	Caliper piston, without central pin. These more modern pistons are an improved type and we recommend these. Remove pin from caliper.
	053.029	4	Caliper piston, original type
29	052.136	2	DO NOT SEPARATE THE TWO HALFS OF THE CAPILER !! if you have seperated them, use these fluid channel seals.
30	052.028	4	Bleed screw
31	052.036	2	Retaining plate
32	052.037	2	Pin
33	052.038	4	Bolt, caliper mounting
34	164.021	4	Washer, spring
35	164.002	4	Washer, spring
36	161.002	4	Nut
37	052.039	1	RH Lockplate for brake hose
	052.040	1	LH lockplate for brake hose

ILL N°	PART N°	QTY	DESCRIPTION
38	050.009	2	BRAKE DISC, min. thickness 8.6mm
39	162.108	8	Bolt, brake disc to hub
40	164.006	8	Washer, spring
41	161.026	8	Nut
42	052.117	1	Tube rubber grease, for brake seals only.
43	053.039	1	1 L. High quality brake fluid
	053.018	1	1 L. Silicone brake fluid
	053.019	1	1/2 L. Silicone brake fluid
45	053.005	2	WHEEL CYLINDER ASSEMBLY
46	052.023	2	DUST CAP
47	052.019	4	Spring, brake shoe retaining
48	052.018	2	Spring, shoe pull
49	052.035	2	Spring, shoe pull
50	052.034	4	lock plate
51	161.032	8	Nut
52	050.002	2	BRAKE DRUM
53	053.003	2	Block abutment
54	164.002	4	Washer, spring
55	161.074	4	Nut, 5/16" BSF
56	053.106	1	Brake shoe assembly, set of 4
57	052.101	2	Spring, For "Lockheed" cylinder only
58	052.102	2	Expander, For "Lockheed" cylinder only
59	052.103	2	Rubber cup, For "Lockheed" cylinder only
60	052.112	2	Piston, For "Lockheed" cylinder only
61	052.114	2	Seal dust, For "Lockheed" cylinder only
63	052.022	2	Mask
64	052.021	2	Adjuster
67	052.028	2	UNF bleed screw, used from the following D/W (C)27990 W/W (C)28541
67	052.027	2	BSF Bleed screw, early 1500
68	052.026	2	UNF banjo connection, used from the following D/W (C)27990 W/W (C)28541
	052.025	2	BSF banjo connection, early 1500
69	052.024	2	Banjo bolt
70	168.010	2	Washer, brass
71	168.014	2	Washer, brass
72	050.003	1	RH back plate
	050.004	1	LH back plate
73	162.120	8	Belt
74	164.006	8	Washer, spring
75	161.026	8	Nut
76	174.052	4	Lock tab for 1/2" bolts
77	052.245	A/R	Dust cover for bleed screw
78	165.067	4	Bolt, bridge caliper



Battery, dynamo & starter motor





69 Alternator kit



ILL N°	PART N°	QTY	DESCRIPTION
1	082.003	2	BATTERY 6V
2	082.009	5	1L. Battery acid. Will not be shipped
3	081.036	2	Battery hook, long
4	081.037	2	Battery hook, short
5	081.038	4	Pad, under battery
6	081.039	2	Pad, under battery clamp
7	081.040	2	Clamp, battery
8	161.019	8	Nut, locking
9	132.109	1	RH BATTERY BOX, to be welded on chassis
	132.110	1	LH BATTERY BOX, to be welded on chassis
11	083.634	2	Die-cast lug, Positive battery terminal
	083.635	2	Die-cast lug, Negative battery terminal
12	162.580	4	Screw, terminal
13	132.483	2	Battery cover, optional
14	161.348	4	Cap nut for cover
15	162.578	2	Hook, long, battery and cover, BSF
16	162.579	2	Hook, short, battery and cover, BSF
17	161.073	8	Nut, BSF
18	082.001	1	DYNAMO ASSEMBLY, less pulley. 'C40' marked. Alternative from Lucas (type n°22715)
	082.033	1	DYNAMO ASSEMBLY, less pulley. 'C39' marked. Fitted on all 1500 & most 1600 MGA'S. Dynamo with straight body & band. (type n° 22258)
	082.034	1	DYNAMO ASSEMBLY, less pulley. 'C40' marked. Typical dynamo for the 50's & early 60's end also fitted as original. (type n° 22704)

INFO A new dynamo must be polarized before fitting.

Read carefully the instructions before fitting.

A) Bolt the dynamo to the engine. DO NOT connect the cables to the 'D' and 'F' terminals.

B) See what battery terminal is earth, + or -

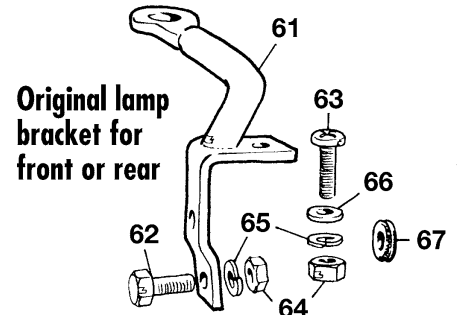
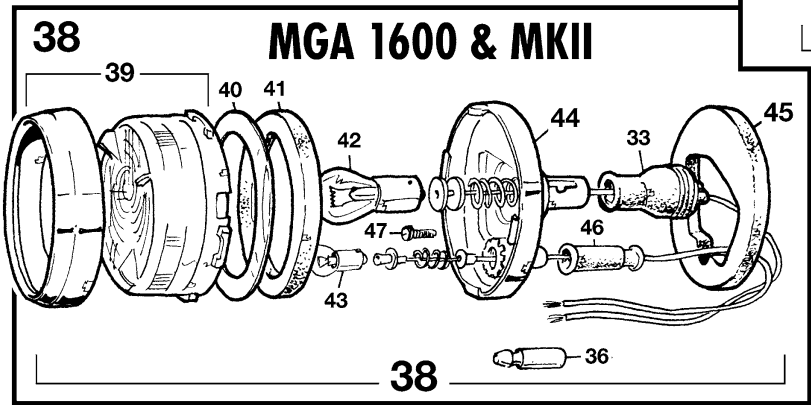
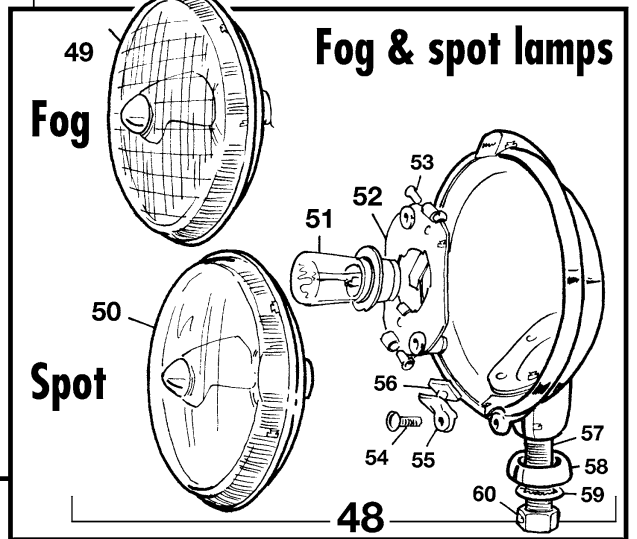
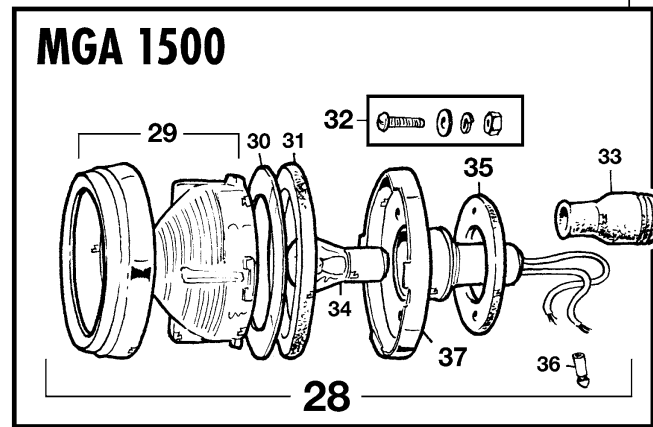
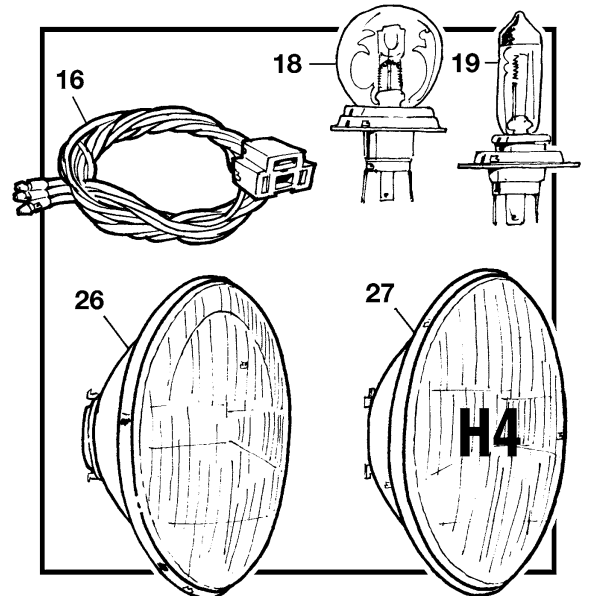
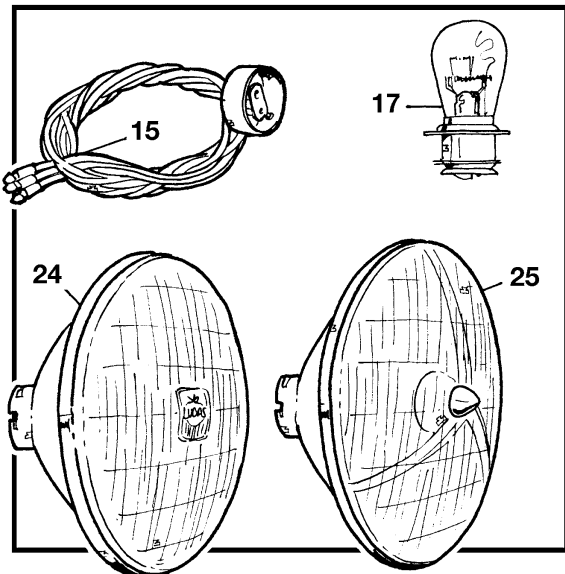
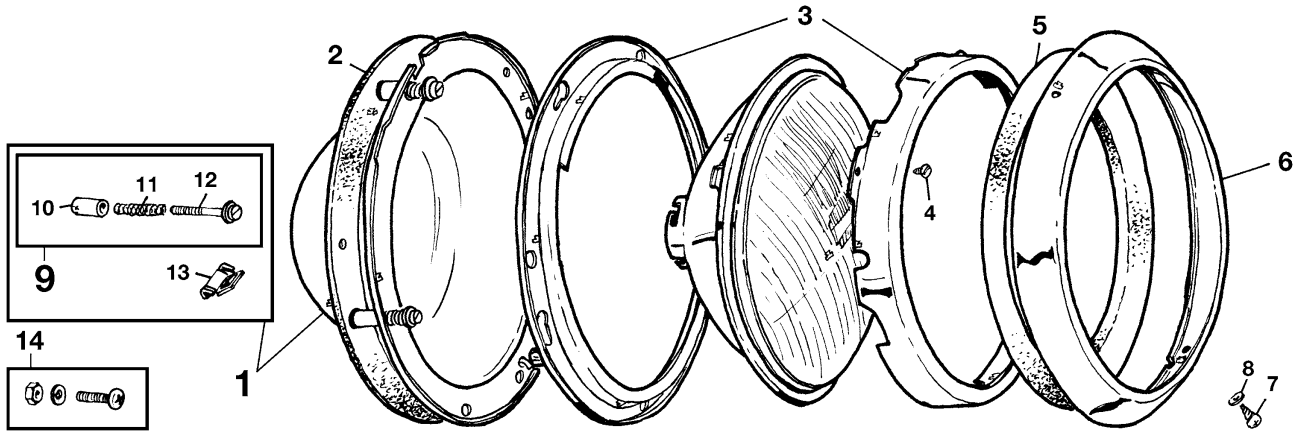
C) Temporarily connect a length of wire to the battery negative terminal for a positive earth system or the positive terminal for a negative earth system.

D) Push the other end of the wire several times against terminal 'F'. This re-polarises the dynamo.


E) Remove the temporary wire connection and connect the original car wiring cables to 'D' end 'F' terminals.

19	081.191	1	FAN, for dynamo 'C39' type
	081.024	1	FAN, for dynamo 'C40' type
20	081.025	1	PULLEY
21	172.014	1	Key
22	164.021	1	Washer, spring
23	161.298	1	Nut
24	081.110	2	Spring, 'C39' type
	081.023	2	Spring, 'C40' type
25	081.109	1	Brush set, 'C39' type
	081.022	1	Brush set, 'C40' type
26	081.106	1	Bearing bush, rear end
27	081.113	1	Band cover, 'C39' type 22258

ILL N°	PART N°	QTY	DESCRIPTION
30	081.105	1	Bearing, drive end plate
31	081.104	1	Drive end plate, 'C39' type
	081.221	1	Drive end plate 'C40' type
33	011.046	1	Bracket, dynamo to engine
34	162.005	2	Screw, bracket to engine block
35	164.002	5	Washer, spring
36	162.030	1	Bolt, dynamo to bracket
37	162.081	1	Bolt, dynamo to water pump
38	161.012	2	Nu, 5/16" self locking
39	081.026	1	Screw, UNC link to dynamo
40	081.027	1	Adjusting link
41	081.028	1	Pillar, on engine plate
42	163.023	1	Washer, plain
43	164.006	2	Washer, spring, 3/8"
44	161.026	1	Nut, 3/8"
45	161.025	1	Nut, 3/8" self locking
46	082.002	1	STARTER MOTOR, LUCAS, REPLACEMENT
47	081.035	1	Brush set, for starter N° 25022, 25079, 25083
48	081.222	1	Brush set, late type
49	081.116	1	Spring set. LOOK AT INNER LOOP before ordering
50	081.223	1	Spring set. LOOK AT INNER LOOP before ordering
51	081.120	1	Bush rear end, for starter N° 25022
	081.179	1	Bush rear end, for starter N° 25079/25083
52	081.029	1	Bush driving end, for starter N° 25022
	081.224	1	Bush driving end, for starters N°: 25079/25083
53	081.226	1	Bush kit, for starter N° 25149
54	081.113	1	Band, dust cover
55	082.019	1	Armature with threaded pinion end, for for starter N° 25022
	082.037	1	Armature with clip pinion end, for for starter N° 25079/25083
56	082.020	1	Coil field, for starters N° 25022, 25079, 25083
57	081.115	1	Bracket, front drive
58	162.581	2	Bolt, starter motor to engine UNC
59	164.006	2	Washer, spring
60	081.030	1	Pinion & Barrel, starter motor N° 25022
66	081.033	1	Main, spring (will fit all)
67	081.117	1	Sundry kit
68	161.569	1	Brass nut, 1/4"
	161.402	1	Brass nut, 3/16"
69	082.207	1	Alternator kit. Contains alternator, belt, pulley, fan and fixing brackets
70	082.141	1	LIGHTWEIGHT MODERN STARTER MOTOR. Small, easy to install and reliable starter motor that gives more torque and less power drain when starting.

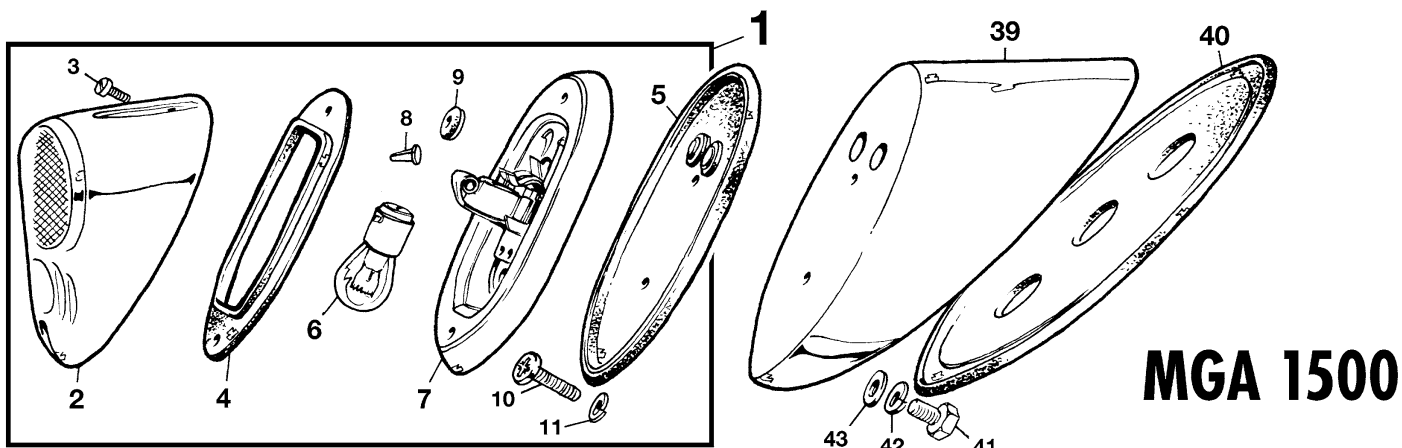


Head lamps, front side lamps & Spot & fog lamps

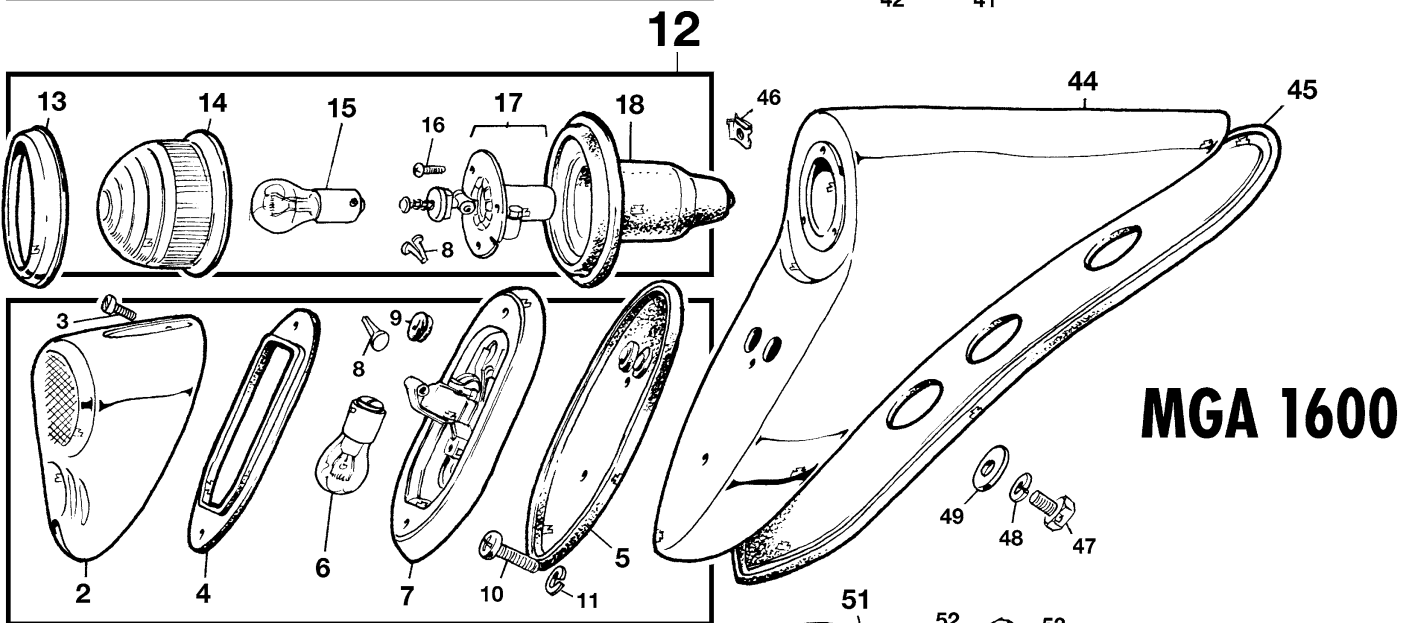


ILL N°	PART N°	QTY	DESCRIPTION
1	084.017	2	HEADLAMP BOWL included bottom clip & adjusting screws
2	084.015	2	SEAL headlamp bowl to body
3	084.014	2	PAIR INNER RIMS
4	166.065	6	Screw
5	084.177	2	DUST SEAL
6	084.013	2	CHROME HEADLAMP RIM
7	162.340	2	Screw, headlamp rim retaining
8	163.062	2	Seal, screw retaining
9	084.157	2	Set of 3 x dust caps, springs & screws
10	122.062	6	Dust cap, adjusting screw
11	171.018	6	Spring
12	162.341	6	Screw, adjusting
13	172.160	2	Clip for headlamp rim retaining screw
14	162.507	1	SET OF TEN: screws, washers, spring washers & nuts
15	084.093	2	WIRING & BULB HOLDER
16	084.052	2	WIRING & LAMP SOCKET
17	084.094	2	LHD (RH dip) HEADLAMP BULB
	084.114	2	LHD (RH dip) HEADLAMP BULB, YELLOW
	084.115	2	RHD (LH dip) HEADLAMP BULB
18	084.054	2	HEADLAMP BULB
	084.109	2	HEADLAMP BULB, YELLOW
19	084.110	2	HEADLAMP BULB H4
24	084.016	2	ORIGINAL EUROPEAN STYLE LIGHT UNIT, NOT 'E11'
25	084.205	2	LIGHT UNIT TRIPOT -, for baronet adaptor, NOT 'E11'
26	084.082	2	LIGHT UNIT, 'E11' APPROVED
27	084.103	2	LIGHT UNIT H4, 'E11' APPROVED
28	084.019	2	1500 FRONT SIDE LAMP ASSEMBLY, CLEAR LENS
	084.265	2	1500 FRONT SIDE LAMP ASSEMBLY, AMBER LENS
29	084.085	2	CLEAR LENS with rim
	084.190	2	AMBER LENS with rim
30	122.036	2	Plastic washer
31	122.037	2	Foam seal
32	162.587	1	FASTENER KIT, for two side lamps to front wing
33	122.039	2	Dust boot, pear type
34	084.063	2	BULB 21/5 W
35	122.038	2	Seal and spacer
36	083.180	A/R	Cable terminal

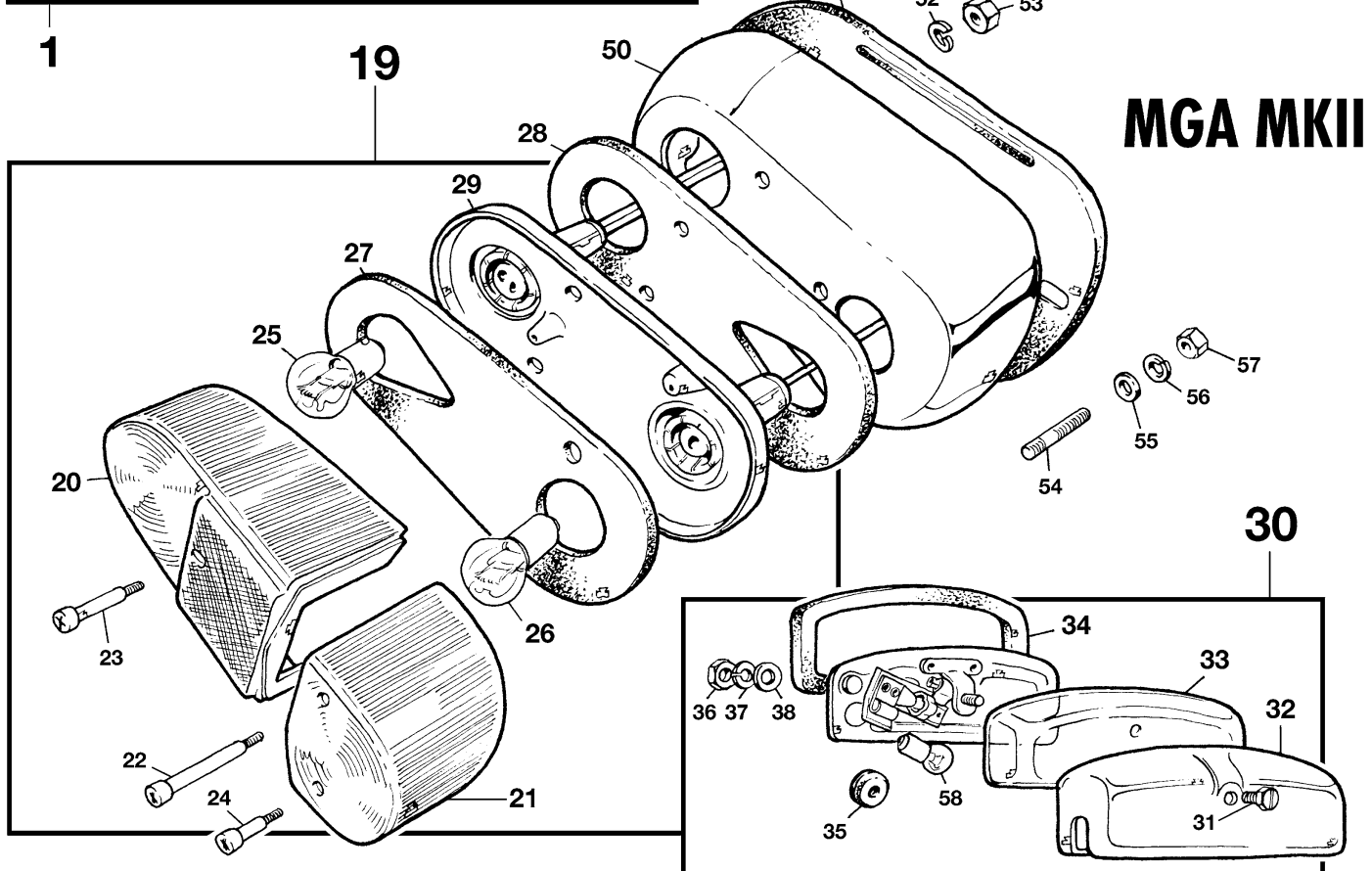
ILL N°	PART N°	QTY	DESCRIPTION
37	084.086	2	Lamp base, including wires etc.
38	084.020	2	1600 & MKII FRONT SIDE LAMP, AMBER & CLEAR
	084.262	2	1600 & MKII FRONT SIDE LAMP, CLEAR & CLEAR
39	084.021	2	LENS & RIM, AMBER & CLEAR
	084.263	2	LENS & RIM, WHITE & CLEAR
40	084.266	2	Plastic sliding washer
41	084.267	2	Foam seal
42	084.062	2	BULB 21W
43	084.069	2	BULB 5W
44	084.268	2	lamp base, included wires etc.
45	084.022	2	Seal, lamp seating
46	084.269	2	Boot, dust
47	162.507	1	SCREW KIT, included 10 x screws, washers & nuts
48	084.191	A/R	FOG LAMP
	084.193	A/R	SPOT LAMP
49	084.194	A/R	Light unit, fog lamp
50	084.196	A/R	light unit, spot lamp
51	084.198	A/R	Bulb for fog lamp
	084.119	A/R	Bulb for spot lamp
52	084.197	2	Bulb holder
53	083.044	4	Terminal, sleeve type
54	162.378	2	Screw, clamp fixing
55	141.205	2	Clamp, light fixing
56	122.079	2	Cushion, clamp
57	162.381	2	Bolt, lamp fixing
58	141.409	2	Cone base
59	164.034	2	Washer, lock
60	161.121	2	Nut
61	141.128	1	RH LAMP BRACKET, chrome plated
	141.129	1	LH LAMP BRACKET, chrome plated
62	162.005	2	Screw
63	162.377	2	Screw, pan-pozi head
64	161.002	4	Nut
65	164.002	4	Washer, spring
66	163.001	2	Washer, plain
67	122.005	2	Grommet, cable pass, 5/8" panel hole.



MGA 1500



MGA 1600




MGA MKII



59

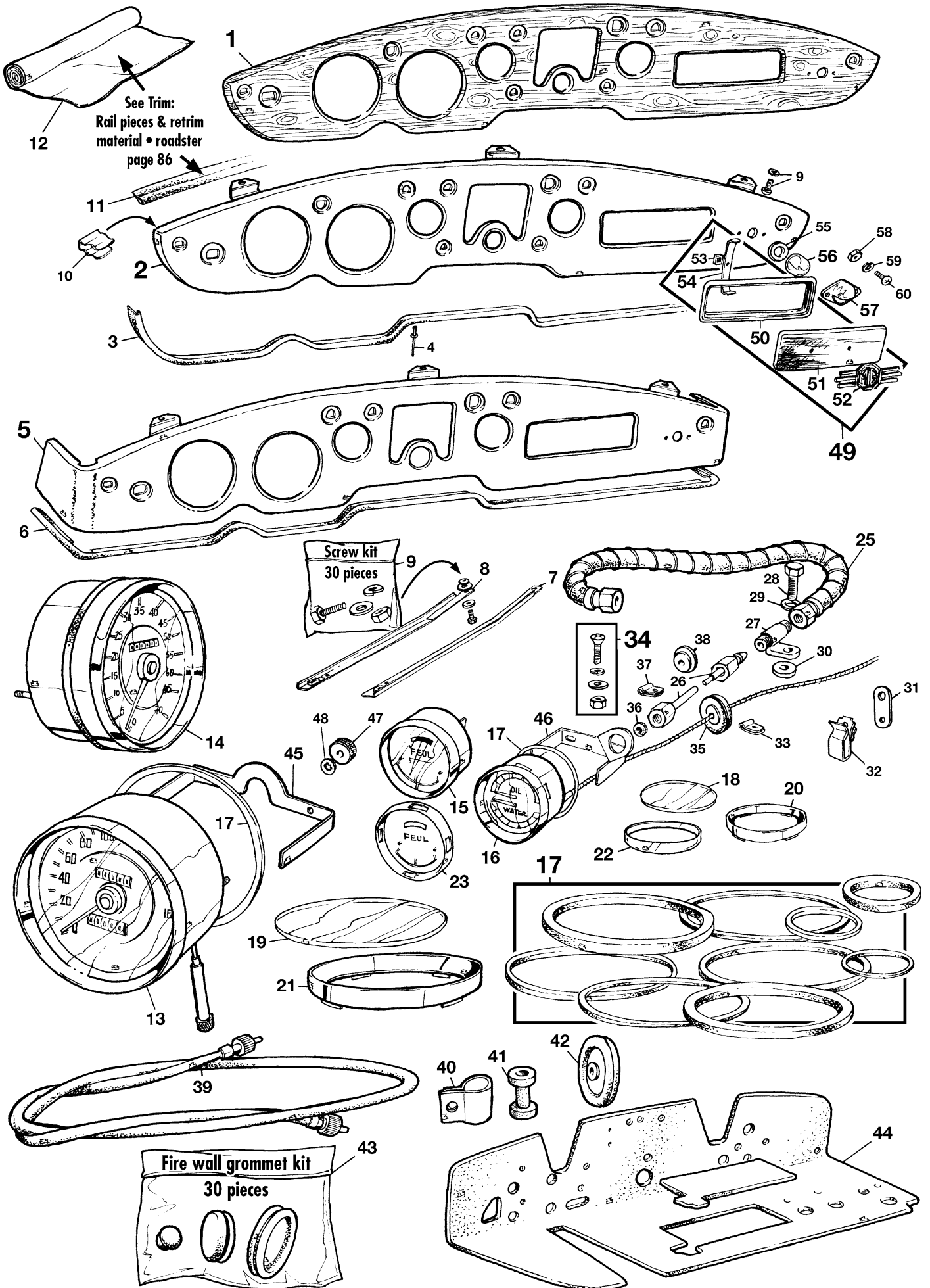
7 piece bulb kit



19

ILL N°	PART N°	QTY	DESCRIPTION
MGA 1500 & 1600: STOP AND TAIL LAMP			
1	084.033	2	STOP AND TAIL LAMP ASSEMBLY
2	084.031	2	LENS
3	162.378	4	Screw
4	084.032	2	SEAL, lens to lamp base
5	084.034	2	SEAL, lamp base to plinth
6	084.063	2	BULB, 21/5 W
7	084.393	2	Lamp base
8	083.044	A/R	Sleeve terminal
9	122.004	2	Grommet
10	162.060	4	Screw, pan pozi
11	164.015	4	Washer, spring
MGA 1600: FLASHER LAMP			
12	084.024	2	FLASHER LAMP ASSEMBLY, AMBER
	084.173	2	FLASHER LAMP ASSEMBLY, RED
13	084.080	2	RIM, lens retaining
14	084.089	2	LENS, AMBER
	084.090	2	LENS, RED
15	084.062	2	BULB 21 W
16	162.588	6	Screw, lamp to plinth
17	084.175	2	Lamp base
18	084.092	2	Lamp rubber
MGA MKII: STOP, TAIL & FLASHER LAMP			
19	084.045	1	MKII RH REAR LAMP, AMBER & RED
	084.046	1	MKII LH REAR LAMP, AMBER & RED
	084.400	1	MKII RH REAR LAMP US RED & RED
	084.401	1	MKII LH REAR LAMP US RED & RED
20	084.041	1	RH LENS, STOP & TAIL, RED
	084.042	1	LH LENS, STOP & TAIL, RED
21	084.043	1	RH LENS, FLASHER, AMBER
	084.044	1	LH LENS, FLASHER, AMBER
	084.402	1	RH LENS, FLASHER, RED
	084.403	1	LH LENS, FLASHER, RED
22	162.321	2	Screw, long
23	162.322	2	Screw, medium
24	162.323	2	Screw, short
25	084.063	2	BULB stop & tail 21/5 W
26	084.062	2	BULB flasher 21 W
27	084.272	2	SEAL, lens to lamp base

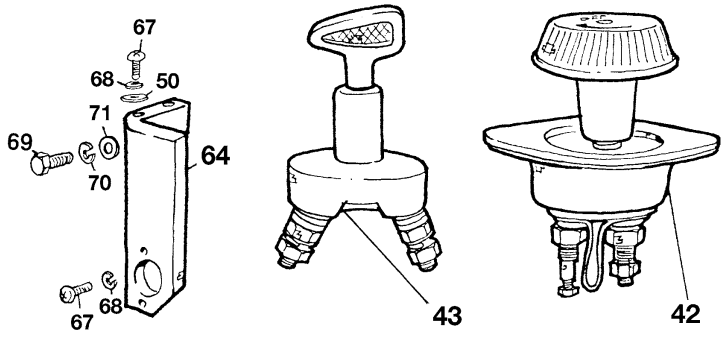
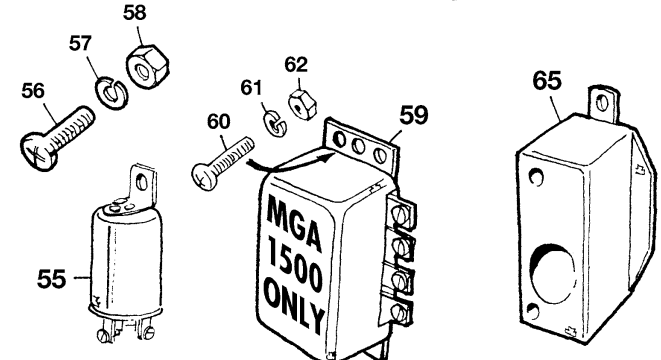
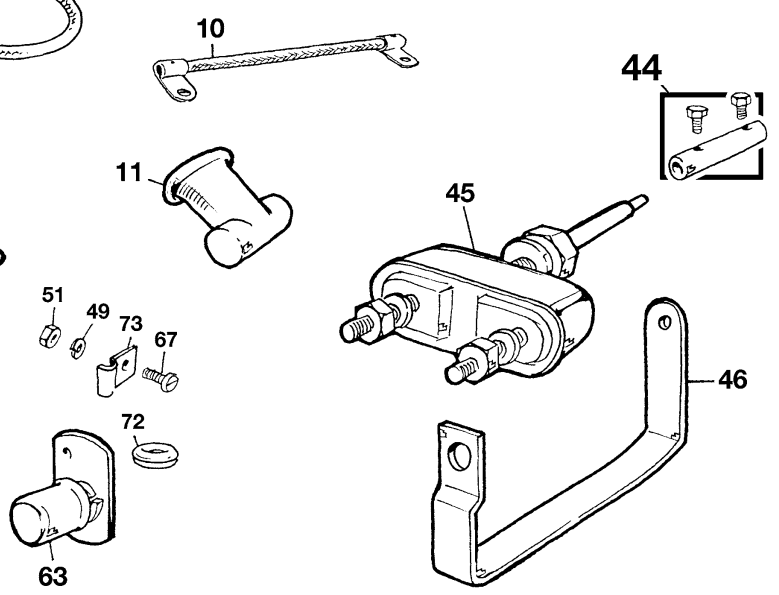
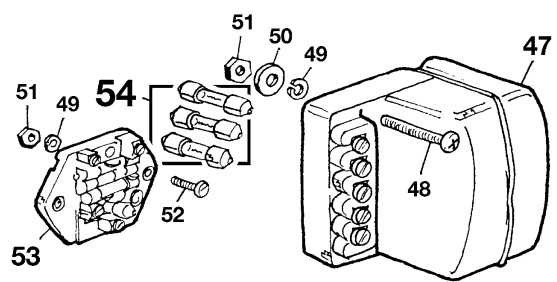
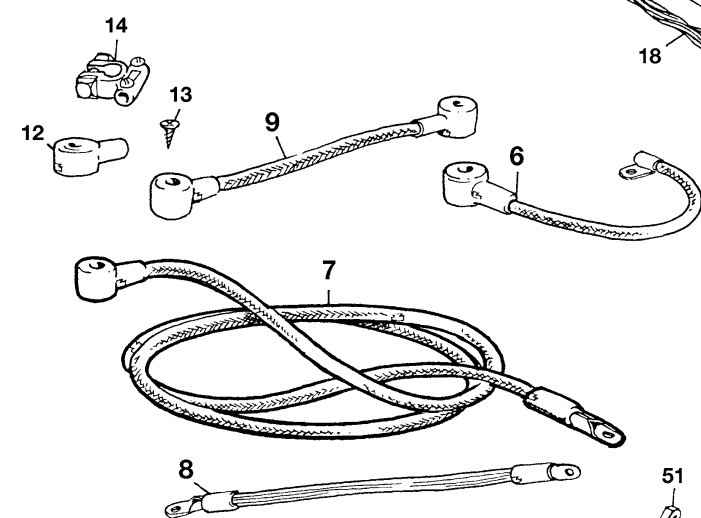
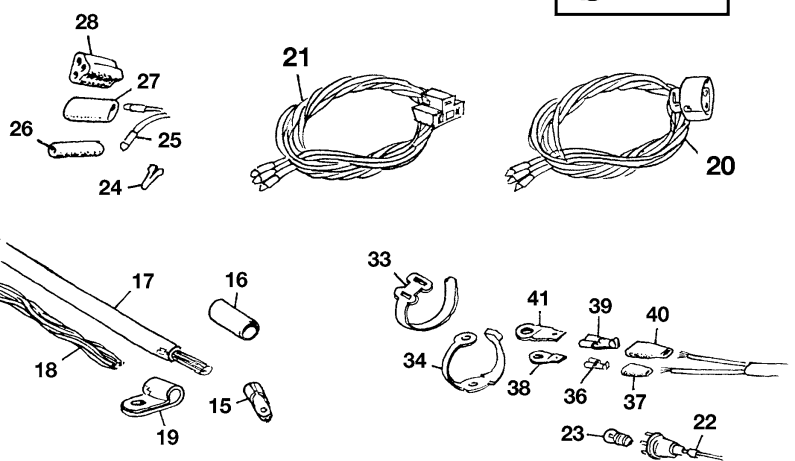
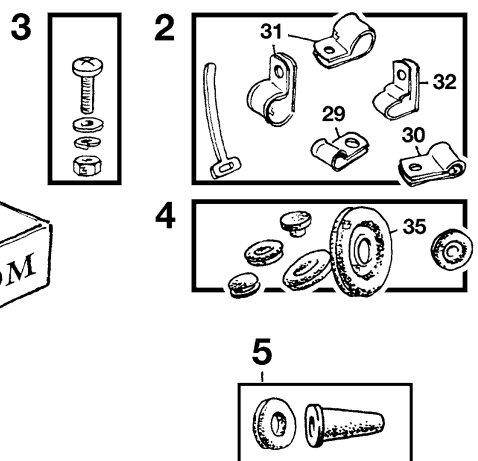
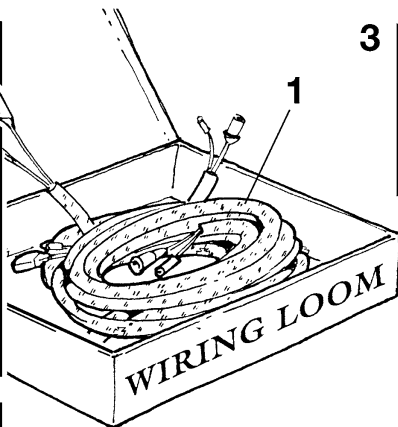
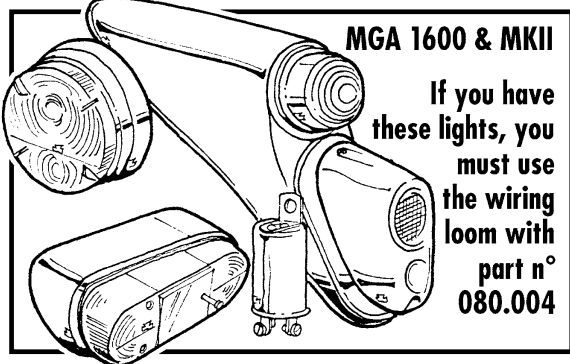
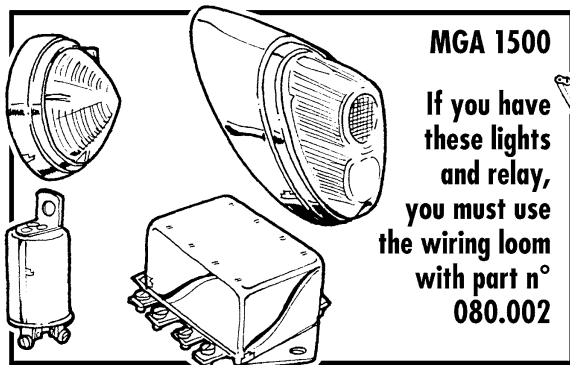
ILL N°	PART N°	QTY	DESCRIPTION
28	084.271	2	SEAL, lamp base to lamp plinth
29	084.039	1	RH lamp base
	084.040	1	LH lamp base
30	084.023	1	NUMBER PLATE LAMP ASSEMBLY
31	162.382	1	Nut, chrome plated
32	084.206	1	Cover, chrome plated
33	084.142	1	Lens
34	084.141	1	Seal
35	122.004	1	Grommet cable
36	161.024	2	Nut
37	164.015	2	Washer, spring
38	163.013	2	Washer, plain
39	084.028	1	RH PLINTH, 1500
	084.029	1	LH PLINTH, 1500
40	084.030	2	SEAL, plinth to body
41	162.029	4	Screw 1/4" UNF x 5/8"
42	164.012	4	Washer, spring
43	163.011	4	Washer, plain
44	084.025	1	RH PLINTH, 1600
	084.026	1	LH PLINTH, 1600
45	084.027	2	SEAL, plinth to body, silver-grey
46	161.315	6	Clip, spire nut
47	162.029	4	Screw 1/4" UNF x 5/8"
48	164.012	4	Washer, spring
49	163.011	4	Washer, plain
50	084.036	1	RH PLINTH, MKII
	084.037	1	LH PLINTH, MKII
51	084.035	1	PAIR PLINTH SEALS
52	164.015	6	Washer, spring
53	161.024	6	Nut, lamp base to plinth
54	167.084	4	Stud, plinth to body
55	163.001	4	Washer, plain
56	164.002	4	Washer, spring
57	161.002	4	Nut
58	084.069	1	Bulb
59	084.602	1	Bulb kit. Contains 7 bulbs. One bulb of each type is included. This kit is for standard headlamps, taillamps etc (not H4). Foam protected in a handy box.





ILL N°	PART N°	QTY	DESCRIPTION
1	185.148	1	LHD SOLID HARDWOOD DASHBOARD, WALNUT FINISHED
2	131.001	1	LHD DASHBOARD metal, roadster
	131.002	1	RHD DASHBOARD metal, roadster
3	131.003	1	LHD finisher strip, roadster
	140.211	1	RHD finisher strip, roadster
4	167.037	23	Rivet
5	131.442	1	LHD DASHBOARD metal, coupé
	131.443	1	RHD DASHBOARD metal, coupé
6	140.212	1	LHD finisher strip, coupé
	140.213	1	RHD finisher strip, coupé
7	134.171	2	RH STEADY BRACKET
8	134.172	2	LH STEADY BRACKET
9	133.738	1	DASHBOARD FASTENER KIT. Included are all screws, spring washers, plain washers & nuts to fasten your dashboard as original. (30 pieces)
10	172.170	8	Clip, dash piping
11	1	Dash piping is incl. in the rail recover kit. See page 86: Rail pieces & retrim material.
12		1	For the 1622 MKII & Twin Cam the dashboard was covered with vinyl, matching the trim colour. The vinyl is included in the rail recovering kit. See page 86: Rail pieces & retrim material.
13	083.741	1	Speedometer KMH, early 1500 (to 14089) till May 1956. Instrument number 51-116-104-03
	083.740	1	Speedometer MPH, early 1500 (to 14089) till May 1956. Instrument number 51-116-104-02
	083.138	1	Speedometer KMH, 1500 & 1600. Instrument number SN6161/07 (4.3)
	086.269	1	Speedometer KMH, 1500 & 1600. Instrument number SN6161/07 (4.3) 1958- on
	083.742	1	Speedometer MPH, 1500 & 1600, Instrument number SN6104/06
	083.743	1	Speedometer KMH, MKII. Instrument number SN6161/33
	083.011	1	Speedometer MPH, MKII. Instrument number SN6161/1 2
14	083.744	1	Tachometer, early 1500 (to 14089) number 51-11 2-102-00
	083.136	1	Tachometer, 1500. Instrument number RN2300/01
	083.012	1	Tachometer, 1600 & MKII. Instrument number RN2350/01
	183.060	1	Tachometer, Electric - Negative earth, 4 cyl.
15	083.745	1	Fuel Gauge, early 1500 (to 14089) number FG2530/25
	083.014	1	Fuel Gauge, 1500, 1600 & MKII number FG2530/05
	083.094	1	Dual oil and water gauge. Smith replacement
16	083.747	1	Oil press. + Temp, early 1500 (to 14089). Instrument number GD1501/00
	083.013	1	Oil press. + Temp C°. Instrument number # GD1501/01
	083.435	1	Oil press. + Temp C°. Instrument # GD1501/04
	083.144	1	Oil press.+Temp F°. Instrument # GD 1501/01
	083.436	1	Oil press.+Temp F°. Instrument # GDI 501/02
17	083.439	1	RING & SEAL KIT, to serve all instruments. For each instrument there are three seals: to glass, bezel & dash.
18	083.454	2	Glass, small 2"
19	083.455	2	Glass, large 4"
20	083.434	2	Chrome rim, small 2"

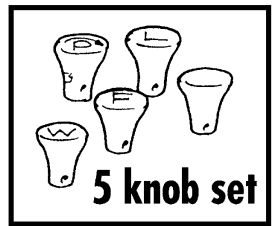
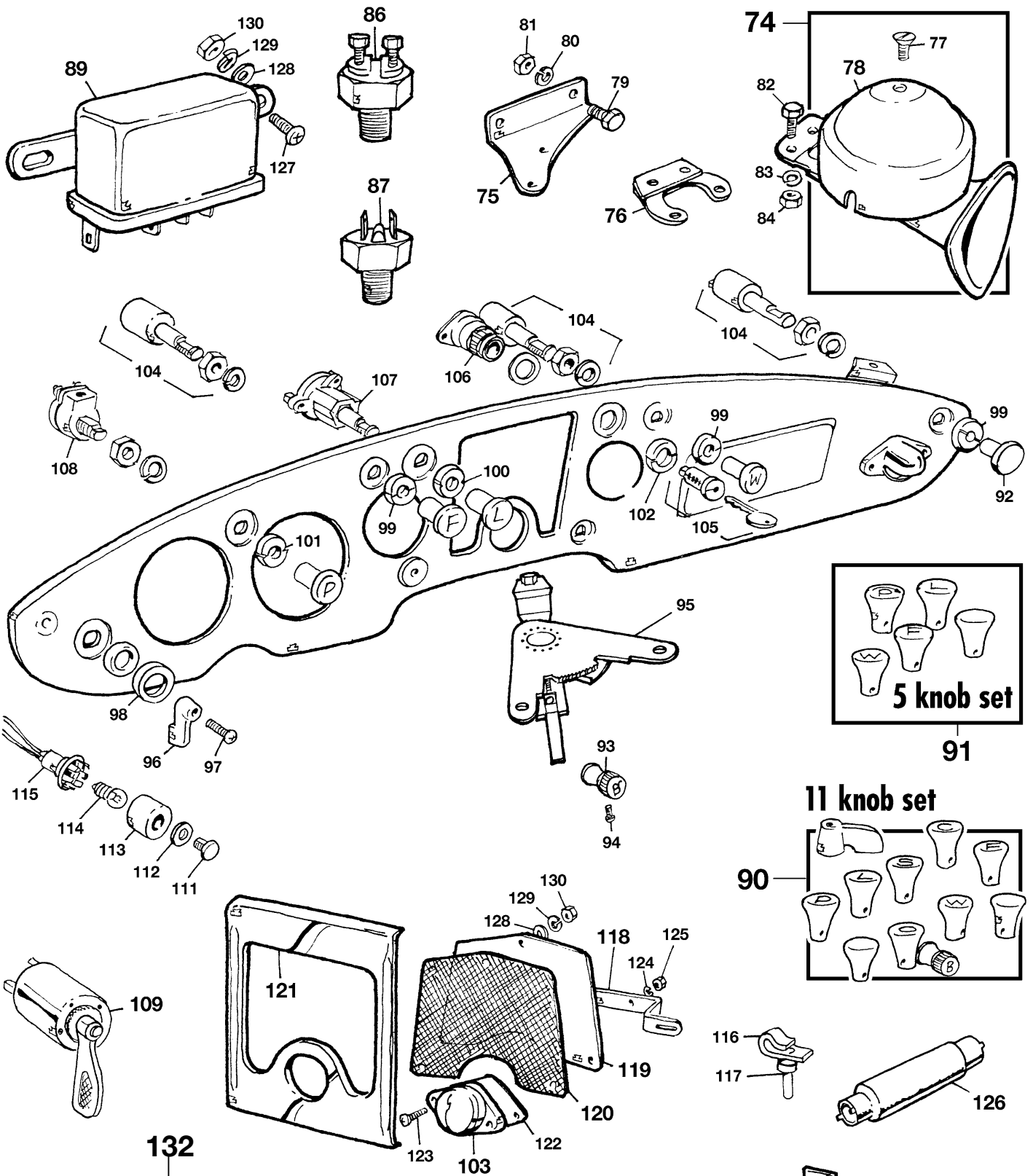
ILL N°	PART N°	QTY	DESCRIPTION
21	083.456	2	Chrome rim, large 4"
22	083.749	A/R	Window strip, blue lens
23	083.476	1	Replacement dial, as original FG2530/05
25	011.047	1	Flexible, oil pressure
	011.399	1	Flexible, oil pressure for Twin Cam
26	083.002	1	Pipe, oil pressure, copper
27	083.001	1	Coupling piece
28	162.065	1	Screw
29	164.012	1	Washer, spring
30	163.035	1	Spacer
31	133.741	1	Retainer for clip to hold the thermo pipe. This retainer is fixed with the lower screw from the heater valve to the cylinder head.
32	172.062	1	Clip, thermo pipe to water valve
33	172.073	3	Clip, thermo pipe to bulkhead
34	162.507	1	Set of 10 screws, washers, spring washers & nuts
35	122.205	1	Grommet, thermo pipe through fire wall
36	168.052	1	Leather Washer, oil pressure pipe to instrument
37	172.020	2	Clip, oil pressure pipe to bulkhead
38	122.206	1	Special grommet, oil press. pipe through fire wall
39	083.007	1	SPEEDO METER CABLE, 168 cm
	083.008	1	LHD TACHO CABLE, 96 cm
	083.009	1	RHD TACHO CABLE, 121 cm
40	172.144	1	Clip, speedo cable to bulkhead panel
41	054.051	1	Rubber sleeve, cable protector
42	122.004	1	Grommet, cable pass
43	121.002	1	FIRE WALL GROMMET SET 33 pcs.
44	150.383	1	LHD UNDER DASH PAD, noise & heat reducer
	150.384	1	RHD UNDER DASH PAD, noise & heat reducer
45	172.066	2	Instrument bracket, 4", large
46	133.742	1	LH instrument bracket, 2", small
	083.096	1	RH instrument bracket, 2", small
47	161.356	3	Knurled round nuts, small type
	161.057	4	Knurled round nuts, large type
48	164.015	7	Washer, spring
49	083.063	1	RADIO HOLE BLANKING SET
50	083.016	1	Bezel
51	083.017	1	Blanking plate
52	083.018	1	Badge --MG--
53	172.021	2	Clip, locking
54	172.022	2	Clamp
55	084.071	1	Grommet, lens
56	083.019	1	Lens
57	083.020	1	Chrome lens cover
58	161.024	2	Nut
59	164.015	2	Washer, spring
60	162.049	2	Chrome screw
63	135.629	1	UNF screw kit. contains 160 pieces: 40 screws, 40 nuts, 40 plain washers & 40 spring washers (5/16" - 1/4" - 3/16"





ILL N°	PART N°	QTY	DESCRIPTION
1	080.002	1	MGA 1500 WIRING HARNESS as original with braided outer covering.
	080.004	1	MGA 1600 MKII & Deluxe WIRING HARNESS as original with braided outer covering.
	080.143	1	WIRING BEHIND DASHBOARD
2	133.709	1	COMPLETE CLIP KIT. All clips are included. For fixing: wiring harness, petrol pipe, brake pipe, battery cables.
3	133.713	1	CLIP FIXING KIT Included-ore all screws, washers, spring washers and nuts for fixing the above clip kit.
4	121.002	1	FIRE WALL GROMMET KIT. Included are all grommets for the fire wall-blanking grommets, cable pass grommets, grommet to pass the main wiring harness & bonnet rod grommets. NOT INCL. are the grommets for the headlamp wiring.
5	122.202	1	9 PIECE GROMMET KIT. Included are 3 for red. duct, 1 for horn, 2 for headlamp bowl, 2 for rear wing, 1 for number plate lamp harness.
6	080.005	1	Cable, battery + to earth
	162.005	1	Screw, cable to frame
	164.002	1	Washer, spring
	161.002	1	Nut
7	080.006	1	Cable, battery - to starter switch
8	080.007	1	Cable, starter switch to starter
9	080.008	1	Cable, battery to battery
10	080.009	1	Cable-earth, engine mounting to chassis
11	084.003	2	Boot, to protect cable ends at the starter switch
12	083.634	2	Diecast lug, Positive battery terminal
	083.635	2	Diecast lug, Negative battery terminal
13	162.580	4	Screw, lug to battery terminal
14	083.179	2	Battery terminal, positive, easy fit
	083.178	2	Battery terminal, negative, easy fit
15	083.652	A/R	Terminal, starter cable
16	083.653	A/R	Heatshrink tubing, to use with above terminal I.D 9.5mm x Length 32 mm
17	080.133	1	5 Meter starter cable. Made from plain copper wires. 37 wires of 0.90mm thick
18	080.134	1	1 Meter round earth cable, Made from 16 bundles. One bundle is 16 wires of 0.30mm thick tinned copper
19	083.651	1	Soldered flag terminal. To make earth cable ends.
20	084.093	2	WIRING & LAMP SOCKET, early baronet type
21	084.052	2	WIRING & LAMP SOCKET, modern lamp type
22	083.115	A/R	Bulb holder with earth wire
23	084.123	8	BULB, instrument panel 2.2W
24	083.044	A/R	Cable terminal, sleeve
25	083.180	A/R	Cable terminal, solder type
26	083.041	A/R	Cable connector single
27	083.042	A/R	Cable connector - double
28	083.043	A/R	Cable connector triple
29	172.042	1	Clip, cable to rear nr-plate bracket
30	172.147	4	Clip, harness to front wing bolts, under bonnet
	172.141	3	Clip, Headlamp cable to front cross member (clips are fixed under the bonnet closing member)

ILL N°	PART N°	QTY	DESCRIPTION
31	172.150	1	Clip, main harness to bulkhead, behind heater box.
	172.148	2	Clip, main harness to bulkhead
	172.142	1	Clip, for cable to starter switch
32	172.279	6	Clip, battery cable and harness
33	172.076	4	Strap, rear cable to chassis & horn cable front bar.
34	083.058	3	Strap, made from rubber
35	122.198	1	Grommet, main harness
36	083.181	A/R	Connector female, 17 amp.
37	083.182	A/R	Insulator
38	083.650	A/R	Connector 17 amp.
39	083.183	A/R	Connector female, 35 amp.
40	083.184	A/R	Insulator
41	083.649	A/R	Connector, 35 amp.
42	083.175	1	Battery switch, Original Lucas style
43	083.174	1	BATTERY SWITCH, removable key
44	084.001	1	CONNECTOR, starter cable to switch
45	084.002	1	STARTER SWITCH assembly
46	133.364	1	Bracket, starter switch, welded on chassis
47	084.007	1	CONTROL BOX
48	162.164	2	Screw, control box fixing
49	164.015	5	Washer, spring
50	163.013	5	Washer, plain
51	161.024	5	Nut
52	162.139	2	Screw, 3/16" UNF pan pozi x 5/8"
53	084.006	1	FUSE BOX, fuses NOT included
54	084.005	A/R	FUSE SET, 35 amp, 3 pieces
55	084.011	1	FLASHER BOX, screw type, wire connection
	083.079	1	FLASHER BOX, push-on type, wire connection (alternative)
56	162.576	1	Screw 5/16" UNF pan pozi
57	164.002	1	Washer, spring
58	161.002	1	Nut
59	084.008	1	RELAY, FLASHER, 1500 ONLY
60	162.409	2	Screw 1/4" UNF pan pozi
61	164.012	2	Washer, spring
62	161.019	2	Nut
63	084.010	1	HEADLAMP DIPPER SWITCH
64	084.009	1	Bracket 1500 LHD & RHD
65	133.736	1	Bracket 1600 & MKII, LHD
67	162.060	A/R	Screw, switch to bracket
68	164.015	A/R	Washer, spring
69	162.029	A/R	Screw 1/4" UNF x 5/8"
70	164.012	A/R	Washer, spring 1/4"
71	163.010	A/R	Washer, plain
72	122.004	1	Grommet, switch cable through bulkhead
73	172.019	1	Clip, cable dipper switch

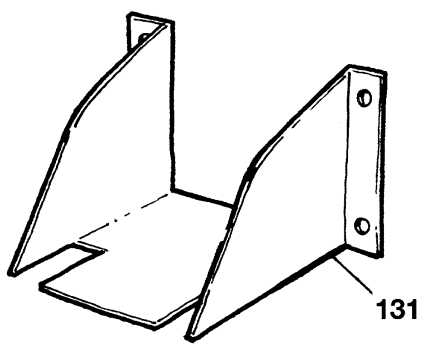



91

11 knob set



90



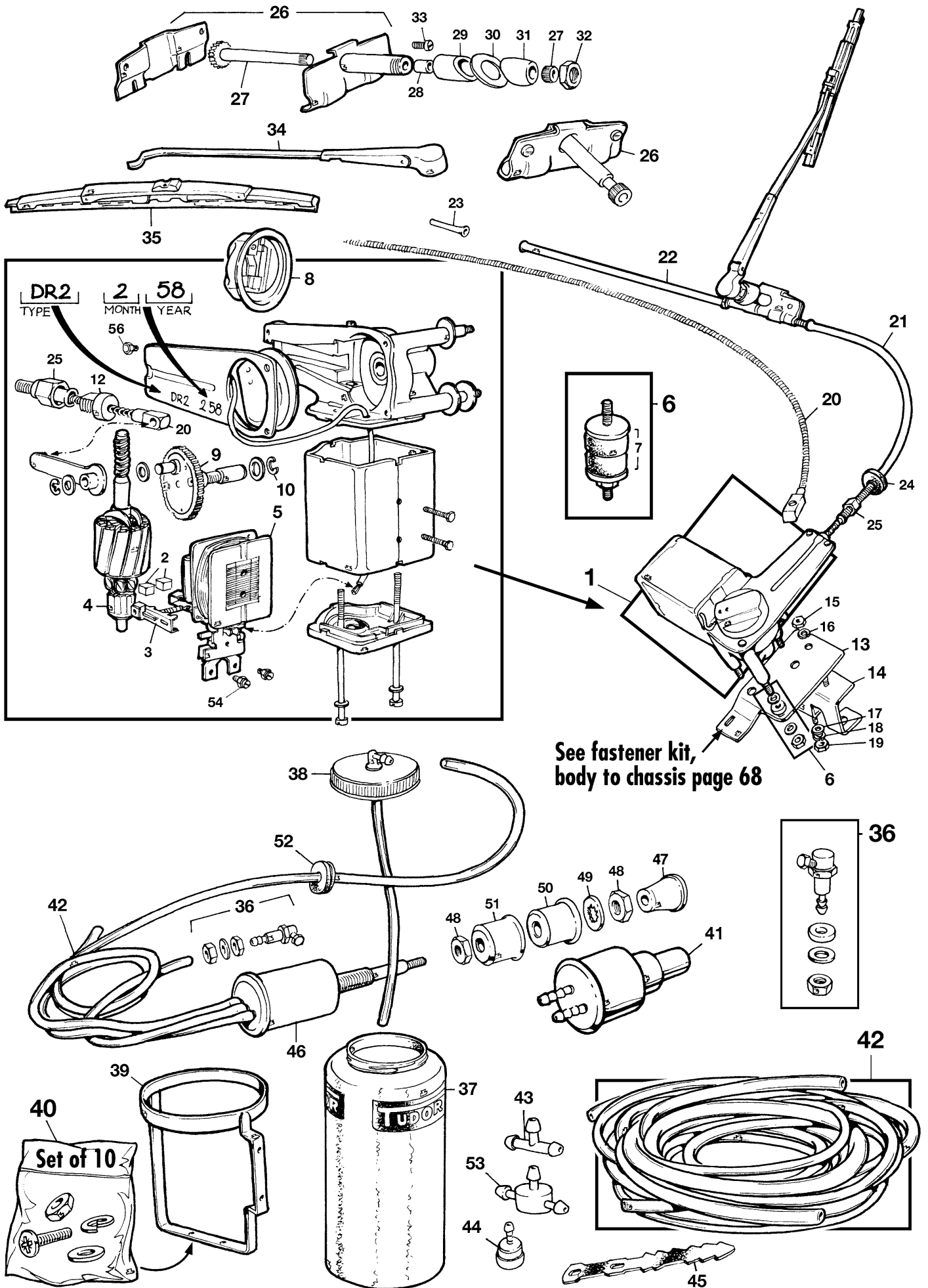



ILL N°	PART N°	QTY	DESCRIPTION
74	084.047	1	HORN, LOW NOTE
	084.048	1	HORN, HIGH NOTE
75	084.049	1	RH HORN BRACKET
	084.050	1	LH HORN BRACKET
76	133.368	2	Flexible mounting bracket
77	162.383	2	Screw, cover to horn
78	133.370	2	Horn cover
79	162.045	4	Screw, bracket to front extension
80	164.002	4	Washer, spring
81	161.002	4	Nut
82	162.515	4	Screw, horn to bracket
83	164.012	4	Washer, spring
84	161.019	4	Nut
86	083.293	1	SWITCH, stop lights (original screw type)
87	084.004	1	SWITCH, stop lights (alternative, push-on type)
89	083.120	1	RELAY, HEADLAMP FLASHER alternative (North America)
	083.120	1	RELAY, FOG or SPOT LAMPS
90	083.033	1	DASH KNOB SET, 11 pieces
91	083.189	1	DASH KNOB SET, 5 pieces
92	083.631	A/R	KNOB, PLAIN
93	083.739	1	KNOB, 'B' blower
94	162.583	1	Screw, blower knob
95	063.011	1	SWITCH & CONTROL LEVER, heater installation for fixing bolts, washers etc. see heater installation
96	083.386	1	KNOB, flasher switch
97	162.372	1	Screw, knob fixing
98	161.351	1	NUT - knurled, flasher switch
99	161.352	3	NUT - 3/8", map switch, wiper switch, fog lamp switch
100	161.353	1	NUT - 7/16", lighting switch
101	161.354	1	NUT - 9/16", reostat switch
102	161.355	1	NUT - 3/4", ignition switch
103	083.015	1	SWITCH, HORN PUSH

ILL N°	PART N°	QTY	DESCRIPTION
104	083.034	3	SWITCH, MAP LAMP, WIPER, FOG LAMP
105	083.035	1	BARREL & KEY, ignition switch
106	083.036	1	SWITCH, IGNITION
107	083.037	1	SWITCH, LIGHTING
108	083.038	1	SWITCH, PANEL LAMPS reostat
109	083.039	1	SWITCH, FLASHER TIMING with wrong knob
111	083.040	1	GREEN LENS, flasher indicitor
112	163.042	1	WASHER, chrome (behind lens)
113	083.130	1	SHADE, lens holder - bulb holder
114	084.123	1	BULB
115	083.115	1	BULB HOLDER
116	172.058	A/R	Clip, knob retaining
117	172.059	A/R	Pin, knob retaining
118	083.003	1	Bracket, horn push switch
119	083.004	1	Plate blanking, radio speaker grill
120	083.005	1	Grill, radio speaker
121	083.006	1	CHROME BEZEL, will fit all types
122	016.131	1	Insulation gasket, made from red fibre
123	162.584	2	Screw 6-32 UNC x 5/8" pan. pozi
124	164.023	2	Washer, spring
125	161.054	2	Nut 6-32 UNC
126	200.665	1	BEZEL NUT REMOVER: A slotted spanner made to fit the 3/4" & 7/8" diameter nuts. This original tool will save your nice re-painted dashboard from scratches.
127	162.060	A/R	Screw, relay fixing
128	163.013	A/R	Washer, plain
129	164.015	A/R	Washer, spring
130	161.024	A/R	Nut
131	133.980	1	SPEAKER MOUNT - Die stamped from fiberboard as original with pressed folds. Includes mounting brackets and fasteners. Factory instruction sheet included. (6" round style speaker is not included.)
132	185.614	1	SPEAKER FINISHING KIT - Includes plate blanking, speaker grill and Chrome bezel surround



Windscreen wiper & washer installation





1

Windscreen wiper motor, replacement type

Windscreen washer kit

55

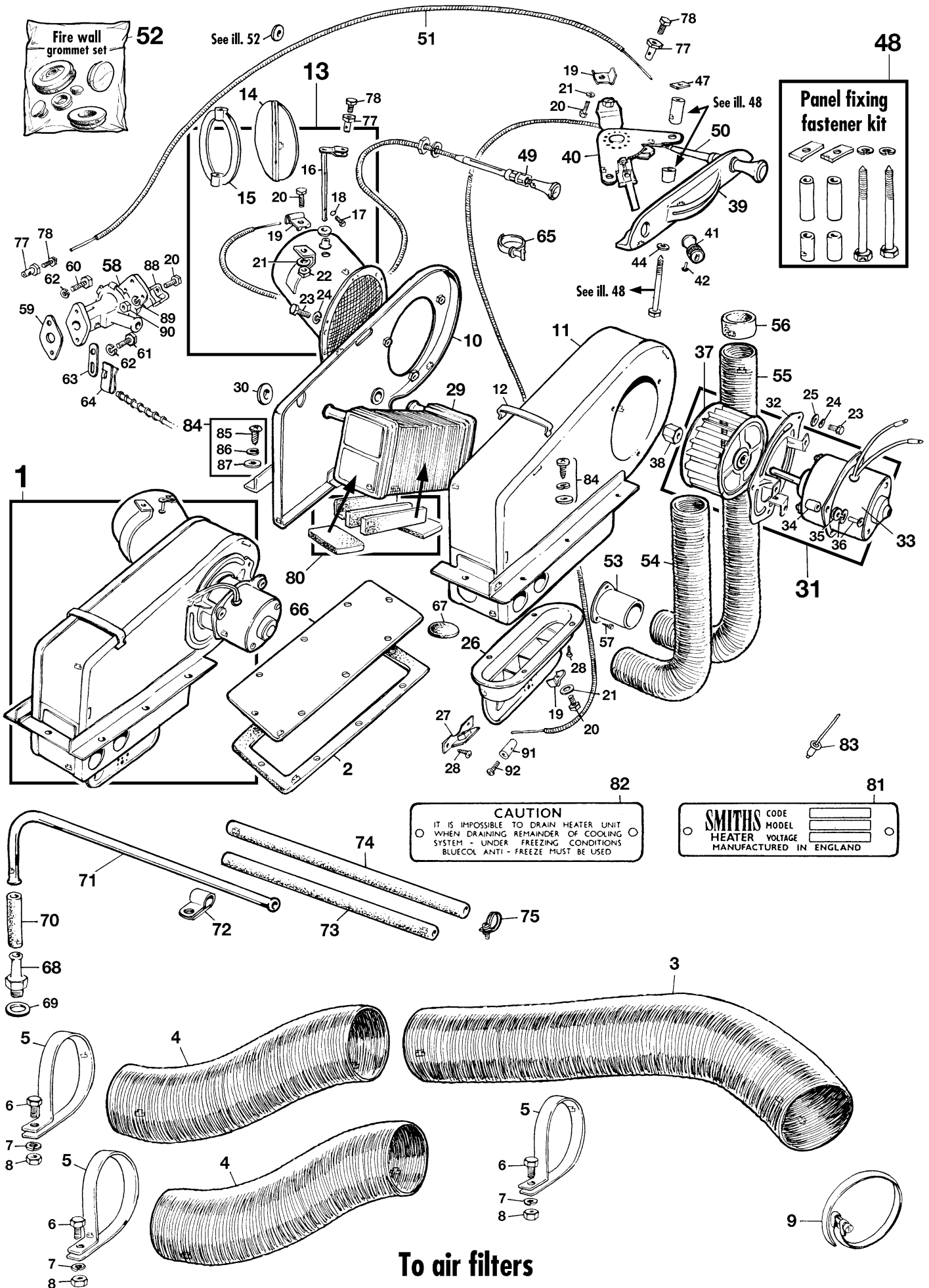




ILL N°	PART N°	QTY	DESCRIPTION
1	082.059	1	WINDSCREEN WIPER MOTOR, LESS GEAR. Replacement type, less studs & gear
	082.038	1	WINDSCREEN WIPER MOTOR, COMPLETE, ORIGINAL TYPE. n° 75297 DR2 supplied with gear
2	083.197	1	BRUSH SET
3	083.636	1	Brush gear
4	082.039	1	Armature
5	083.637	1	Coil fields
6	133.344	3	MOUNTING KIT, included buffer, stud, washers & nut
7	122.048	3	Buffer, motor mounting
8	083.638	1	Switch, adjusting
9	083.639	1	GEAR & SHAFT, 120°
10	172.698	1	Clip
12	083.644	1	Ferrule, rack outer tube to wiper motor
13	133.734	1	Bracket, wiper motor - upper
14	133.735	1	Bracket, wiper motor - lower
15	161.019	1	Nut, connection lower to upper bracket
16	164.012	1	Washer, spring
17	163.011	2	Washer, plain
18	164.015	2	Washer, spring
19	161.024	2	Nut
20	083.024	1	RACK, WHEELBOX DRIVING
21	054.175	1	Tube & nut, wiper motor to fist wheelbox
22	054.176	1	Tube, wheelbox to wheelbox
23	133.136	1	Tube, end piece
24	122.199	1	Grommet
25	161.349	1	Nut (included in 054.175)
26	083.023	2	WHEELBOX ASSEMBLY, less tubes and nut
27	083.641	2	Spindle and gear, to repair a wheelbox
28	122.201	2	Rubber bush, dust excluder
29	083.642	2	Bush, rear

ILL N°	PART N°	QTY	DESCRIPTION
30	083.134	2	SEAL, chrome bush to body
31	141.031	2	CONE, chrome plated
32	083.021	2	NUT, chrome plated
33	162.298	4	Screw, wheelbox closing
34	083.030	2	WIPER ARM, for LHD (left hand drive cars)
	083.031	2	Wiper arm for RHD cars only
35	083.032	2	WIPER BLAD assembly
36	083.047	2	WASHER JET
37	083.050	1	BOTTLE late type, "TUDOR" printed on
38	083.314	1	CAP and tube, late type
39	083.061	1	BRACKET
40	162.507	1	Screw set, 10 x screws, washers, nuts & spring washers.
41	083.046	1	AFTERMARKET REPLACEMENT WASHER PUMP. To be used with valve 083.755 (ill.53)
42	083.055	1	TUBING SET
43	083.056	1	'T' piece
44	083.054	1	VALVE, non return
45	083.058	A/R	Rubber strap for tubing
46	083.645	1	Original style PUMP waterjet control
47	083.646	1	Knob
48	161.350	2	Flat nuts
49	164.032	1	Washer, shakeproof
50	083.647	1	Chrome bezel (cup shape)
51	083.648	1	Spacer cup, behind dashboard
52	122.002	1	Grommet
	121.002	1	FIRE WALL GROMMET KIT
53	083.755	1	'T' piece with non return valve
54	165.123	2	Screw, terminal
55	086.277	1	Windscreen washer kit. Contents: Water bottle with "Tudor" print, bottle cap, bracket in "Tudor" blue, 'T' piece, non return valve, clear hoses in 2 dia. and chrome plated washer jets and nuts
56	165.715	4	Screw, cover plate



Heater installation





ILL N°	PART N°	QTY	DESCRIPTION
1	063.091	1	HEATER ASSEMBLY (incl. radiator core)
2	121.243	1	Pad, under the heater box
3	063.017	1	AIR HOSE, long (stretch to length)
4	063.025	2	AIR HOSE, short one to each side
5	101.043	3	Bracket, hose to body
6	162.046	3	Screw
7	164.015	3	Washer, spring
8	161.024	3	Nut
9	172.024	1	Clamp, hose to heater
10	063.006	1	Cover, front side
11	063.092	1	Side plates and cover, motor side
12	063.007	5	Clip, cover
13	063.008	1	Tube assembly, air intake
14	063.009	1	Flap, metal part
15	063.099	1	Seal, flap
16	063.093	1	Spindle
17	162.589	2	Screw
18	164.023	2	Washer, spring
19	172.300	3	Clamp, cable
20	162.051	4	Screw
21	164.016	4	Washer, shakeproof
23	162.298	6	Screw, 3/16" BFS
2,4	164.015	6	Washer, spring
25	163.007	3	Washer, plain
26	063.001	1	Outlet door, bottom heating
27	063.094	1	Bracket, cable clamp
28	162.050	6	Screw
29	063.004	1	Radiator core
30	063.005	2	Grommet
31	063.096	1	Motor and runner assembly
32	063.102	1	Mounting plate
33	063.105	1	MOTOR only
34	063.103	3	Distance piece
35	063.104	3	Grommet, silent block
36	172.282	3	Rivet
37	063.002	1	Runner, metal
	063.107	1	Runner, plastic
38	161.056	1	Nut, collet
39	063.010	1	PANEL, HEATER CONTROL
40	063.011	1	Control lever and switch
41	083.739	1	Knob 'B' blower command (pull)
42	162.583	1	Screw, knob locking
44	164.015	2	Washer, spring
46	063.097	2	Spacer, long
47	016.178	2	Fibre washer

ILL N°	PART N°	QTY	DESCRIPTION
48	162.328	1	FASTENER KIT, panel fixing
49	063.012	1	CONTROL CABLE, AIR INLET
50	063.013	1	CONTROL CABLE, TOP or BOTTOM
51	063.026	1	CONTROL CABLE, WATER VALVE
52	121.002	1	FIRE WALL GROMMET KIT
53	063.014	2	TUBE, distance
54	063.015	1	AIR TUBE, short
55	063.016	1	AIR TUBE, long
56	063.018	2	ADAPTOR
57	162.052	6	Screw, tube fixing
58	063.019	1	VALVE ASSEMBLY, water
59	016.028	1	GASKET
60	162.077	1	Screw, valve fixing-top
61	162.515	1	Screw, valve fixing-bottom
62	164.012	2	Washer, spring
63	133.741	1	Bracket for clip
64	172.062	1	Clip, thermo pipe
65	172.028	1	Cable strap, rubber
66	132.485	1	Cover plate, when heater is NOT installed
67	122.020	3	Grommet blanking, 3/8"
68	063.020	1	Union, water
69	168.015	1	Washer
70	063.021	1	HOSE, connection
71	063.022	1	PIPE, copper
72	172.025	2	CLIP, to inlet manifold top studs
73	063.023	1	HOSE, pipe to heater
74	063.027	1	HOSE, valve to heater
75	172.026	6	CLIP, wire type
77	172.056	3	TRUNNION, cable
78	162.135	3	SCREW, trunnion
80	063.101	1	FELT PAD KIT, buffer heater core to box. Kit includes all pieces required (cut to size) to mount core inside box.
81	085.025	1	Nameplate 'SMITHS'
82	085.026	1	Nameplate 'CAUTION'
83	152.014	4	Rivet
84	133.745	1	FASTENER KIT, heater to bulkhead (21 pcs.)
85	162.060	7	Screw, pan pozi head
86	164.015	7	Washer, spring
87	163.013	7	Washer, plain
88	172.023	1	Clamp, cable
89	164.015	1	Washer, spring
90	161.024	1	Nut
91	172.307	1	Trunion, heater door
92	162.060	1	Screw

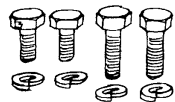


Chassis, floors & gearbox cover



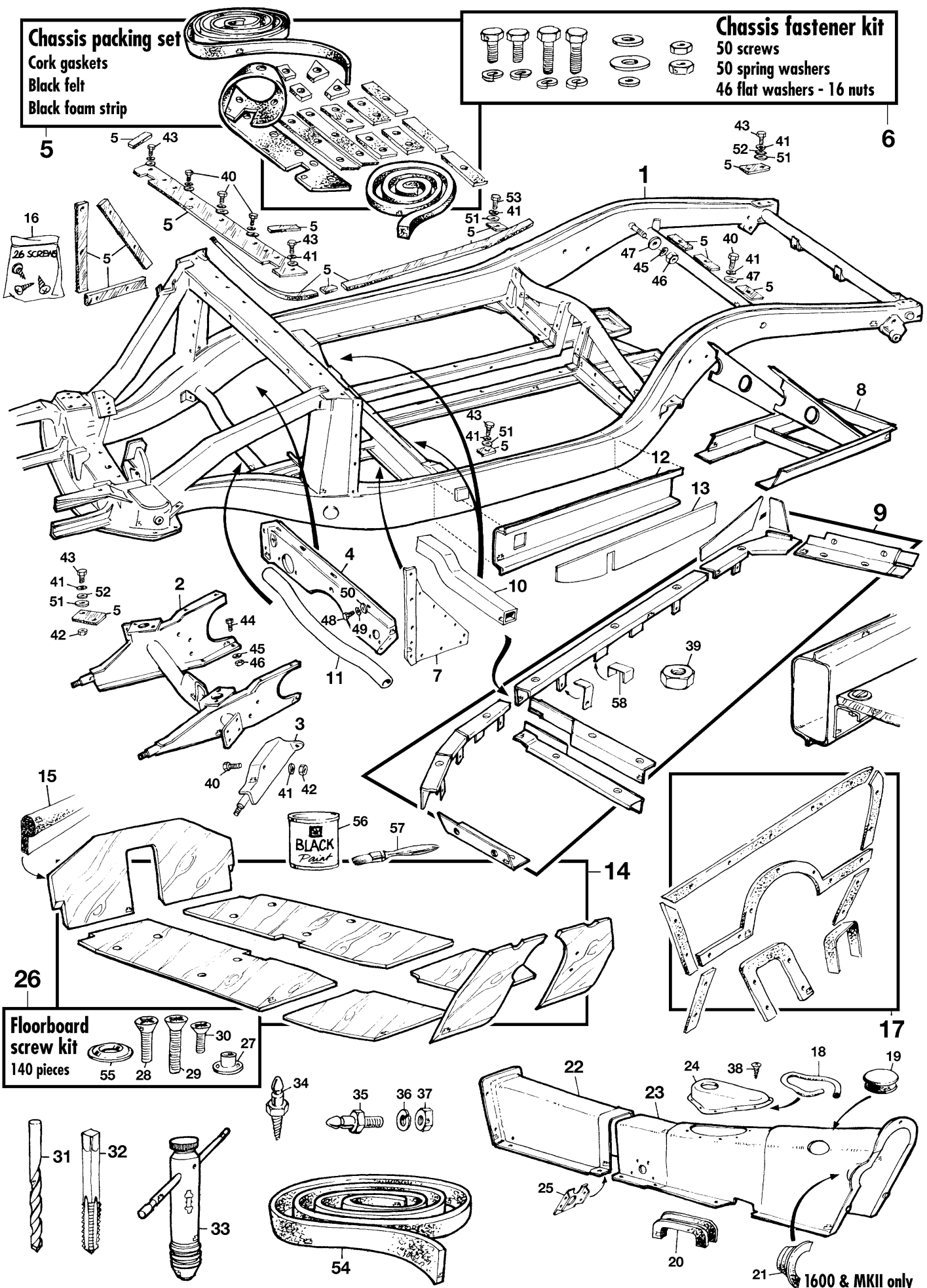
Chassis packing set

- Cork gaskets
- Black felt
- Black foam strip



Chassis fastener kit

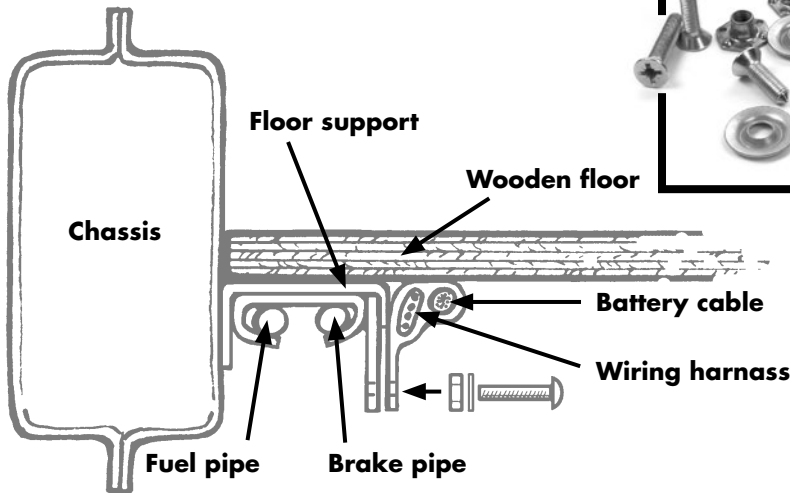
- 50 screws
- 50 spring washers
- 46 flat washers - 16 nuts



Floorboard screw kit

- 140 pieces
- 55
- 28
- 29
- 30
- 27
- 31
- 32
- 33
- 34
- 35
- 36
- 37
- 54

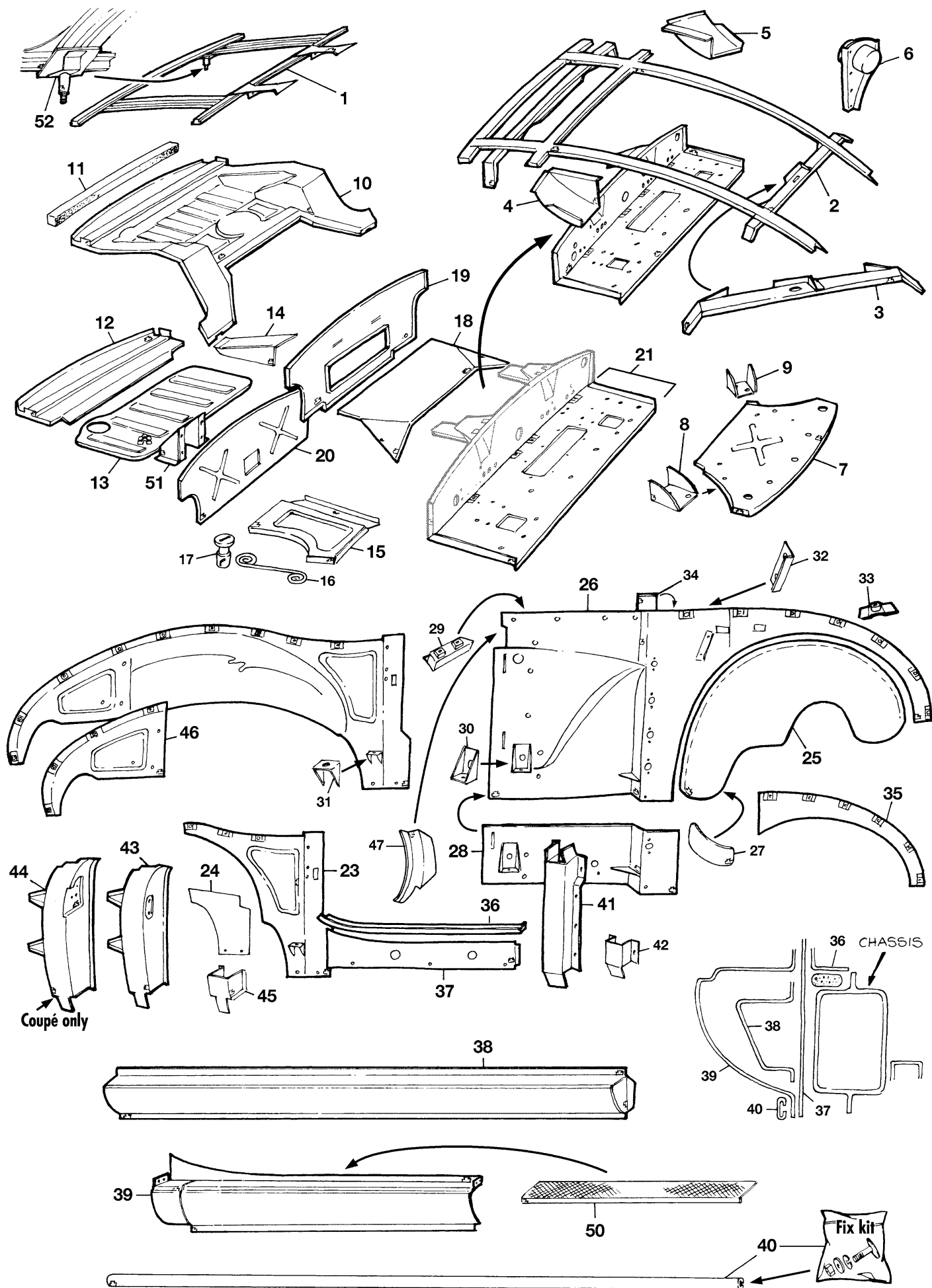
1600 & MKII only



26 Floorboard fastener kit

ILL N°	PART N°	QTY	DESCRIPTION
1	130.001	1	1500 CHASSIS, old NOT reconditioned
	130.021	1	1500 CHASSIS, reconditioned
	130.022	1	1600 CHASSIS, old NOT reconditioned
	130.023	1	1600 CHASSIS, reconditioned
	130.024	1	MKII CHASSIS, old NOT reconditioned
	130.025	1	MKII CHASSIS, reconditioned
2	131.005	1	EXTENTION ASSEMBLY front
3	132.003	1	RH Bumper support
	132.004	1	LH Bumper support
4	131.004	1	Plate, toeboard
5	132.002	1	PACKING KIT, body to frame
6	133.746	1	FASTENER KIT, body and extension to chassis
7	132.001	1	PAIR ALLU. COVER PLATES
8	132.109	1	RH BATTERY BOX
	132.110	1	LH BATTERY BOX
9	132.486	1	CHASSIS FLOORBOARD CHANNEL KIT, for 2 sides. This kit contains all rails to be welded on the chassis. Each rail is a perfect copy of the original, even the welded nuts end cable brackets are made to the original specifications.
10	132.487	2	Box repair section, 60 cm (cut to fit RH or LH)
11	132.488	1	CROSS TUBE, as this is the lower part of the chassis, it is often badly damaged and in need of repair.
12	131.450	2	Outer side repair piece
	131.451	2	Inner side repair piece
13	131.454	2	RH or LH outer side repair piece, flat
	131.455	2	RH or LH inner side repair piece, flat
14	131.188	1	FLOOR BOARD PANEL KIT, 7 pieces. Made from waterproof plywood. Our floorboards are with the correct edges and scraped out as needed. The fixing holes are not yet done, so you can drill at the correct place according to your chassis repair work. For 1600 or MKII a small section has to be removed for the starter motor drive end.
15	121.035	1	Seal, rear panel
16	133.747	1	SCREW KIT, aluminum plates to chassis
17	121.244	1	FELT KIT, for toeboard and tunnel
18	121.245	1	SEAL, gearbox tower cover to tunnel
19	121.010	1	PLUG, gearbox oil filler hole
20	122.045	2	RUBBER SEAL, gearbox cover to chassis
21	121.079	1	RUBBER COVER, starter motor
22	131.039	1	TUNNEL drive shaft
	131.448	1	TUNNEL drive shaft with seat belt fixing point

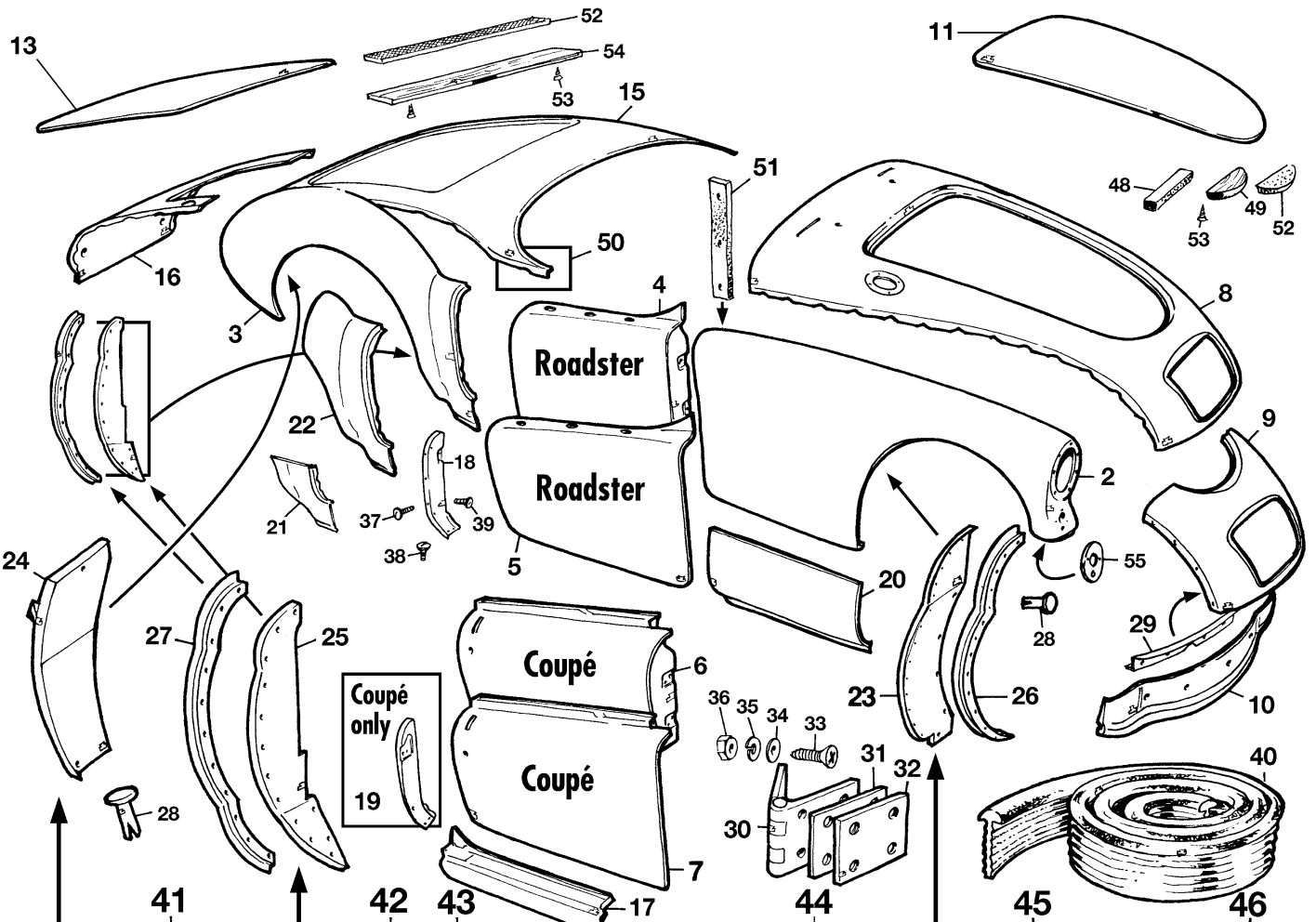
ILL N°	PART N°	QTY	DESCRIPTION
23	131.037	1	1500 TUNNEL GEARBOX COVER
	131.449	1	1600 & MKII TUNNEL GEARBOX COVER
24	131.038	1	COVER, gearbox tower 1500
	132.548	1	COVER, gearbox tower 1600 & MK 11
25	133.748	2	Plate, tunnel cross reinforcement
26	133.749	1	FASTENER KIT, FLOORBOARDS - 140 pieces
27	161.131	10	'T' NUTS, 1/4" UNF for seat fixing & bracket accelerator pedal stop.
28	162.146	62	Screw, 1/4" UNF counter sunk x 1" long
29	162.303	3	Screw, 1/4" UNF x 1.1/4", board & clip fixing,
30	162.591	2	Screw, 1/4" UNF x 3/4", at gearbox cover top
31	200.545	1	Drill 5.5mm, correct size to drill before tapping new thread 1/4" UNF.
32	200.473	1	TAB 1/4" UNF to retop the floorboard nuts
	200.474	1	TAB 5/16" UNF to retop the chassis threads
33	200.459	1	TABWRENCH RATCHET
34	152.001	12	Fastener, floorboard
35	152.002	4	Fastener, toeboard
36	164.015	4	Washer, spring
37	161.024	4	Nut
38	162.063	8	Screw, tower cover to gearbox cover
39	161.313	A/R	Spot weld nut 1/4" UNF
40	162.005	11	Screw, 5/16" UNF x 3/4"
41	164.002	41	Washer, spring, 5/16"
42	161.002	6	Nut, bumper brackets
43	162.020	20	Screw, 5/16" x 1"
44	162.056	8	Screw, front extension to chassis
45	164.006	10	Washer, spring
46	161.026	10	Nut
47	163.014	4	Washer, plain
48	162.077	9	Screw, toeboard panel
49	164.012	9	Washer, spring
50	163.010	9	Washer, plain
51	163.008	25	Washer, plain, large and heavy
52	163.001	8	Washer, plain, small and heavy
53	162.057	2	Screw, 'B' post lower
54	121.089	A/R	Black felt strip, 33mm wide, 5 mm thick
	121.274	1	Seal, body kit. Black paste to put between floor boards and chassis. Will not dry out, stays soft.
55	163.029	66	Special countersunk washers
56	186.147	1	1L. black paint for wood
57	200.602	1	Brush
58	054.170	1	Brake pipe fitting kit





ILL N°	PART N°	QTY	DESCRIPTION
1	131.478	1	REINFORCEMENT, tonneau panel roadsters
2	131.479	1	REINFORCEMENT, bonnet surround
3	131.286	1	CROSS BAR, bonnet shut plate
4	132.013	1	RH AIR DUCT BOX
5	132.014	1	LH AIR DUCT BOX
6	132.015	1	RH TUBE & RADIATOR SUPPORT
	132.016	1	LH TUBE & RADIATOR SUPPORT
7	132.017	1	RADIATOR DUCT PANEL. To be shortened - For Twin Cam
8	132.018	1	RH Bracket
9	132.019	1	LH Bracket
10	131.033	1	BOOT FLOOR ASSEMBLY
11	134.181	1	FELT BLOCK, between near and body
12	131.130	1	REPAIR PANEL, boot floor rear end
13	131.197	1	REPAIR PANEL, ribbed floor part
14	132.495	1	PAIR SIDE REPAIR PANELS
15	132.030	1	RH SIDE PANEL, battery cover
	132.031	1	LH SIDE PANEL, battery cover
16	171.004	2	SPRING
17	172.029	2	FASTENER, battery panel
18	132.033	1	PANEL, BATTERY COVER
19	132.032	1	BULKHEAD PANEL, rear roadsters
	132.496	1	BULKHEAD PANEL, rear early coupé, 1500
20	132.497	1	BULKHEAD PANEL, rear late coupé, 1600
21	131.203	1	BULKHEAD PANEL, bottom section only (Not Twin Cam)
23	132.020	1	RH REPAIR PANEL, 'B' post side - roadster
	132.021	1	LH REPAIR PANEL, 'B' post side - roadster
	132.498	1	RH REPAIR PANEL, 'B' post side - coupé
	132.499	1	LH REPAIR PANEL, 'B' post side - coupé
24	132.500	1	RH REPAIR PANEL, bottom part only
	132.501	1	LH REPAIR PANEL, bottom part only
25	131.024	1	RH FRONT INNER WHEEL ARCH
	131.025	1	LH FRONT INNER WHEEL ARCH
26	131.026	1	RH FRONT INNER PANEL
	131.027	1	LH FRONT INNER PANEL
27	132.502	1	RH REINFORCEMENT, wheel well
	132.503	1	LH REINFORCEMENT, wheel well
28	132.504	1	RH BOTTOM repair panel
	132.505	1	LH BOTTOM repair panel

ILL N°	PART N°	QTY	DESCRIPTION
29	133.698	1	RH BRACKET, windscreen pillar piping
	133.699	1	LH BRACKET, windscreen pillar piping
30	133.700	2	BRACKET, front
31	133.701	1	RH BRACKET, rear
	133.702	1	LH BRACKET, rear
32	133.764	2	Bracket, splash plate
33	133.765	A/R	NUT on plate
34	134.182	2	'U' profile channel
35	132.506	1	RH front part, inner panel
	132.507	1	LH front part, inner panel
36	132.034	1	RH PLATE, body to chassis
	132.035	1	LH PLATE, body to chassis
37	132.376	1	RH SILL CLOSING PLATE
	132.377	1	LH SILL CLOSING PLATE
38	131.480	1	RH INNER SILL
	131.481	1	LH INNER SILL
39	132.037	1	RH OUTER SILL, ROCKER PANEL
	132.038	1	LH OUTER SILL, ROCKER PANEL
40	150.003	1	PAIR FINISHER STRIPS + FIXINGS
41	132.508	1	RH 'A'POST ASSEMBLY
	132.509	1	LH 'A'POST ASSEMBLY
42	133.766	1	RH bottom piece, 'A' post repair
	133.767	1	LH bottom piece, 'A' post repair
43	132.510	1	RH 'B'POST ASSEMBLY - roadster
	132.511	1	LH 'B'POST ASSEMBLY - roadster
44	132.465	1	RH 'B'POST ASSEMBLY - coupé
	132.466	1	LH 'B'POST ASSEMBLY - coupé
45	133.768	1	RH bottom piece, 'B' post repair
	133.769	1	LH bottom piece, 'B' post repair
46	132.121	1	RH REAR OF REAR repair panel
	132.122	1	LH REAR OF REAR repair panel
47	133.770	1	RH joint piece, 'A' post to top panel
	133.771	1	LH joint piece, 'A' post to top panel
50	185.149	1	PAIR Threshold plates. Not original but usefull to protect sills from scratches and marks.
51	133.763	1	Bracket, spare wheel, coupé 1600
52	133.777	1	Bracket & pin for boot lever



- Fixing kit for 2 rear side of the rear wing splash plates**
- 8 x 162.029
 - 8 x 164.012
 - 8 x 163.011

- Fixing kit for 2 front side of the rear wing splash plates**
- 4 x 162.029
 - 4 x 164.012
 - 4 x 163.011
 - 4 x 161.019
 - 4 x 162.588
 - 4 x 163.010


- Fixing kit for 2 rear wings**
- 22 x 162.460
 - 22 x 164.002
 - 20 x 163.015
 - 2 x 163.008
 - 4 x 162.051
 - 4 x 164.015
 - 4 x 163.043

- Fixing kit for 2 front wings**
- 5 x 162.592
 - 21 x 162.460
 - 26 x 164.002
 - 22 x 163.015
 - 2 x 163.008
 - 2 x 163.001
 - 6 x 162.051
 - 6 x 164.015
 - 6 x 163.043

- Fixing kit for 2 front splash plates**
- 16 x 162.029
 - 16 x 164.012
 - 16 x 163.011
 - 2 x 162.051
 - 2 x 164.015
 - 2 x 163.043

- Fixing kit for 1 front valance fixing kit**
- 14 x 162.051
 - 14 x 164.015
 - 14 x 163.043

Rear wing panel, metal



Front valance, metal

IMPORTANT INFO

Fitting MGA front or rear wings.

Always start from the door and work your way towards the front or rear. Once the gap is perfect at the door, you can start towards the rear or front by fixing one hole at a time. Do not worry about the shape between each fixing screw. Once all screws are fixed you can adjust the metal using a repoussé hammer and a mullet for planishing and forming. If the wings are too long or too short at the front or back, undo the 20 cm of spotwelding at the shroud. Pull until both panels are even and re-weld the shroud at the proper place.

Fixing kit for 2 door hinges

- 32 x 162.593
- 16 x 163.011
- 16 x 164.012
- 16 x 161.019
- 10 x 133.002
- 4 x 133.003



Important info ! fixing the fidely piping between body panels

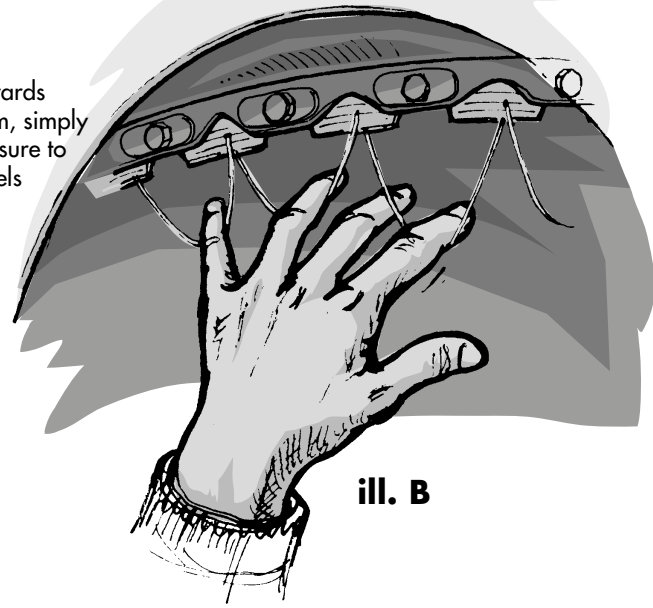
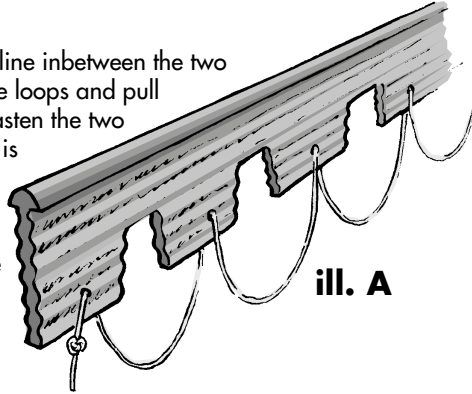
It's a tricky job getting the piping in just the right place when fixing the body panels together!
The illustrations and tips below should make this a lot easier.

ill. A)

When tightening the panels together, the piping inbetween tends to move upwards leaving an untidely finished piping between your panels. To avoid this problem, simply thread fishing line (nylon) in loops along the bottom of the piping. Also make sure to cut out spaces along the bottom of the piping where the bolts connect the panels

ill. B)

Place the piping with fishing line inbetween the two panels. Put your fingers in the loops and pull down the piping while you fasten the two panels together. This method is easier and ensures a perfect fit when done properly.
After the panels and piping are secured, you can remove the fishing line with a lighter, sigarette or sharp knife.

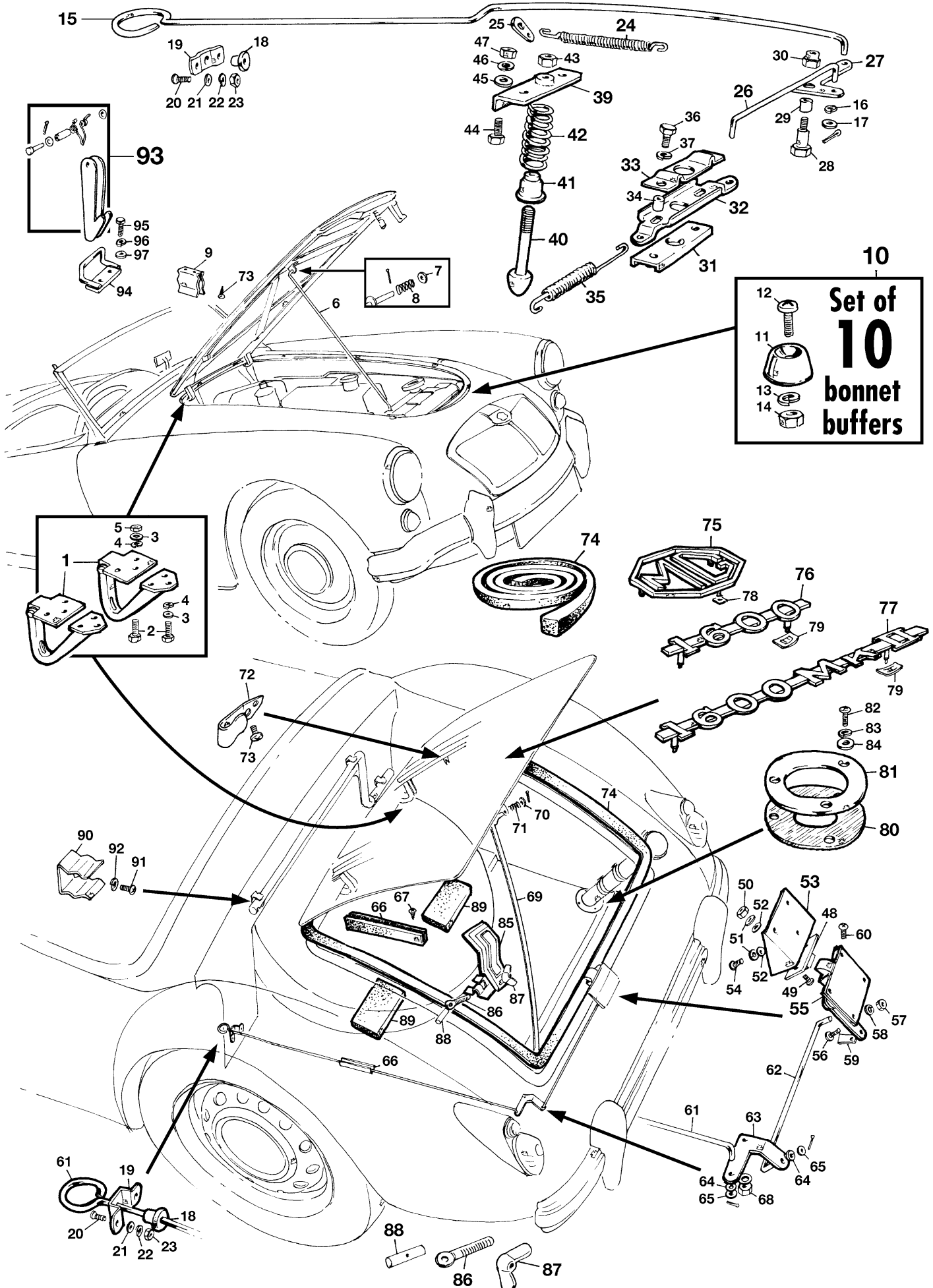


ILL N°	PART N°	QTY	DESCRIPTION
2	131.006	1	RH FRONT WING, metal
	131.007	1	LH FRONT WING, metal
	131.008	1	RH front wing, aluminium
	131.009	1	LH front wing, aluminium
3	131.012	1	RH REAR WING, metal
	131.013	1	LH REAR WING, metal
	131.014	1	RH rear wing, aluminium
	131.015	1	LH rear wing, aluminium
4	131.464	1	RH DOOR ASSEMBLY, roadster
	131.465	1	LH DOOR ASSEMBLY, roadster
5	131.018	1	RH DOOR SKIN, roadster
	131.019	1	LH DOOR SKIN, roadster
6	131.466	1	RH, LHD DOOR ASSEMBLY, coupé
	131.467	1	LH, LHD DOOR ASSEMBLY, coupé
7	131.468	1	RH, LHD DOOR SKIN, coupé
	131.469	1	LH, LHD DOOR SKIN, coupé
8	131.094	1	PANEL, bonnet & grill surround
9	131.030	1	PANEL, grill surround
10	131.028	1	FRONT VALANCE, metal
	138.052	1	FRONT VALANCE, aluminium
11	131.023	1	1500 BONNET ASSEMBLY
	131.470	1	1600, MK2 & TWIN CAM BONNET ASSEMBLY
13	131.022	1	BOOT LID ASSEMBLY
	131.201	1	BOOT LID SKIN, ALLOY
15	131.095	1	TONNEAU PANEL ASSEMBLY
16	131.202	1	REPAIR PANEL, tonneau panel
17	132.037	1	RH OUTER SILL PANEL
	132.038	1	LH OUTER SILL PANEL
18	132.040	1	RH PILLAR SHUT PANEL, roadster
	132.041	1	LH PILLAR SHUT PANEL, roadster
19	132.463	1	RH PILLAR SHUT PANEL, coupé
	132.464	1	LH PILLAR SHUT PANEL, coupé
20	132.006	1	RH REPAIR PANEL, front wing, lower part
	132.007	1	LH REPAIR PANEL, front wing, lower part
21	132.008	1	RH REPAIR PANEL, rear wing, lower part
	132.009	1	LH REPAIR PANEL, rear wing, lower part
22	132.010	1	RH REPAIR PANEL, rear wing
	132.011	1	LH REPAIR PANEL, rear wing
23	132.022	1	RH SPLASH PLATE, front wing
	132.023	1	LH SPLASH PLATE, front wing

ILL N°	PART N°	QTY	DESCRIPTION
24	132.025	1	RH SPLASH PLATE, rear of rear wing
	132.026	1	LH SPLASH PLATE, rear of rear wing
25	132.027	1	RH SPLASH PLATE, Front of rear wing
	132.028	1	LH SPLASH PLATE, front of rear wing
26	121.101	1	RH SEAL, front
	121.102	1	LH SEAL, front
27	121.103	1	RH SEAL, rear
	121.104	1	LH SEAL, rear
28	152.080	1	RIVET KIT, 56 pieces
29	132.188	1	CURVED STRIP with captive nuts. Front valence fixing strip.
30	133.001	4	DOOR HINGE
31	133.002	A/R	PACKING, shim 1 mm
32	133.003	4	Tapping plate
33	162.593	32	Screw
34	163.011	16	Washer, plain
35	164.012	16	Washer, spring
36	161.019	16	Nut
37	162.049	6	Screw, side fixing
38	162.100	4	Screw, bottom fixing
39	162.603	4	Screw, front fixing
40	150.002	1	PIPING SET, ORIGINAL COLOUR SILVER-GREY. One set will do for 4 wings (7 meter)
41	133.750	1	FIXING KIT, for 2 rear of rear splash plates
42	133.751	1	FIXING KIT, for 2 front of rear splash plates
43	133.752	1	FIXING KIT, for 2 rear wings
44	133.753	1	FIXING KIT, for 2 front wings
45	133.754	1	FIXING KIT, for 2 front splash plates
46	133.755	1	FIXING KIT, front valence
47	133.756	1	FIXING KIT, for 2 doors
48	132.005	1	FELT PAD, bonnet to radiator
49	133.757	1	BATTEN, wood, bonnet stiffener
50	133.761	1	RH repair panel, rear deck
	133.762	1	LH repair panel, rear deck
51	133.830	A/R	Adjusting strip, originally fitted between front wing and body to adjust the wing according to the door (when trim panels would be fitted)
52	150.397	1	Felt pads, wood battens to aluminium (bonnet end boot lid)
53	162.297	4	Screw
54	150.398	1	Batten, wood, boot lid
55	133.978	2	Tapping plate for "1500" front lamp fixing. Welds to inside front wing
	133.979	2	Dished topping plate for "1600"



Bonnet & boot fittings, seals & locks



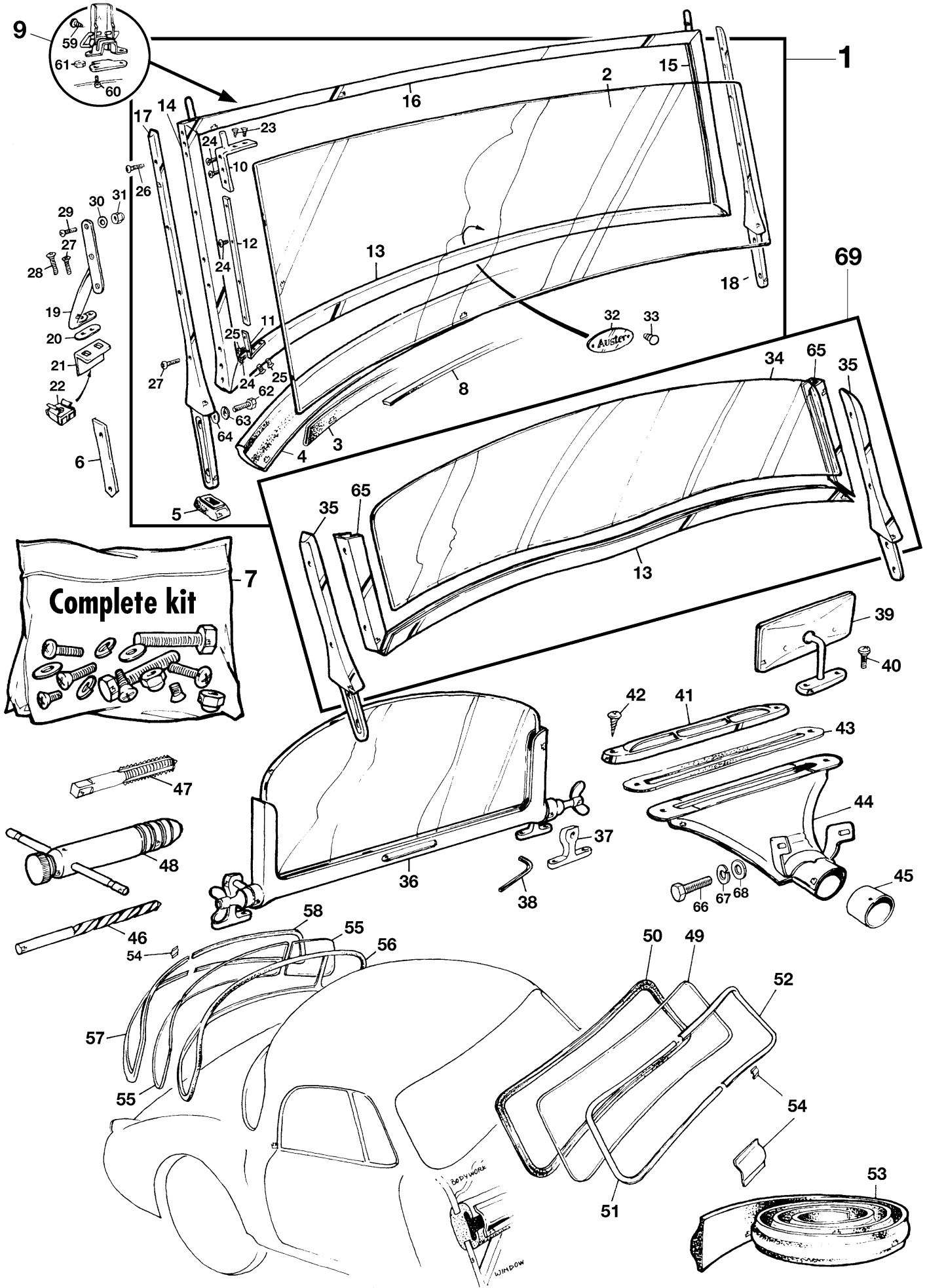



ILL N°	PART N°	QTY	DESCRIPTION
1	133.007	2	PAIR HINGES, bonnet or boot lid
2	162.051	24	Screw, fixing
3	163.013	24	Washer, plain
4	164.015	24	Washer, spring
5	161.024	12	Nut
6	150.007	1	ROD, BONNET LID
7	163.001	1	Washer, plain
8	171.005	1	Spring
9	172.034	1	CLIP, bonnet rod
10	133.023	1	KIT, BONNET BUFFERS & FITTINGS
11	122.067	10	Buffer, bonnet
12	162.320	10	Screw
13	164.023	10	Washer, spring
14	161.054	10	Nut
15	150.008	1	ROD, bonnet
16	164.017	3	Spring washer, rod
17	163.013	3	Washer, plain
18	133.014	2	Grommet, buffer for rod front & rear
19	133.013	2	Plate, grommet retaining
20	162.320	4	Screw
21	163.012	4	Washer, plain
22	164.023	4	Washer, spring
23	161.054	4	Nut
24	171.006	1	Spring, anti rattle
25	163.033	1	Plate, spring tension
26	133.024	1	ROD, connection
27	133.025	1	Lever
28	162.064	1	Bolt, lever pivot
29	133.026	1	Tube, distance
30	161.047	1	Nut, self locking 3/16" UNF
31	133.027	1	Support, slider
32	133.028	1	Slider, bonnet catch
33	133.029	1	Guide plate
34	133.030	2	Tube, distance
35	171.007	1	Spring, tension
36	162.065	2	Screw, fixing catch
37	164.012	2	Washer, spring
39	133.032	1	Bracket
40	133.033	1	Pin
41	133.034	1	Cup, spring retaining
42	133.035	1	Spring
43	161.009	1	Nut
44	162.029	2	Screw
45	163.011	2	Washer, plain
46	164.012	2	Washer, spring
47	161.019	2	Nut
48	133.008	1	STRIKER PLATE
49	162.059	2	Screw

ILL N°	PART N°	QTY	DESCRIPTION
50	161.024	2	Nut
51	164.015	5	Washer, spring
52	163.013	5	Washer, plain
53	133.009	1	Bracket, striker to boot lid
54	162.051	3	Screw
55	133.010	1	LOCK ASSEMBLY, BOOT LID
56	162.060	2	Screw
57	161.024	2	Nut
58	164.015	2	Washer, spring
59	016.178	1	Fibre packing
60	162.467	1	Screw
61	150.004	1	ROD, BOOT LID (long)
62	150.005	1	ROD, LEVER TO LOCK
63	133.012	1	Lever
64	164.017	3	Double spring washer
65	163.013	3	Washer, plain
66	133.015	1	Channel, rod guide
67	162.061	2	Screw
68	161.061	1	Nut, self locking 1/4" UNF
69	150.006	1	ROD, BOOT LID SUPPORT
70	163.001	1	Washer, plain
71	171.005	1	Spring
72	172.030	1	CLIP, rod to boot lid
73	162.467	2	Screw
74	132.039	1	RUBBER, boot lid sealing & push up
75	141.001	1	BOOT LID BADGE 'MG'
76	141.002	3	BADGE '1600' on boot lid & near air vents
77	141.003	3	BADGE '1600 MKII' on boot lid & near air vents
78	172.031	13	Clips for 'MG' boot lid badge
79	172.033	14	Clips for air vents & 1600 or 1600 MKII badge
80	133.016	1	SEAL, petrol filler
81	133.017	1	RETAINING PLATE, seal
82	162.060	3	Screw
83	164.015	3	Washer, spring
84	163.016	3	Washer, plain
85	133.018	1	CLAMP, SPARE WHEEL
86	133.019	1	Bolt, spare wheel damp, 9/16" UNF
87	133.020	1	Wing nut
88	133.021	1	Pin
89	133.022	2	FELT, to fit under the spare wheel
90	172.032	3	CLIP, starting handle
91	162.063	3	Screw
92	164.015	3	Washer, spring
93	133.005	1	SAFETY CATCH, bonnet
94	133.004	1	HOOK, safety catch
95	162.051	2	Screw
96	164.015	2	Washer, spring
97	163.013	2	Washer, plain



MGA 1955-1962 Windscreens



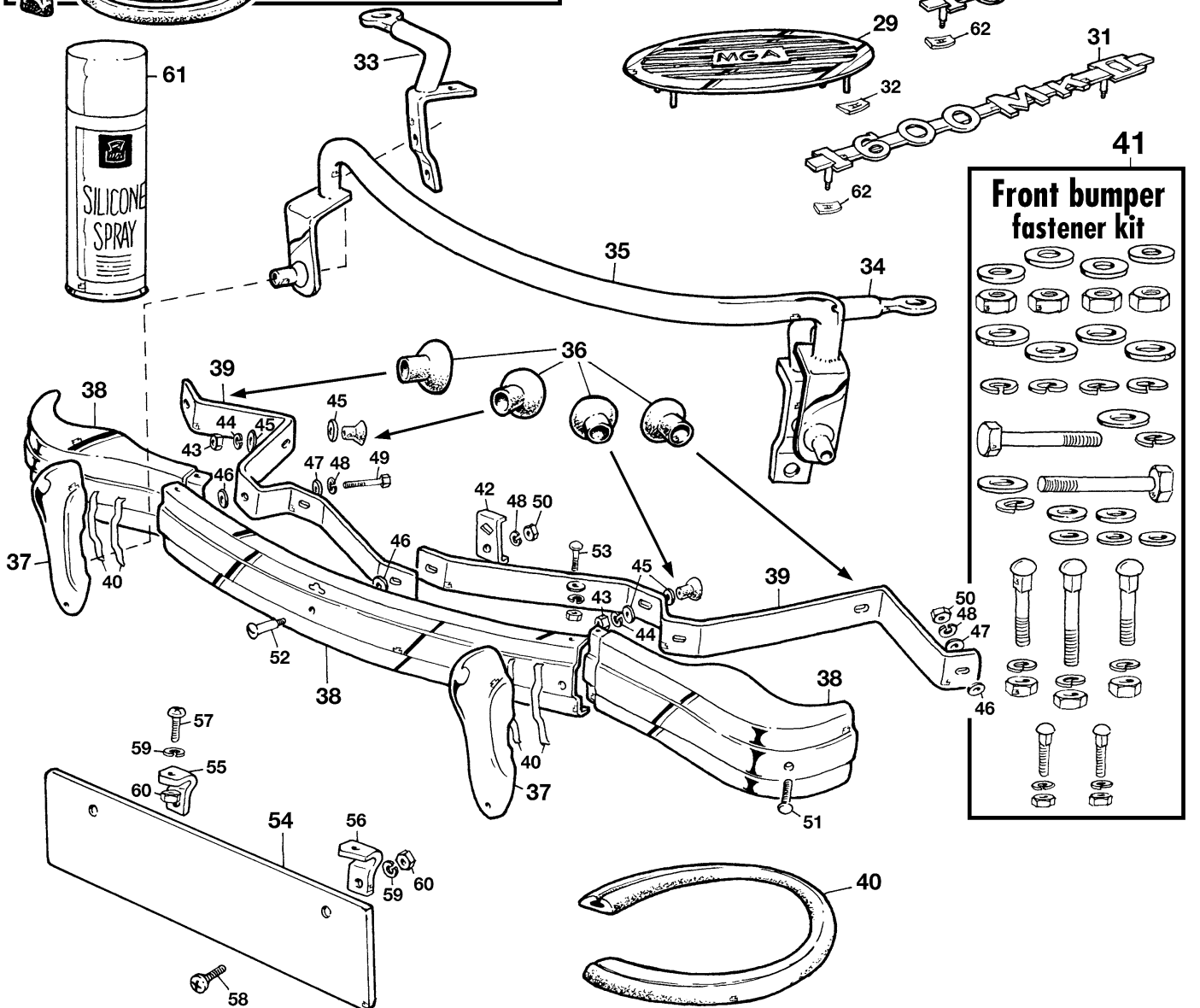
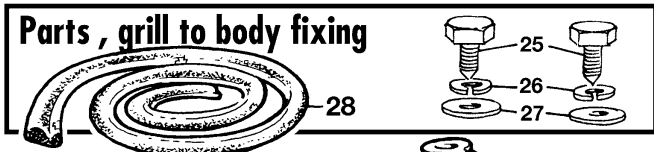
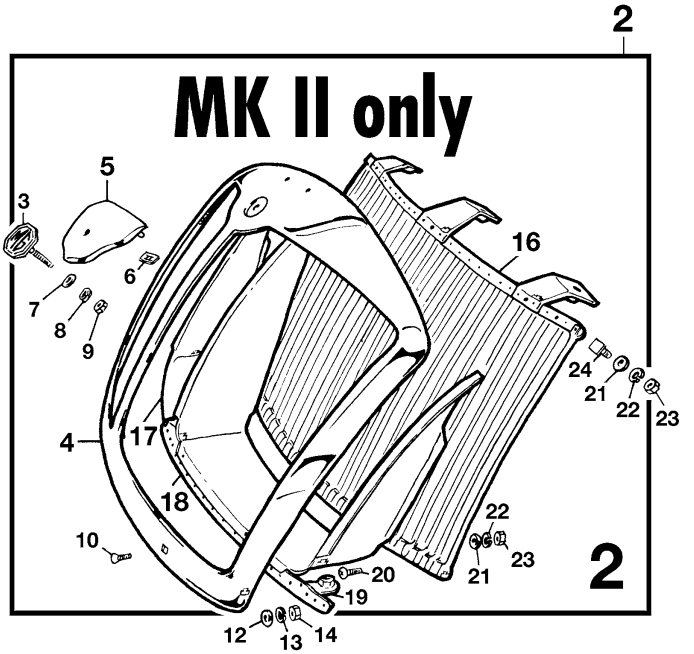
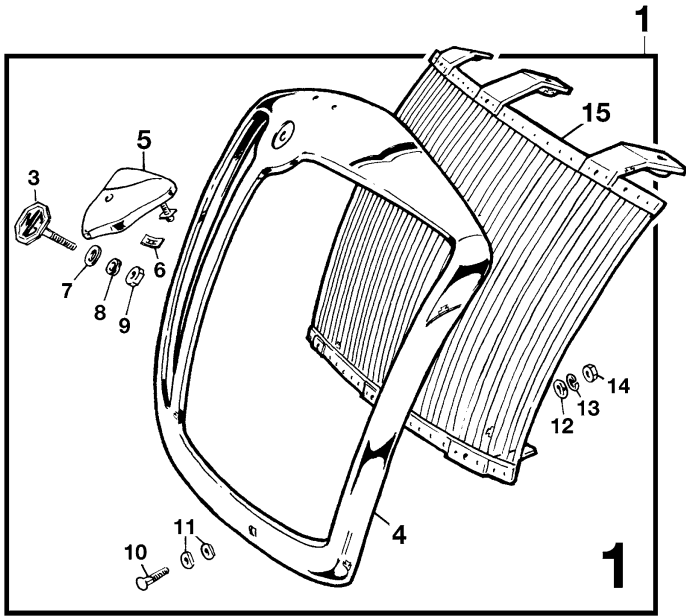


34

**Racing
windscreens,
clear or tinted**

ILL N°	PART N°	QTY	DESCRIPTION
1	140.210	1	WINDSCREEN ASSEMBLY, EXCHANGE BASE Rebuilt and re-chromed windscreen incl. seals and pillars. Excluding grab handle. Your old unit may not be damaged, dented or bent.
2	120.001	1	WINDSCREEN GLASS
	120.301	1	WINDSCREEN GLASS, TINTED
3	121.003	1	WINDSCREEN GLAZING RUBBER
4	121.004	1	WINDSCREEN TO BODY SEAL
5	121.006	2	SEAL, PILLAR TO BODY
6	121.007	A/R	FIBRE, ADJUSTING PILLAR > BODY
7	141.006	1	SCREW KIT, WINDSCREEN ASSEMBLING. Included are all screws for re-assembling the windscreen frame, brackets, pillars to frame, handgrip to frame & body and finally to screw the frame to the body. Not included are the screws for the hood catch, 'Auster' badge and the special nut in clip (under the handgrip)
8	134.183	1	WOOD BUFFER, to put in the centre of bottom rail
9	141.110	1	HOOD CATCH KIT, MG crested (incl.fasteners)
10	141.027	1	RH TOP BRACKET
	141.028	1	LH TOP BRACKET
11	141.029	2	BOTTOM BRACKET
12	141.111	2	SIDE TAPPING PLATE
13	140.219	1	Bottom rail
14	140.220	1	RH frame piece
15	140.221	1	LH frame piece
16	140.222	1	Top rail
17	140.004	1	RH (O) Pillar
18	140.00.5	1	LH (N) Pillar
19	141.004	1	RH GRAB HANDLE
	141.005	1	LH GRAB HANDLE
20	016.132	2	Packing, grab handle top body
21	133.334	2	Bracket, re-inforcement grab handle
22	161.335	4	Nut into clip
23	162.351	4	Screw, chrome countersunk raised head 2BA x 5/16" pozidrive
2,4	162.304	10	Screw, float countersunk, 2BA x 5/16" pozi.
25	162.115	4	Screw, fiat countersunk, 2BA x 1/4" slotted
26	162.306	6	Screw, chrome countersunk raised head 2BA x 5/8" pozidrive
27	162.352	4	Screw, chrome countersunk raised head 2BA x 3/4" pozidrive
28	162.355	2	Screw, chrome countersunk raised head 2BA x 1 " pozidrive
29	162.607	6	Screw, float countersunk, 2BA x 7/16"
30	163.013	6	Washer, plain
31	161.048	6	Nut, dome chrome 2BA
32	085.022	1	Nameplate 'AUSTER'
33	172.178	2	Rivet

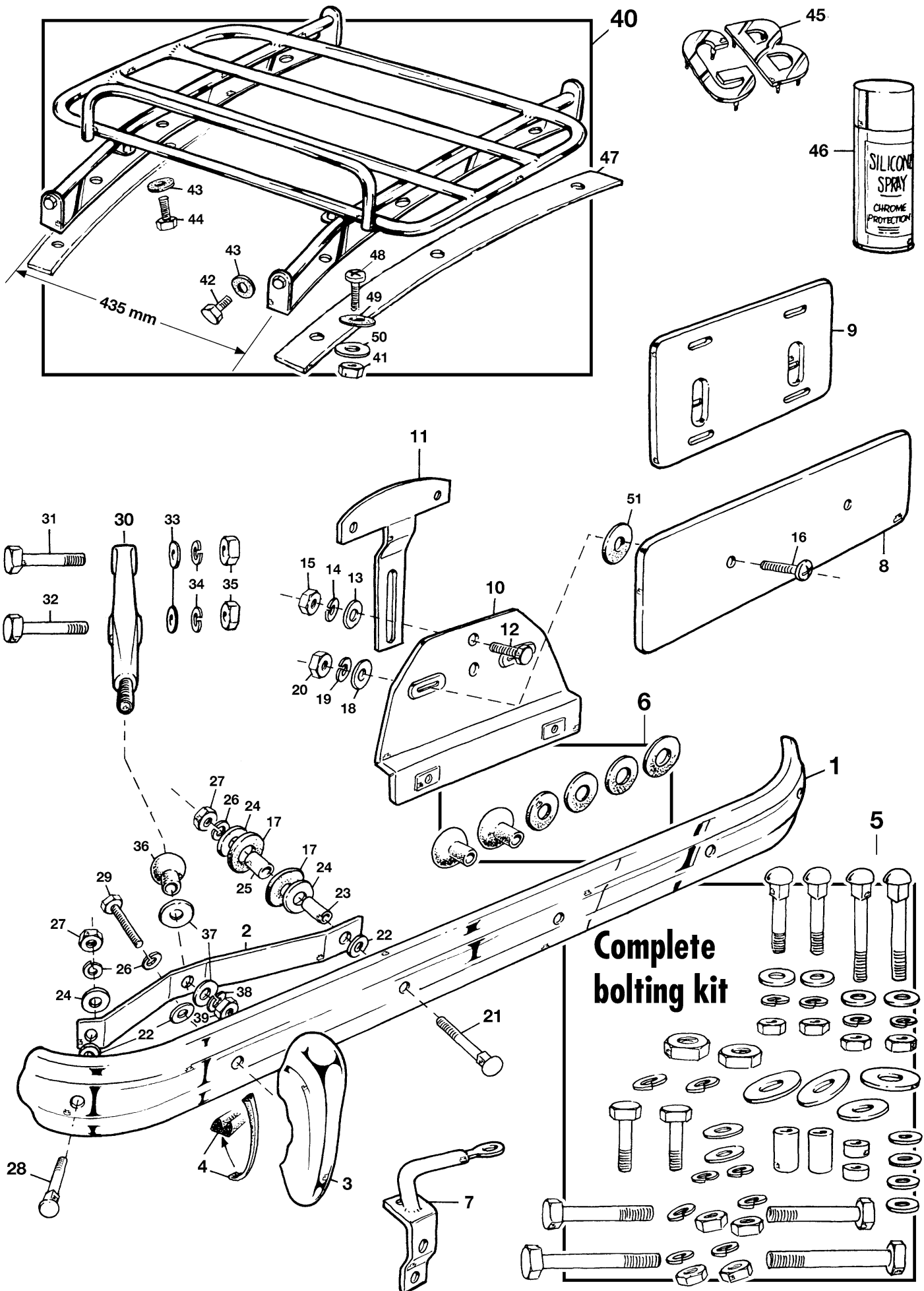
ILL N°	PART N°	QTY	DESCRIPTION
34	120.054	1	Clear windscreen, racing
	120.287	1	Tinted windscreen, racing
35	141.417	1	Pair short stachions, alloy
36	185.017	2	AEROSCREEN ASSEMBLY. Made From safety glass, a polished aluminium frame, chrome on brass feet and adjusting wing nuts.
37	141.156	A/R	Spare foot
38	200.374	1	Spare key, for fixing screws, screen to feet,
39	141.009	1	Interior mirror, gold painted (original)
	141.849	1	Interior mirror, chrome plated (not original)
40	162.117	2	Screw, mirror fixing
41	141.010	2	FINISHER, DEFROSTER
42	162.100	4	Screw, tap
43	016.284	2	FELT, defroster to body
44	133.775	2	Nozzle defroster
45	063.018	2	Joint ring, nozzle to air tube
46	200.537	1	Drill, correct size before tapping 2BA
47	200.520	1	TAP 2BA
48	200.458	1	TAPWRENCH, ratchet
49	120.006	1	FRONT WINDSCREEN GLASS
50	121.075	1	SEAL, FRONT GLASS
51	140.215	1	RH front finisher strip, original type
52	140.216	1	LH front finisher strip, original type
53			ALTERNATIVE seal finisher, made from plastic. Before fitting, put the plastic in very hot water so it goes soft and becomes easier to bend in the corners.
	121.238	1	Front finisher, repro.
	121.240	1	Rear finisher, repro
54	141.400	4	Joint piece, finishers
55	120.020	1	SET REAR SCREEN GLASS (3 pieces)
56	121.076	1	SEAL, REAR GLASSES
57	140.217	1	RH rear finisher strip, original type
58	140.218	1	LH rear Finisher strip, original type
59	162.611	2	Screw, latch to hood rail
60	162.612	2	Screw, catch to frame
61	161.358	2	Nut, nylon lock
62	162.066	4	Screw, frame to body
63	164.006	4	Washer, spring
64	163.005	4	Washer, plain
65	141.434	1	Pair short side frame rails
66	162.051	4	Bolt
67	164.015	4	Spring washer
68	163.013	4	Washer
69	140.238	1	MGA Sport screen assembly, CLEAR glass
	140.726	1	MGA Sport screen assembly, TINTED glass






ILL N°	PART N°	QTY	DESCRIPTION
1	140.001	1	1500 & 1600 GRILL ASSEMBLY
2	140.002	1	1600 MKII GRILL ASSEMBLY
3	140.003	1	BADGE, radiator grill
4	140.161	1	SHELL, radiator grill
5	140.162	1	FALSE NOSE
6	172.207	2	Clip, false nose
7	163.013	1	Washer, plain
8	164.017	1	Double spring washer
9	161.024	1	Nut
10	162.429	2	CHROME BOLT, shell fixing
11	163.067	4	'D' washer plain (spacer)
12	163.013	2	Washer, plain
13	164.015	2	Washer, spring
14	161.024	2	Nut
15	140.163	1	1500 & 1600 GRILL
16	140.164	1	1600 MKII GRILL
17	140.165	1	RH inner surround panel
18	140.166	1	LH inner surround panel
19	140.167	1	BAR, lower fixing
20	162.060	2	Screw
21	163.007	4	Washer, plain
22	164.015	4	Washer, spring
23	161.024	4	Nut
24	167.067	2	Stud, upper fixing
25	162.454	6	SCREW GRILL ASSEMBLY FIXING (pointed)
	162.029	6	Screw grill assembly fixing (alternative)
26	164.012	6	Washer, spring
27	163.011	6	Washer, plain
28	121.001	1	GRILL PIPING - SILVER GREY.
29	141.008	2	GRILL AIR INTAKE
30	141.002	3	BADGE '1600'
31	141.003	3	BADGE '1600 MKI 1'
32	172.033	8	CLIP, fastener
33	141.128	1	RH FOG LAMP BRACKET

ILL N°	PART N°	QTY	DESCRIPTION
34	141.129	1	LH FOG LAMP BRACKET
35	140.065	1	BADGE BAR, chrome plated
36	121.009	4	GROMMET, over the stud mounting
37	140.010	2	OVERRIDE
38	140.011	1	FRONT BUMPER (3 PIECE SET) Incl. central piece and LH-RH corner
	140.232	1	Central piece
	140.233	1	RH corner
	140.234	1	LH corner
39	140.012	2	SPRING BAR
40	121.008	1	RUBBER STRIP, 1 meter (enough for one car)
41	133.797	1	FRONT BUMPER FIXING KIT. Included are all bolts, washers and nuts to fix one front bumper using the original type of fasteners.
42	132.042	1	PLATE starting handle guide
43	161.045	4	Nut, 1/21" UNF
44	164.011	4	Washer, spring
45	163.031	8	Washer, plain, heavy duty
46	163.099	5	Washer, plain, spacer
47	163.014	4	Washer, plain
48	164.006	4	Washer, spring
49	162.069	2	Bolt, override fixing (also through the badge bar hole and lamp bracket hole)
50	161.026	3	Nut, 3/81" UNF
51	162.067	2	CHROME BOLT, short (incl. spring washer and nut)
52	162.068	1	CHROME BOLT, long (incl. spring washer and nut)
53	162.294	2	CHROME BOLT, small (incl. spring washer and nut)
54	132.046	1	PLATE, number plate fixing
55	132.049	1	RH BRACKET
56	132.050	1	LH BRACKET
57	162.409	2	Screw
58	162.125	2	Screw
59	164.012	4	Washer, spring
60	161.019	4	Nut
61	187.012	1	SILICONE SPRAY to protect chrome parts.
62	172.033	6	Clip, 1600 or 1600 MK II, badge fixing





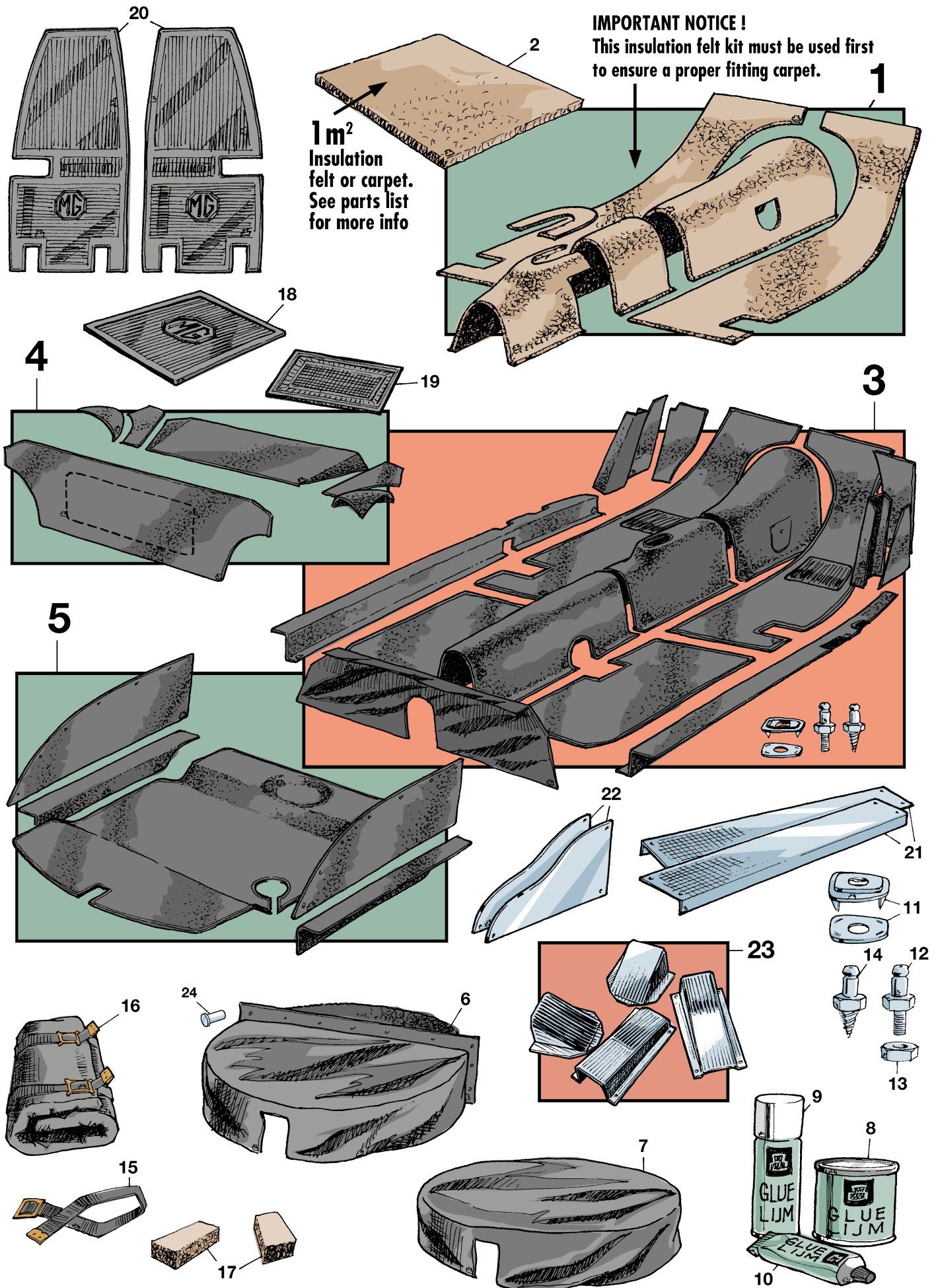
Rear bumper, number plate mounting & luggage rack



40

Luggage rack, chrome plated

ILL N°	PART N°	QTY	DESCRIPTION
1	140.013	1	REAR BUMPER BAR
2	140.014	2	MAIN SPRING, rear bumper bar
3	140.010	2	OVERRIDE
4	121.008	1	STRIP, override to bumper bar (1 meter, enough for one car)
5	133.798	1	COMPLETE BOLTING KIT. Including spare washers, chrome bolts etc. (not incl. rubber washers)
6	133.799	1	GROMMET KIT, included are two grommets for bumper mounting brackets through body and six rubber washers for the number plate mounting.
7	141.128	1	RH repro lamp bracket, reverse or fog lamp
	141.129	1	LH repro lamp bracket, reverse or fog lamp
	141.410	1	RH original brass made, tripple chrome plated lamp bracket. For reverse or fog lamp.
	141.411	1	RH original brass made, tripple chrome plated lamp bracket. For reverse or fog lamp.
8	132.046	1	NUMBER PLATE MOUNTING PLATE, European
9	132.515	1	NUMBER PLATE MOUNTING PLATE, North America
10	132.047	1	MOUNTING PLATE, for n° plate and lamp bracket
11	132.048	1	BRACKET, NUMBER PLATE LAMP
12	162.045	2	Screw
13	163.008	2	Washer, plain
14	164.002	2	Washer, spring
15	161.002	2	Nut
16	162.633	2	Screw, pan pozi head
17	122.074	4	Rubber, vibration damper
18	163.011	2	Washer, plain
19	164.012	2	Washer, spring
20	161.019	2	Nut
21	162.068	2	Bumper bolt, long (incl. nut & spring washer)
22	163.099	6	Washer, spacer
23	133.800	2	Spacer, long
24	163.014	6	Washer, plain

ILL N°	PART N°	QTY	DESCRIPTION
25	133.801	2	Spacer, short
26	164.006	6	Washer, spring
27	161.026	6	Nut
28	162.067	2	Bumper bolt, short (incl. nut & spring washer)
29	162.124	2	Bolt, override fixing
30	132.043	1	RH BRACKET, bumper mounting on chassis
	132.044	1	LH BRACKET, bumper mounting on chassis
31	162.114	2	Bolt through chassis, 7/16"UNF x 3.3/4"
32	162.197	2	Bolt through chassis, 7/16"UNF x 4"
33	163.009	2	Washer, plain
34	164.021	4	Washer, spring
35	161.032	4	Nut
36	121.009	2	Grommets
37	163.031	4	Washer, plain
38	164.011	2	Washer, spring
39	161.045	2	Nuts
40	140.015	1	LUGGAGE RACK, chrome plated (incl. fittings)
	140.225	1	LUGGAGE RACK, stainless steel (incl. fittings)
	140.376	1	Original style luggage rack. High quality chrome plated. This rack has buckles for straps. 3 year warranty on chrome.
41	161.012	6	Nut, nylock
42	162.411	4	Screw, chrome plated
43	168.032	8	Washer, fibre
44	162.412	4	Screw, chrome plated
45	185.154	1	'GB' letters, polished chrome plated (incl. fasteners)
46	187.012	1	Silicone spray, chrome protection
47	121.131	2	Rubber seal, rack to boot lid
48	162.166	6	Screw, chrome plated, pan pozi head
49	168.022	6	Washer, fibre
50	163.008	6	Washer, plain
51	168.192	2	Washer, fibre





16

Tool & jack bag

Info on carpet sets

Our carpet sets are carefully made for perfect fitting. To ensure a proper fit, the felt kit (ill. 1, part n° 151.096) must be installed under the carpeting. This will also improve insulation from noise and engine heat. All fasteners are supplied with our MAIN CARPET SETS.

please note the two different quality types we sell!

SUPERIOR QUALITY

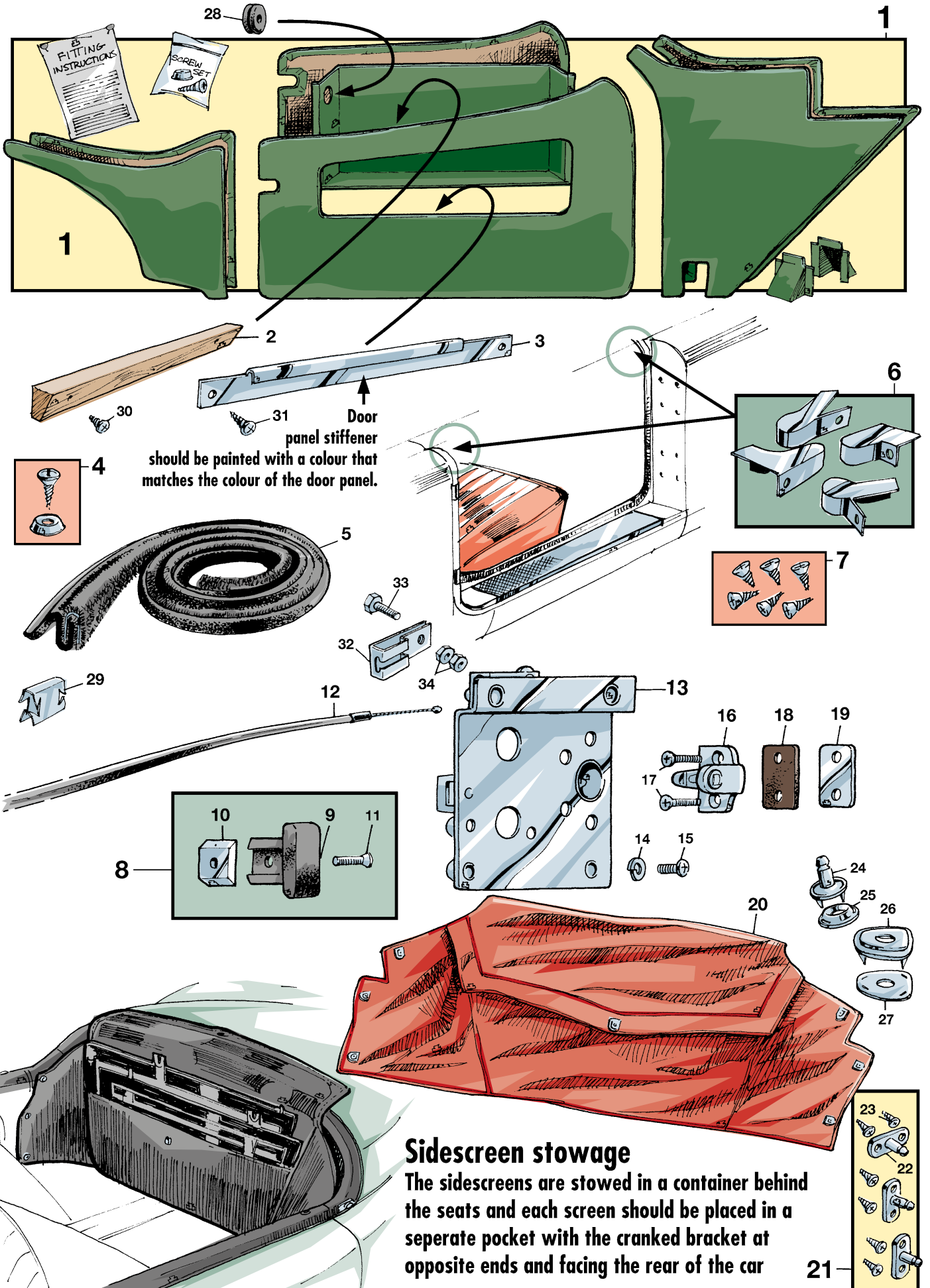
Tufted car carpeting with MORE edge binding than the original. This carpet has a more luxury feel and look. Available in BLACK & RED.

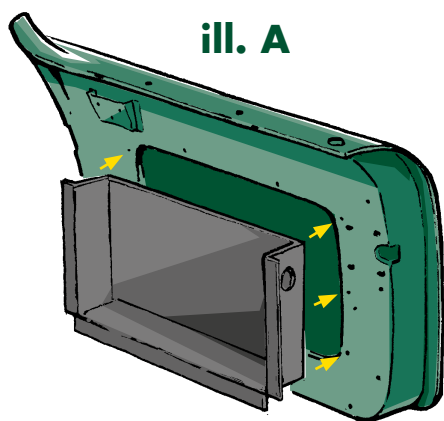
STANDARD QUALITY

Standard carpeting with LESS edge binding as the original. Available in BLACK for Roadster & GREY for Coupé.

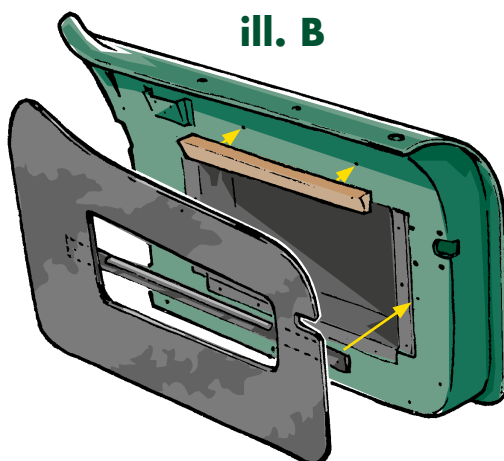
ILL N°	PART N°	QTY	DESCRIPTION
1	151.096	1	INSULATION KIT, ready for installation.
2	151.097	A/R	One square meter insulation felt
	151.122	A/R	One square meter black superior carpet
	151.123	A/R	One square meter red superior carpet
	151.124	A/R	One square meter black standard carpet
	151.405	A/R	One square meter grey standard carpet
3	151.005	1	BLACK SUPERIOR main carpet set & fasteners.
	151.006	1	RED SUPERIOR main carpet set & fasteners.
	151.021	1	BLACK STANDARD main carpet set & fasteners.
	151.401	1	GREY STANDARD main carpet set & fasteners.
4	151.098	1	BLACK SUPERIOR rear carpet set
	151.099	1	RED SUPERIOR rear carpet set
	151.100	1	BLACK STANDARD rear carpet set
	151.402	1	GREY STANDARD rear carpet set
5	151.105	1	BLACK SUPERIOR boot carpet set
	151.106	1	RED SUPERIOR boot carpet set
	151.107	1	BLACK STANDARD boot carpet set
	151.403	1	GREY STANDARD boot carpet set
6	151.001	1	BLACK SUPERIOR with black wheel cover
	151.002	1	RED SUPERIOR with black wheel cover
	151.103	1	BLACK STANDARD with black wheel cover
	151.120	1	BLACK SUPERIOR with grey wheel cover
	151.121	1	RED SUPERIOR with grey wheel cover
	151.101	1	BLACK STANDARD with grey wheel cover
	151.404	1	GREY STANDARD with grey wheel cover

ILL N°	PART N°	QTY	DESCRIPTION
7	151.102	1	BLACK WHEEL COVER, late coupe's only!
	151.104	1	GREY WHEEL COVER, late coupe's only!
8	187.009	2	Glue for carpet & Insulation
9	187.010	A/R	Glue spray
10	187.011	A/R	Glue tube
11	152.007	A/R	Fastener set (10 pieces)
12	152.002	A/R	Fastener, stud
13	161.024	A/R	Nut
14	152.001	A/R	Fasteners stud, on woodscrew
15	150.152	2	Strap, toolbag to rear bulkhead
16	153.056	1	TOOL & JAG BAG
17	133.022	2	PAD, to put under the spare wheel
18	121.038	A/R	HEEL MAT, with MG logo, 3.4 x 25 cm
19	121.099	A/R	HEEL MAT, original type, 25.5 x 15 cm
20	151.119	1	PAIR HEAVY DUTY RUBBER FOOT MATS
21	185.149	1	Pair sill cover plates, aftermarket
22	185.150	1	Pair scug plates, aftermarket
23	185.151	1	Pair chassis frame cover plates, aftermarket
24	152.190	12	Rivet, cover to frame

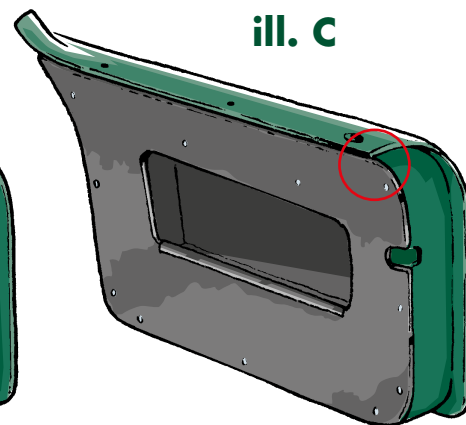




ill. A



ill. B



ill. C

Important info ! Panel fixing.

When mounting the door panel kits, it is very important that you take notice of the following procedure !

ill A.)

The inner box must first be mounted and fixed to the door frame at the sides and bottom, using the 3 holes each side and 4 at the bottom (screws supplied in panel kit).

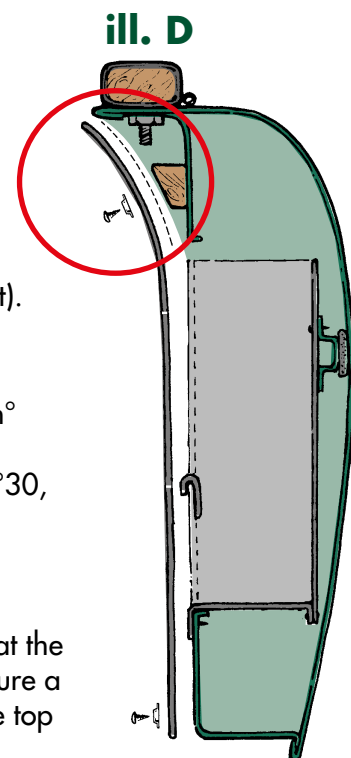
ill B.)

Mount the wooden spacer (ill.n°2, part n° 150.093) with two screws (ill.n°29, part n° 162.413) to the top of the door where the holes are.

Also mount the metal door stiffener (ill.n°3, part n° 130.012) using two screws (ill.n°30, part n° 162.109) to the door frame.

ill C & D.)

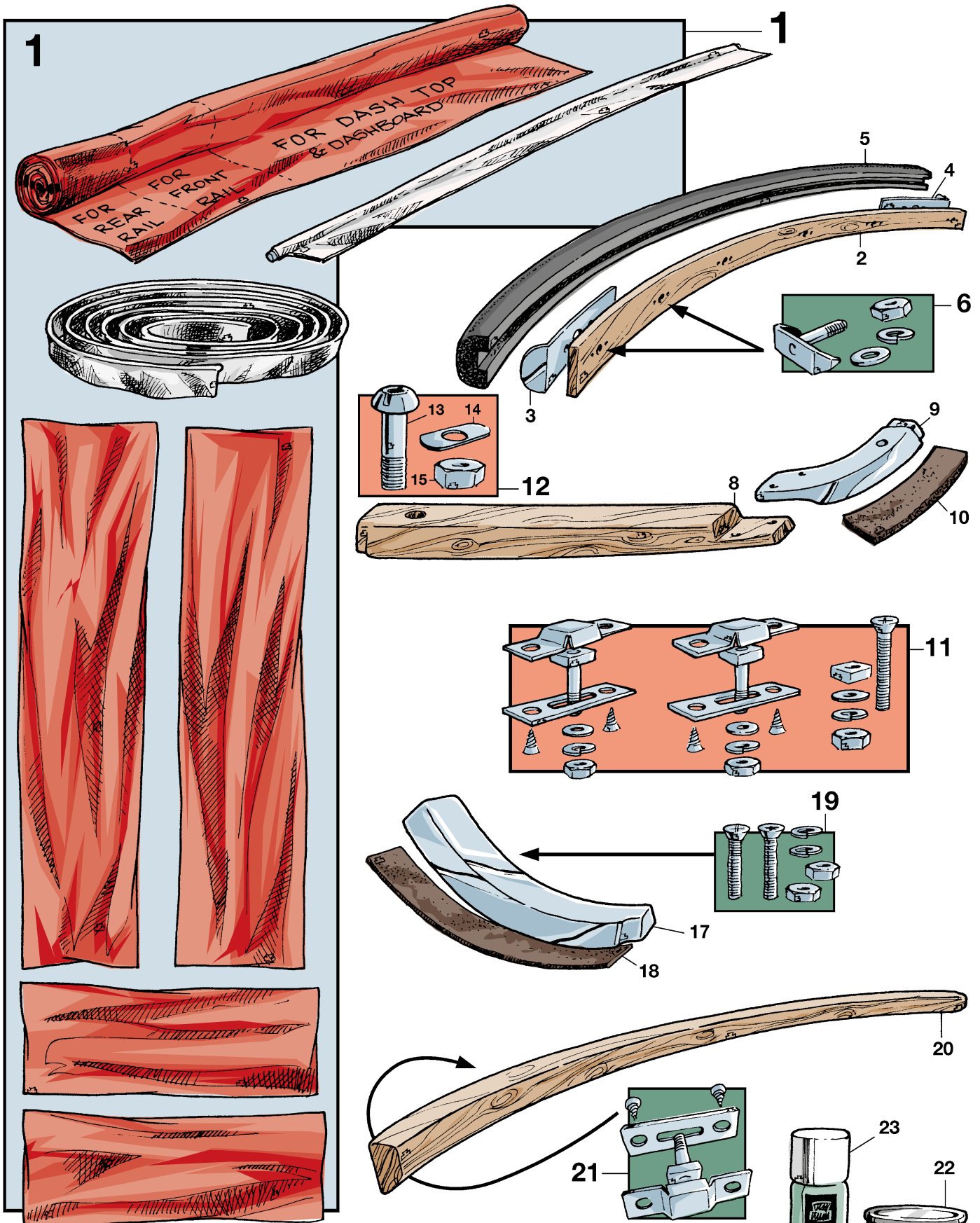
As you can see in both illustrations C & D, the door panel is curved along the edge at the top and meets with the rim of the door (see red circles). This is very important to ensure a perfect fit at the bottom and to cover up otherwise protruding screws and bolts at the top of the door.



ill. D

ILL N°	PART N°	QTY	DESCRIPTION
Panel kits are made for a perfect fit. These are covered with durable vinyl.			
A screw set is included for installation. Special attention has been paid to use the same colours for seat kits and rail cover kits.			
1	151.088	1	BLACK PANEL KIT
	151.089	1	RED PANEL KIT
	151.090	1	GREEN PANEL KIT
	151.091	1	BEIGE PANEL KIT
	151.557	1	GREY PANEL KIT
2	150.093	2	Spacer, fits behind the door panel
3	132.012	2	stiffener, door panel (to be painted in colour that matches door panel)
4	152.049	1	Screw & washer kit, for trim panels
5	150.016	1	PAIR DOOR SEALS, Black PVC & rubber
	150.017	1	PAIR DOOR SEALS, Black Velours & rubber
	150.018	1	PAIR DOOR SEALS, Red Velours & rubber
6	141.013	1	Set of 4 door seal finishers.
7	152.050	1	Screw set for seal finishers
8	133.250	1	DOOR BUFFER SET (4 pieces)
9	122.010	1	Door buffer (4 pieces)
10	161.071	4	Tapping plate
11	162.049	4	Screw, chrome plated
12	133.039	2	CABLE, door lock
13	133.037	1	RH DOOR LOCK
	133.038	1	LH DOOR LOCK

ILL N°	PART N°	QTY	DESCRIPTION
14	164.015	8	Washer, spring
15	162.060	8	Screw
16	133.036	2	DOOR STRIKER
17	162.591	4	Screw, striker
18	133.100	A/R	Adjusting plates, fibre
19	133.101	2	Tapping plate
20	150.109	1	SIDE SCREENS BAG, BLACK PVC
	150.110	1	SIDE SCREENS BAG, RED PVC
	150.114	1	SIDE SCREENS BAG, BLACK MOHAIR
	150.115	1	SIDE SCREENS BAG, BEIGE MOHAIR
21	152.064	1	FASTENER KIT, six studs and 12 screws
22	152.009	6	Fasteners, stud on two screw base
23	162.102	12	Screw
24	152.059	1	Fastener, stud
25	152.196	1	Fastener, bottom plate
26	152.030	6	Fastener, 'lift the dot'
27	152.031	6	Fastener, bottom plate
28	122.214	2	Grommet, cable pass
29	172.164	24	Clips, to be used with velours type door seals
30	162.413	4	Screw, spacer to door
31	162.109	4	Screw, reinforcement to door
32	172.306	4	Fastener, cable to door, cable to lock
33	162.118	4	Screw, fastener fixing
34	161.369	8	Nut



Important before recovering !

Please put all pieces of wood and aluminium on the car and adjust the lengths of the door wood. Make sure there is enough space to take the leather thickness. After recovering please note that the piping only goes to the outside edge of the rails.



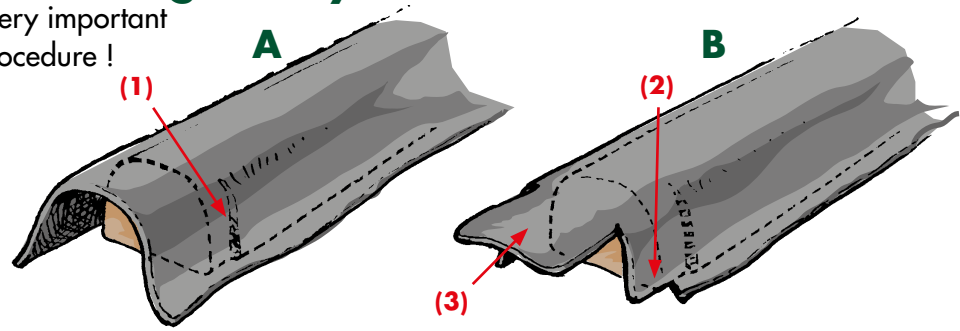


How to cover doorrails the right way

Covering the doorrails isn't easy, it is very important that you take notice of the following procedure !

ill A.)

Notice that the rail has indents at the side of the ends (1), this is for folding back the material. When covering ensure the rail end has approx 5 cm overlap of material for folding back to the sides and underneath.

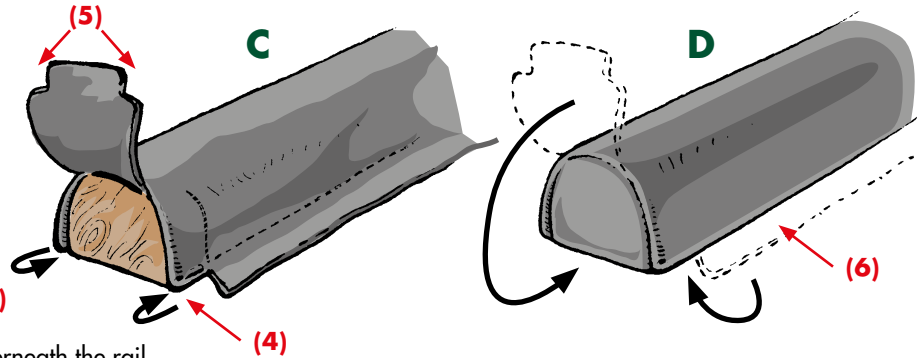


ill B.)

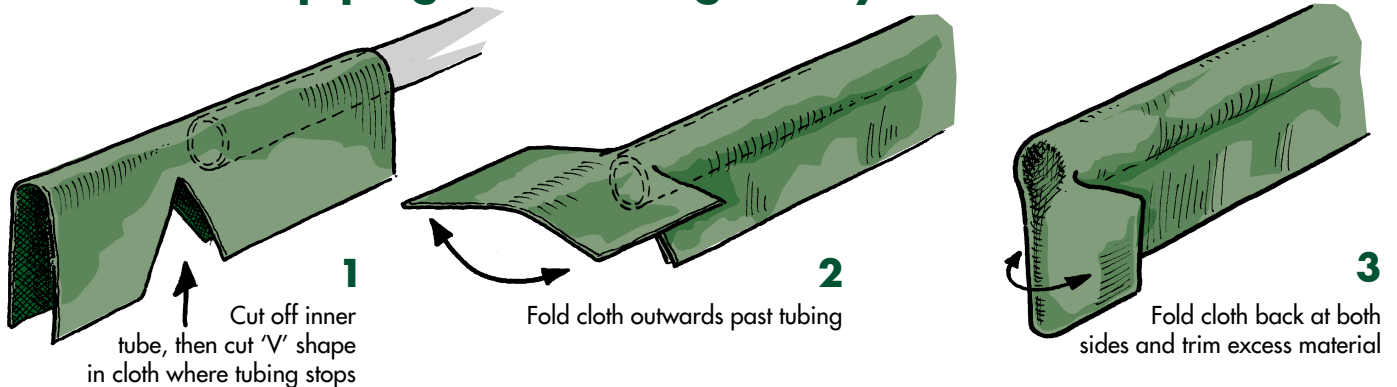
Cut the end of the material so that the sides can fold back inwards (2) and there is a flap (3) to fold underneath. Make sure the sides and top piece of material are the right measurement (not too short or long).

ill C & D)

Fold back the sides and make sure they DON'T PROTRUDE ANY FURTHER than the end of the rail (4). Cut indents in the top flap (5) where the bottom of the rail ends and fold back underneath the rail. Now fold the sides (6) underneath the rail. Use staples or contact glue for fastening the material to the rail.



How to finish piping ends the right way



ILL N°	PART N°	QTY	DESCRIPTION
COCKPIT RAIL RECOVER KIT			
One kit includes 4 pieces of leather to recover door rails and rear corners, one large piece to be cut in strips to recover both front and rear rails. The rest of the vinyl to recover the dash top and dash board (MKII & Twin Cam). Also included is the thick piping between dashboard and body & the small piping to fit under the rails (outside only!).			
1	150.101	1	BLACK COVER KIT WITH BLACK PIPING
	150.102	1	BLACK COVER KIT WITH WHITE PIPING
	150.103	1	BLACK COVER KIT WITH RED PIPING
	150.104	1	RED COVER KIT WITH RED PIPING
	150.105	1	RED COVER KIT WITH WHITE PIPING
	150.106	1	GREEN COVER KIT WITH GREEN PIPING
	150.107	1	BEIGE COVER KIT WITH BEIGE PIPING
	150.429	1	BLACK COVER KIT WITH GREY PIPING
	150.749	1	GREY COVER KIT WITH GREY PIPING
	150.872	1	BLACK COVER KIT WITH BLUE PIPING
FRONT RAIL COMPONENTS			
2	150.050	1	WOOD, front rail
3	133.188	1	RH end piece
4	133.189	1	LH end piece
5	121.063	1	FOAM, front rail
6	152.047	6	Fastener assembly, front rail

ILL N°	PART N°	QTY	DESCRIPTION
DOOR RAILS COMPONENTS			
8	150.012	1	PAIR DOOR RAIL, wood part
9	150.013	1	PAIR CORNER PIECES, door rail (aluminium)
10	133.209	2	HARDBOARD, to fit on the aluminium, underside
11	152.051	2	FASTENER KIT, fixing for one door rail
12	152.065	2	DOOR SOCKET ASSEMBLY
13	152.006	2	Door socket only
14	163.044	2	Special washer
15	161.045	2	Nut
REAR CORNERS COMPONENTS			
17	150.108	1	PAIR REAR CORNERS, aluminium
18	133.210	2	HARDBOARD, to fit on the aluminium, underside
19	152.052	2	FASTENER KIT, rear corner to body
REAR RAIL COMPONENTS			
20	150.011	1	REAR RAIL, wood
21	152.048	5	FASTENER ASSEMBLY
22	187.009	1	Glue
23	187.010	1	Glue spray
24	187.011	1	Glue, tube





Black leather seats with white piping

Other colour combinations available (see text description)



Green leather seats with green piping

Other colour combinations available (see text description)

ILL N°	PART N°	QTY	DESCRIPTION
--------	---------	-----	-------------

LEATHER SEATS

These new leather seats are complete, including the seat frame but excluding the seat rails. All made to original specifications using leather on the seating surface and vinyl on the back side & on the tunnel side.

1	158.001	1	PAIR BLACK SEATS WITH BLACK PIPING
	158.002	1	PAIR BLACK SEATS WITH WHITE PIPING
	158.003	1	PAIR BLACK SEATS WITH RED PIPING
	158.004	1	PAIR RED SEATS WITH RED PIPING
	158.005	1	PAIR RED SEATS WITH WHITE PIPING
	158.006	1	PAIR GREEN SEATS WITH GREEN PIPING
	158.007	1	PAIR BEIGE SEATS WITH BEIGE PIPING
	158.117	1	PAIR GREY SEATS WITH GREY PIPING

SEAT COVERS

Our seat covers are made to the original specifications using leather on the seating surface and vinyl on tunnel side and on the back. All loops are carefully cotton filled as original. For a perfect fit, we strongly recommend to make sure that base & seat foams are new.

2	156.031	1	PAIR BLACK SEAT COVERS WITH BLACK PIPING
	156.032	1	PAIR BLACK SEAT COVERS WITH WHITE PIPING
	156.033	1	PAIR BLACK SEAT COVERS WITH RED PIPING
	156.034	1	PAIR RED SEAT COVERS WITH RED PIPING
	156.035	1	PAIR RED SEAT COVERS WITH WHITE PIPING
	156.036	1	PAIR GREEN SEAT COVERS WITH GREEN PIPING
	156.037	1	PAIR BEIGE SEAT COVERS WITH BEIGE PIPING
	156.184	1	PAIR BLACK SEAT COVERS WITH GREY PIPING
	156.189	1	PAIR GREY SEAT COVERS WITH GREY PIPING
3	157.001	2	SEAT FOAM
4	157.002	2	SQUAB HORSE HAIR AND PADDING
5	132.146	2	SQUAB HARDBOARD
6	132.123	2	PERFORATED METAL SEAT BASE
7	150.053	1	RH SEAT BASE
	150.054	1	LH SEAT BASE

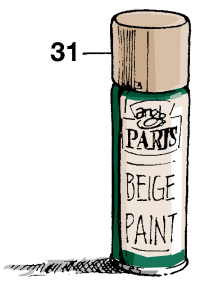
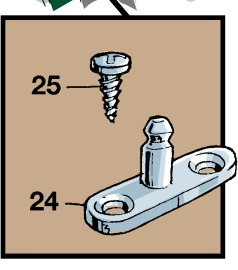
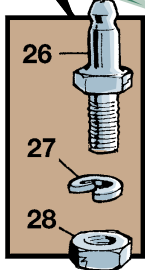
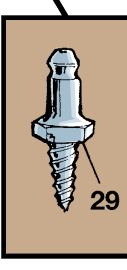
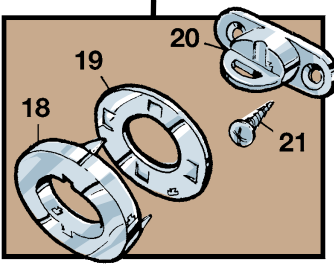
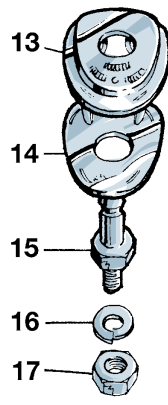

ILL N°	PART N°	QTY	DESCRIPTION
--------	---------	-----	-------------

8	150.154	2	Three piece wood set, fits under frame
9	132.140	1	RH SEAT BASE FRAME
	132.141	1	LH SEAT BASE FRAME
10	132.142	1	RH SQUAB FRAME
	132.143	1	LH SQUAB FRAME
11	134.070	1	RH SEAT RAIL SET (4 pieces)
	134.071	1	LH SEAT RAIL SET (4 pieces)
12	134.041	A/R	RAIL on floor
13	133.208	1	FASTENER KIT, rails to floor, rails to seat frame and squab frame to seat frame.
14	185.046	1	CONNOLLY HIDE FOOD. Anti dry out. Use this cream on the leather surface once a year and the leather will stay soft and supple.

LEATHER ARMRESTS

Leather armrests were originally stitched onto the tunnel carpet. Anglo-Parts supplies the armrest with foam and board, so you can fix the armrest with some clips. This is not original but very practical. The armsurface is made from leather and the sides are from vinyl (as original).

15	150.084	1	BLACK ARMREST WITH BLACK PIPING
	150.085	1	BLACK ARMREST WITH WHITE PIPING
	150.086	1	BLACK ARMREST WITH RED PIPING
	150.087	1	RED ARMREST WITH RED PIPING
	150.088	1	RED ARMREST WITH WHITE PIPING
	150.089	1	GREEN ARMREST WITH GREEN PIPING
	150.090	1	BEIGE ARMREST WITH BEIGE PIPING
	150.391	1	GREY ARMREST WITH GREY PIPING
	150.871	1	BLACK ARMREST WITH GREY PIPING
16	187.002	1	BLACK PAINT. Use as finisher when restoring your existing seat frames
17	150.279	1	Hardboard. 43 x 10 cm
18	152.035	4	Stud, fastener
	152.037	4	Clipper, fastener
	162.102	8	Screw





Trim • Hoods & fittings, tonneau covers - Roadster

Instructions when fitting a new hood (softtop) on your MGA

- 1) Check thoroughly to make sure the box contents are correct. In the box you should find a hood, a piece of cloth with a seam for cotherring the hood stick, a double hidden strip (ill. n° 9) and fixing materials (ill. n° 7,8,11,13,14,18,19). Other materials that may be needed are noted below and can be ordered seperately.
- 2) Slide the metal strip out of your old hood or use a new one (ill. n° 12). Set the hood aside.
- 3) Mount your hood frame onto the car (make sure this is in good condition or new, ill. n° 1) and fix a new hood stick (ill. n° 2) or your existing hood stick to the hood frame, but without the covering material. Also mount the copper sockets (ill. n° 3) into the hood stick.
- 4) First mount your SIDESCREENS* and make sure they join the front window frame nicely. If this is not the case, adjust the angle of your window frame by loosening the bolts and the chrome screws used to attach the grabhandles to the dashboard. Use spacers under the grabhandles to adjust the window frame to the right angle. ***IMPORTANT!** If you do not have sidescreens, we recommend you buy these first before mounting a new hood. These may not fit later due to a different hood angle where the sidescreens join the hood.
- 5) Now place the hood onto the mounted frame and make sure to center accurately. Pull the hood over the hood stick and window frame and mark the excess material at the front with a chalk trimline. Make sure the rear fold of the hood accurately joins with the rear bow of the frame as there is a fixing point at this position (do not fix yet). Check that the joins of the sidescreens and hood are accurate, mainly along the back part.

NOTE: This part is partly trial and error and it is possible you will have to reposition the frame again to suit the hood fitting.

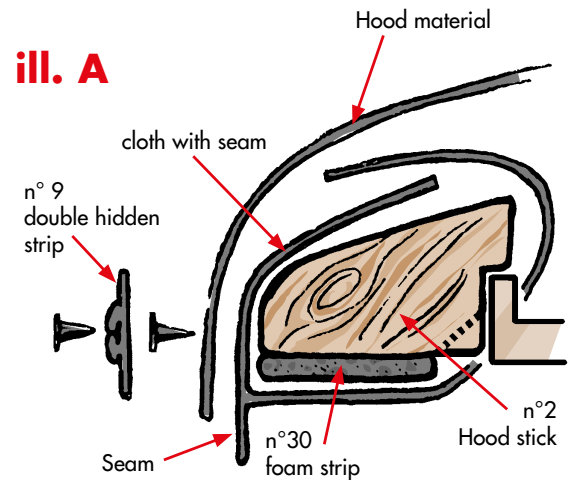
- 6) Double check again that the hood fits nicely everywhere, but do not fix any fasteners or screws into the hood. Remove the hood from the frame and place aside temporarily. **DO NOT CUT into the material if the hood doesn't fit, but see the NOTE at point 5.**
- 7) Finish the hood stick before proceeding to mount the hood definitely. First stick the foam strip (ill. n° 30) on the bottom of the hood stick.

Now using the cloth with seam you should cover the hood stick as seen on **ill. A** here to the right. You can use a staple gun, tack nails or preferably contact glue. Make sure the simt starts nicely at the front edge of the hood stick. Now mount the chrome wing bolts (ill. n° 4)

- 8) Mount the hood onto the frame again and make sure everything fits accurately. Fasten the rear fold of the hood onto the rear bow of the frame with the supplied screws and cup washers (ill. n° 10,11) using the screw holes in the rear bow. Fasten the front of the hood onto the edge of the hood stick using nails, make sure the hood has a snug fit and is not loose. Using a cutter or stanley knife, cut the excess hood material away at the front directly under the tack nails.

- 9) Finish the front of the hood by nailing the included double hidden strip (ill. n° 9) and black nails onto the hood stick concealing where the hood is fixed at the front with tack nails. This strip should come just above the seam of the cloth on the hood stick, see **ill. A** here to the right. Finish the strip with the end finishers and screws supplied (ill. n° 7,8).

- 10) First mount the "Turn Top" fasteners (ill. n° 18,19 incl. and 20,21 not incl.) and then the "Lift the Dot" fasteners (ill. n° 13,14 incl. and 15,16,17 not incl.). The "Lift the Dot" fasteners should be mounted so that the hood becomes taugt and creaseless at these points. Make sure the "DOT" on the "Lift the Dot" fasteners is always facing away from the hood, as this is where they are lifted to detach the hood. Your hood is now finished and ready for use.



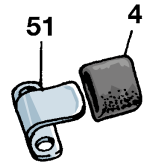
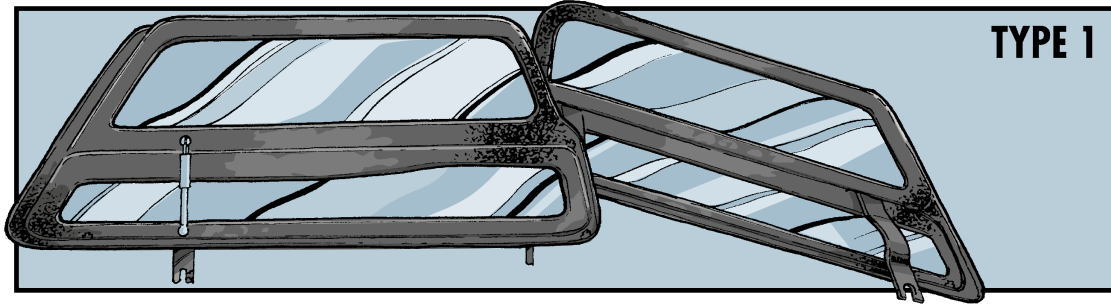
ILL N°	PART N°	QTY	DESCRIPTION
1	155.001	1	HOOD FRAME ASSEMBLY
2	150.009	1	HOOD STICK, made from ash wood
3	133.190	2	HOOD SOCKET, made from brass
4	162.070	2	CHROME PLATED WING BOLT
5	152.054	1	FASTENERS KIT, frame to body
6	141.110	1	LATCH & CATCH KIT, standard fitted on 1600 & MKII cars.
7	162.295	2	Screw
8	152.055	2	End cap, chrome plated on brass. Also supplied with hood, but zinc plated.
9	121.074	1	Strip 125 cm, black double hidden. Also supplied with hood (colour as hood)
10	162.221	2	Screw, chrome plated N° 6 x 1/2"
11	163.037	2	Washer, cup
12	134.072	1	HOOD RETAINER, slides into hood
13	152.030	A/R	Fasteners, 'Lift the dot'
14	152.031	A/R	Fastener plate, bottom
15	152.002	6	Fastener, stud
16	164.015	6	Washer, spring
17	161.024	6	Nut
18	152.027	2	Fasteners eyelet, outer
19	152.028	2	Base plate
20	152.029	2	Fastener, turn bottom
21	162.334	4	Screw, chrome plated
22	152.005	2	Retainer hood, Chrome plated
23	152.056	2	FIXING KIT, retainer
24	152.009	A/R	Stud on two screw base
25	162.102	A/R	Screw, chrome plated
26	152.002	A/R	Stud for tonneau cover
27	164.015	A/R	Washer, spring
28	161.024	A/R	Nut

ILL N°	PART N°	QTY	DESCRIPTION
29	152.001	A/R	Stud on woodscrew, sometimes used for small tonneau covers, when making holes in the body is not suitable. These Fasteners can be screwed into the rear rail.
30	121.028	1	Foam strip, sticks on hoodstick.
31	187.006	1	Spray for wood frame, tan colour
HOODS - Also see info above			
During the production over the years, hoods have changed. Anglo-Parts has it's own patterns to guarantee a perfect fit if the following original specifications are taken into consideration			
1) The position of frame to body. 2) Frame in good condition. 3) Correct windscreen angle. Our hoods are supplied with the following; Hoodstick cover material, fasteners to be placed on hood, double hidden piping and zinc plated end caps. The late 1500, all 1600 & MKII models all had a three window hood to improve the visual field. These same hoods can now also be fitted onto early 1500 models. A single window hood can be specially made to order.			
32	153.081	1	HOOD, BLACK PVC - 3 window type
	153.082	1	HOOD, RED PVC - 3 window type
	153.084	1	HOOD, GREY PVC - 3 window type
	153.086	1	HOOD, BLACK CLOTH - 3 window type
	153.087	1	HOOD, BEIGE CLOTH - 3 window type
TONNEAU COVERS - Long and Short version			
LONG COVERS clamp onto the rear hood retainers and fix on the same studs as the hood. At the front extra studs must be placed. SHORT COVERS can be attached to or just near the rear cockpit rail. All fasteners to be fixed on the tonneau cover are supplied. Fasteners on the car must be ordered separately.			
33	153.088	1	LHD LONG TONNEAU COVER - BLACK PVC
	153.089	1	LHD LONG TONNEAU COVER - RED PVC
	153.093	1	LHD LONG TONNEAU COVER - BLACK CLOTH
	153.094	1	LHD LONG TONNEAU COVER - BEIGE CLOTH
	153.095	1	LHD SHORT TONNEAU COVER - BLACK PVC
	153.096	1	LHD SHORT TONNEAU COVER - RED PVC
	153.100	1	LHD SHORT TONNEAU COVER - BLACK CLOTH
	153.101	1	LHD SHORT TONNEAU COVER - BEIGE CLOTH



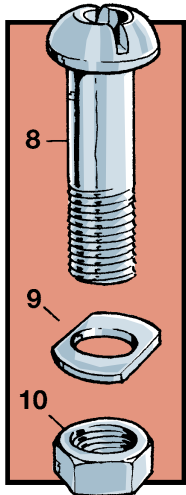
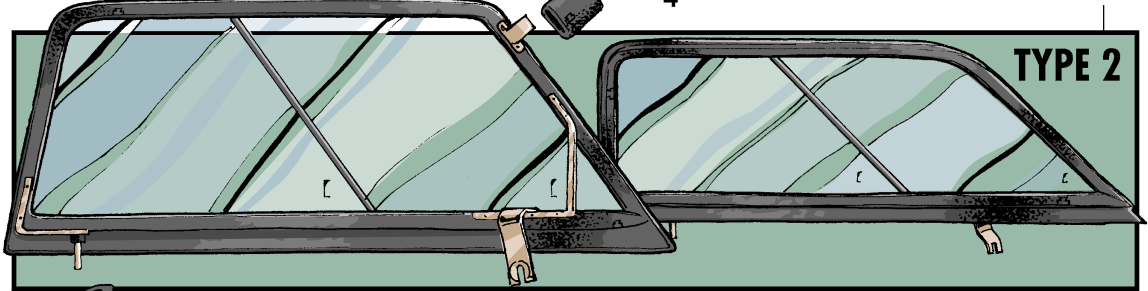
TYPE 1

1

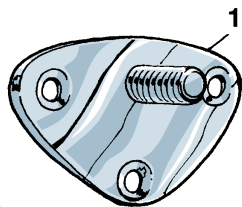


3

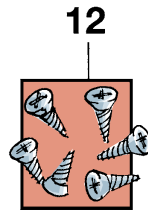
TYPE 2



7




11



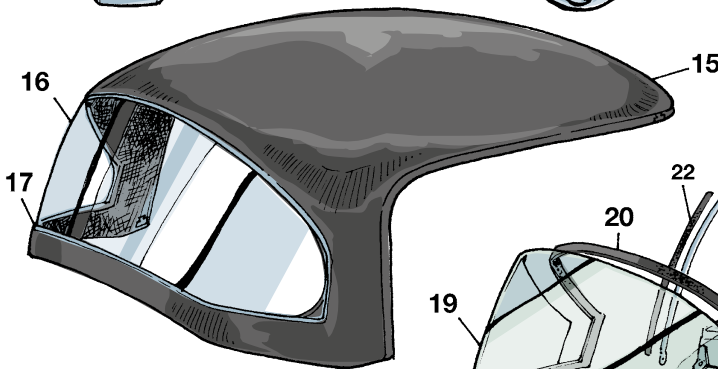
12



13



14



16

15

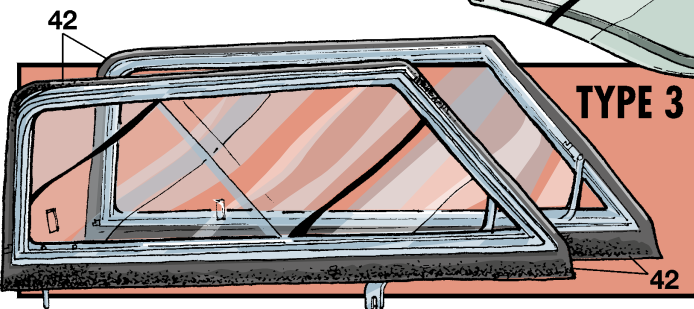
17

18

19

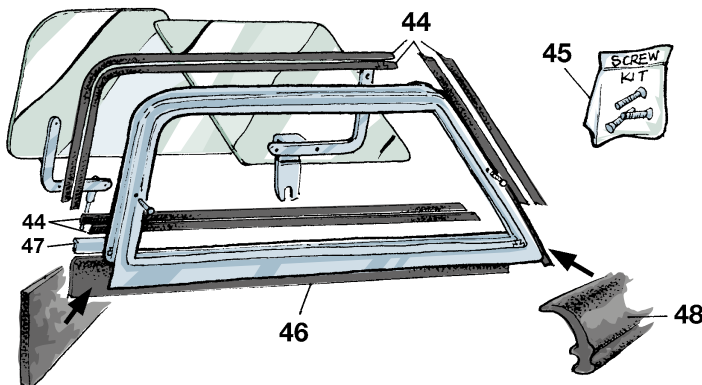
TYPE 3

6



42

42



44

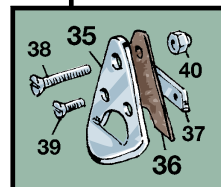
45

46

44

47

48



35

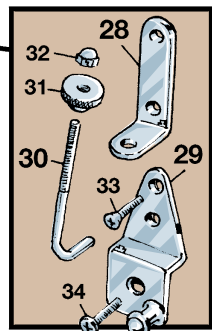
36

38

39

40

37



28

31

32

30

33

29

34

25

26

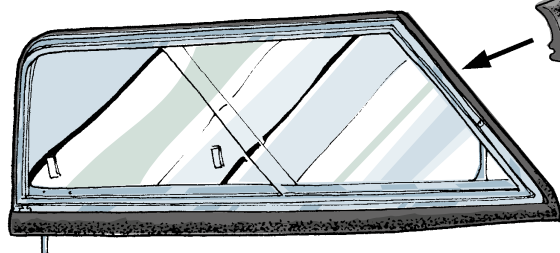
27

23

24

48

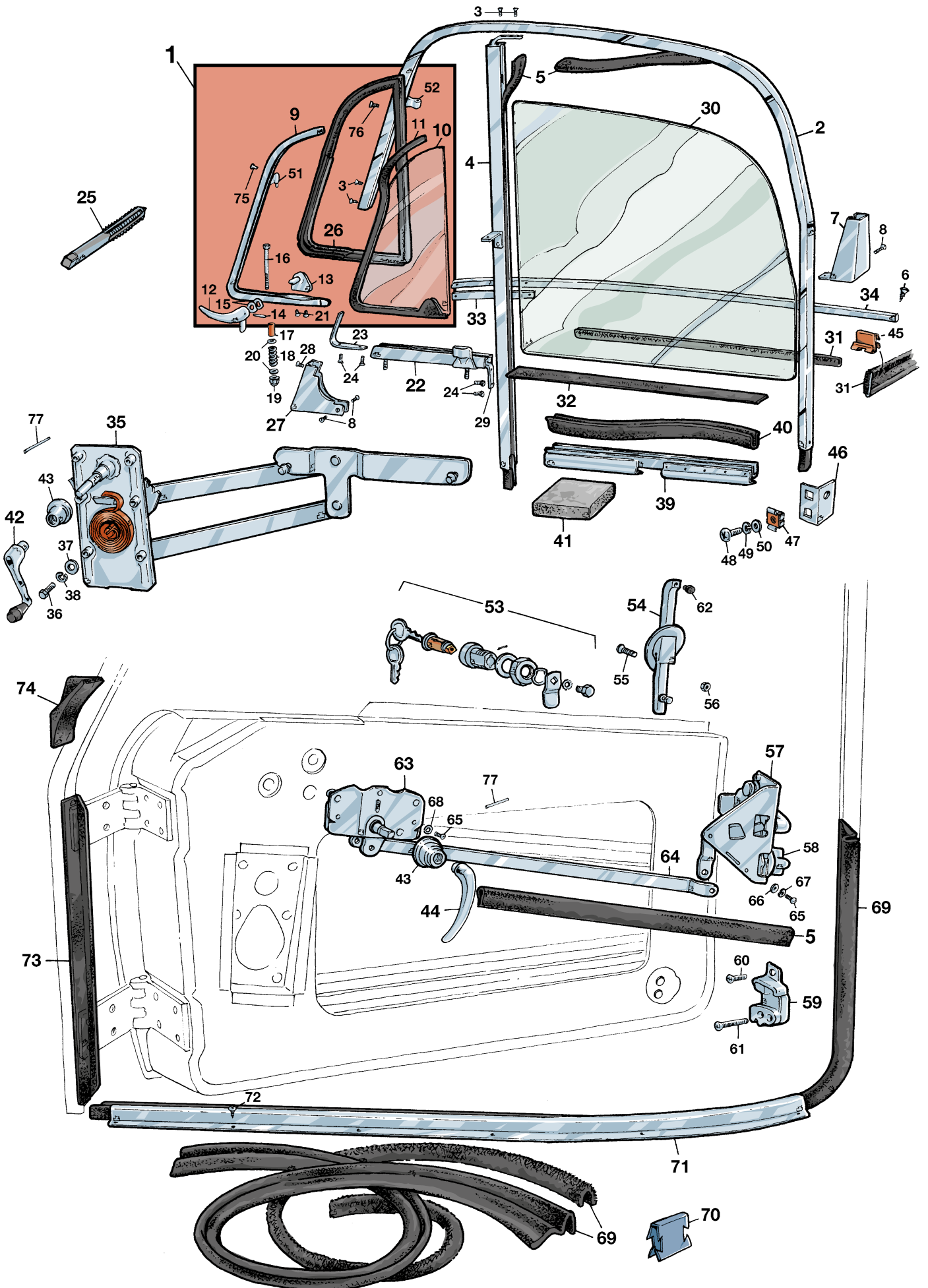
50





ILL N°	PART N°	QTY	DESCRIPTION
1	TYPE 1 SIDE SCREENS, ONLY early 1500 roadsters Original, but not very practical. Type 2 and 3 are lot better systems that also fit perfectly. With this system only the lower part opens by pushing with elbow or pulling the lower flap. Sold in pairs!		
1	153.060	1	PAIR SIDE SCREENS, BLACK PVC, Type 1
3	TYPE 2 SIDE SCREENS, all roadsters These sidescreens are a much improved version with plexiglass sliding curtains. Originally late 1500 and 1600 roadsters, but fits all roadsters perfectly and also a better choice for the early 1500. Sold in pairs!		
3	153.067	1	PAIR SIDE SCREENS, BLACK PVC, Type 2, For all
	153.068	1	1600, PAIR SIDE SCREENS, RED PVC, Type 2, For all
	153.072	1	1600, PAIR SIDE SCREENS, BLACK MOHAIR, Type 2, For all
	153.073	1	1600, PAIR SIDE SCREENS, BEIGE MOHAIR, Type 2, For all
4	122.043	2	Rubber sleeve
5	122.044	2	Rubber spacer & damper, pin to socket
6	TYPE 3 ALUMINIUM SIDE SCREENS, all roadsters These high quality aluminium sidescreens are close to the factory optional screens available from 1960 onwards. These side screens will fit All MGA Roadsters fitted with a standard pattern hood or a hard top. Sold in pairs!		
6	153.059	1	PAIR ALUMINIUM SIDE SCREENS, Type 3, For all
7	152.065	2	SOCKET ASSEMBLY
8	152.006	2	Socket only
9	163.044	2	Washer, special
10	161.045	2	Nut
11	141.014	2	STUD ON PLATE, chrome plated
12	152.053	1	SCREW SET (6 pieces)
13	141.015	2	WING NUT
14	141.026	2	CIRCULAR NUT, late 1600 & MKII
15	130.018	1	REPRODUCTION HARD TOP, made from fibre glass a very good reproduction of the original aluminium hard top. Finished in black paint.
16	120.057	1	Rear window for fibre glass hardtop
17	121.265	1	Seal for rear window
18	130.016	1	HARD TOP, aluminium (original option)
19	120.055	1	Rear window for aluminium hardtop

ILL N°	PART N°	QTY	DESCRIPTION
20	121.255	1	Seal, rear window
21	134.193	2	STRUT, chrome plated, installed inside.
	165.699	4	Screw for strut fixing
22	121.256	2	Rubber, strut to window
23	121.257	2	Side sealing rubber
24	121.258	1	Rear sealing rubber
25	121.259	1	Seal, herd top to windscreen
26	121.260	1	RH corner rubber
	121.261	1	LH corner rubber
27	162.070	2	Wing bolt
28	141.428	2	Bracket, side on hard top
	165.698	4	Screw, bracket to hard top
29	133.806	1	Bracket RH side
	133.807	1	Bracket LH side
30	133.804	2	Hook
31	161.361	2	Knob, knurled
32	161.	2	Nut, cap
33	162.146	4	Screw, countersunk
34	162.641	2	Screw, pan pozi head
35	141.429	2	Rear bracket, chrome plated
36	122.211	2	Seal, gasket
37	133.803	2	Tap plate
38	162.360	2	Screw, bracket & strut fixing
39	162.357	4	Screw, bracket lower part
40	161.048	2	Nut, cap
42	121.087	1	Pair replacement seals for aluminium side screens: 153.059
44	133.805	1	FELT KIT, for aluminium side screens
45	133.809	1	SCREW KIT, for aluminium side screens
46	121.105	2	Bottom seal, flat type - For original side screen only
47	134.194	1	RH Retainer, seal
	134.195	1	LH Retainer, seal
48	121.097	2	Side seal, 40 cm - For original side screen only
50	121.096	2	Bottom seal. 'T' profile, 90 cm - For original side screen only
51	133.981	2	Bracket, side screen to windscreen



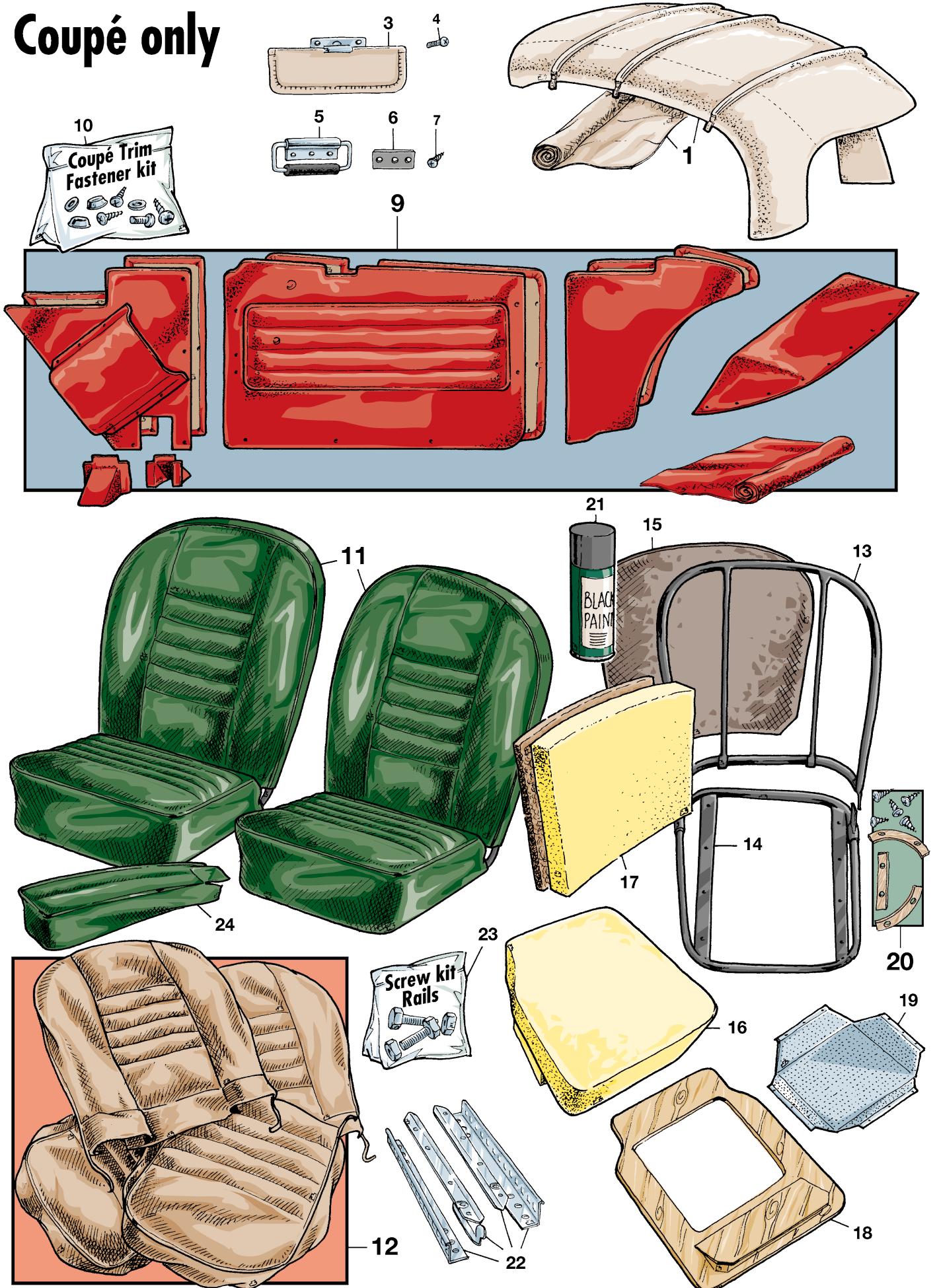


ILL N°	PART N°	QTY	DESCRIPTION
1	133.778	1	RH VENTILATOR WINDOW & FRAME
	133.779	1	LH VENTILATOR WINDOW & FRAME
2	140.223	1	RH CHANNEL SURROUND
	140.224	1	LH CHANNEL SURROUND
3	162.613	8	Screw, vertical fixing
4	134.185	1	RH VERTICAL CHANNEL
	134.186	1	LH VERTICAL CHANNEL
5	121.227	1	FELT KIT, for two doors. Included are the channel felts and lock rod felt.
6	162.334	6	Screw, strip fixing
7	141.418	1	RH Blending piece, rear
	141.419	1	LH Blending piece, rear
8	162.159	6	Screw, oval raised countersunk slotted
9	141.422	1	RH Frame, vent. window
	141.423	1	LH Frame, vent. window
10	133.781	2	Glass
11	121.061	2	Glazing strip
12	133.157	1	RH Handle, locking
	133.158	1	LH Handle, locking
13	141.401	2	Bracket, locking handle
14	172.204	2	Pin, handle locking
15	164.037	4	Waved washer
16	162.614	2	Pivot, bolt
17	133.159	2	Distance tube
18	171.013	2	Spring
19	161.061	2	Nut, nylon locking
20	163.011	4	Washer, plain
21	162.615	4	Screw, bracket fixing
22	141.424	1	RH Channel, bottom
	141.425	1	LH Channel, bottom
23	133.782	2	Bracket, front corner
24	162.150	12	Screw, bracket fixing
25	200-704	1	Tab for bracket repair, 5/32"-32 BSW
26	121.077	1	RH SURROUND RUBBER
	121.078	1	LH SURROUND RUBBER
27	141.426	2	Blending piece, front
28	162.350	2	Screw, flat head, slotted countersunk
29	133.789	2	Bracket, 90°
30	120.023	2	GLASS, DOOR
31	150.029	2	WEATHER STRIP, outer, cut to length
32	121.225	2	WEATHER STRIP, inner
33	133.783	2	Packing
34	134.187	1	RH FINISHER, weather strip
	134.188	1	LH FINISHER, weather strip
35	132.513	1	RH REGULATOR ASSEMBLY
	132.514	1	LH REGULATOR ASSEMBLY
36	162.076	12	Screw, fixing regulator
37	163.011	12	Washer, plain
38	164.012	12	Washer, spring

ILL N°	PART N°	QTY	DESCRIPTION
39	134.189	2	CHANNEL, door glass
40	121.061	2	STRIP GLAZING, Weat with thinner before fitting
41	133.022	2	BUFFER-FELT
42	141.359	2	HANDLE, window regulator
43	141.360	4	ESCUTCHEON
44	141.358	2	HANDLE, remote control
45	172.290	12	CLIP, outer weather strip
46	133.790	4	Bracket, frame to door
47	161.335	8	Nut on clip
48	162.060	8	Screw
49	164.015	8	Washer, spring
50	163.013	8	Washer, plain
51	133.791	1	RH top pivot, on vent window frame
	133.792	1	LH top pivot, on vent window frame
52	133.793	1	RH pivot on channel around
	133.794	1	LH pivot on channel around
53	141.066	1	DOOR LOCK, drivers side
54	141.399	2	HANDLE, outside. Without pin & spring
55	162.403	4	Screw
56	161.028	4	Nut
57	133.694	1	RH LOCK ASSEMBLY
	133.695	1	LH LOCK ASSEMBLY
58	133.785	A/R	STAR ROTOR, repair piece doorlock
59	133.692	1	RH STRICKER
	133.693	1	LH STRICKER
60	162.591	2	Screw
61	162.303	2	Screw
62	122.208	2	Buffer, door handle
63	133.786	1	RH REMOTE CONTROL mechanism
	133.787	1	LH REMOTE CONTROL mechanism
64	134.190	2	LINK
65	162.047	14	Screw
66	163.014	6	Washer, plain
67	164.015	6	Washer, spring
68	164.016	8	Washer, shakeproof
69	150.017	2	DOOR SEAL, BLACK VELOUR + RUBBER
	150.018	2	DOOR SEAL, RED VELOUR + RUBBER
70	172.164	50	CLIP, seal retaining
71	134.191	1	RH seal retaining strip
	134.192	1	LH seal retaining strip
72	162.221	12	Screw
73	121.254	2	SEAL, door pillar
74	121.252	1	RH 'A' post pad
	121.253	1	LH 'A' post pad
75	162.158	4	Rivet, top pivot
76	162.115	4	Screw, lower pivot
77	172.205	4	Pin, locking



Coupé only





ILL. N°	PART N°	QTY	DESCRIPTION
1	150.091	1	HEADLINING KIT. Special vinyl is used to make this coupé headlining kit. This kit includes headlining and material to cover side and rear boards.
3	150.386	2	Sun visor
4	162.339	4	Screw, sun visor fixing
5	133.724	2	Handle, pull
6	133.795	2	Plate, fixing end re-inforcement
7	162.101	6	Screw
9			COUPE PANEL & RECOVER MATERIAL KIT. Contains: 9 panels, 2 map pockets & material to finish dash, dash top, door cappings etc.
9	151.092	1	Black panels with black piping
	151.108	1	Black panels with white piping
	151.109	1	Black panels with red piping
	151.093	1	Red panels with red piping
	151.110	1	Red panels with white piping
	151.094	1	Green panels with green piping
	151.095	1	Beige panels with beige piping
	151.874	1	Grey panels with grey piping
10	133.796	1	FASTENER KIT, for all trim panels, door cappings etc.
11			COUPE COMPLETE NEW SEATS. These new leather seats are supplied complete including the frame but not the seat rails. All made to the original specifications using leather on the seating surface and vinyl on the tunnel side end back.
11	158.008	1	Pair black leather seats with black piping
	158.009	1	Pair black leather seats with white piping
	158.010	1	Pair black leather seats with red piping
	158.011	1	Pair red leather seats with red piping
	158.012	1	Pair red leather seats with white piping
	158.013	1	Pair green leather seats with green piping
	158.014	1	Pair beige leather seats with beige piping
	158.115	1	Pair grey leather seats with grey piping
	158.150	1	Pair black leather seats with blue piping
12			COUPE LEATHER SEATS COVER KITS Our leather seat cover kits are made to the original specifications using leather on the seat surface and vinyl on the tunnel side and on the back. All loops are carefully cotton filled as original. For a perfect kit we strongly recommend to use new foams and bases..
12	156.038	1	Pair black leather seat covers with black piping
	156.039	1	Pair black leather seat covers with white piping
	156.040	1	Pair black leather seat covers with red piping
	156.041	1	Pair red leather seat covers with red piping
	156.042	1	Pair red leather seat covers with white piping
	156.043	1	Pair green leather seat covers with green piping
	156.044	1	Pair beige leather seat covers with beige piping
	156.183	1	Pair grey leather seat covers with grey piping
	156.265	1	Pair black leather seat covers with blue piping
13	132.144	2	Coupé squab frame
14	132.140	1	RH bottom seat frame
	132.141	1	LH bottom seat frame
15	132.147	2	Squab hardboard
16	157.001	2	CUSHION
17	157.002	2	SQUAB HORSEHAIR & PADDING
18	150.053	1	RH SEAT BASE, wood
	150.054	1	LH SEAT BASE, wood
19	132.123	2	SEAT BASE, perforated metal
20	150.154	2	Three piece wood set & screws



Pair green leather seats with green piping & Red leather seats with red piping.

Other colour combinations available (see text description)




ILL. N°	PART N°	QTY	DESCRIPTION
21	187.016	1	Black paint, spray
22	134.070	1	RH SEAT RAIL SET, 4 pieces
	134.071	1	LH SEAT RAIL SET, 4 pieces
23	133.208	1	FASTENER KIT, rails to floor, rails to seat bases and squab frame to seat frame.
24			ARMREST AND FILLING with fittings. Leather armrests were originally stitched on the tunnel carpet. Anglo-Parts will supply the armrest with foam and a woodboard so you can fix the armrest either as original onto the carpet or on the board. Fasteners are supplied to fix the board on the tunnel. The armsurface is made from leather and the side is vinyl, as original.
24	150.084	1	Black leather armrest with black piping
	150.085	1	Black leather armrest with white piping
	150.086	1	Black leather armrest with red piping
	150.087	1	Red leather armrest with red piping
	150.088	1	Red leather armrest with white piping
	150.089	1	Green leather armrest with green piping
	150.090	1	Beige leather armrest with beige piping
	150.391	1	Grey leather armrest with grey piping
	150.430	1	Black leather armrest with blue piping



Engine improvements, power tuning & competition



Part nr. **185.005** **Polished alloy rocker cover**
with MG logo



Part nr. **185.664** **Polished alloy rocker cover**
with MG logo & breather



Part nr. **185.659** **Black painted rocker cover**
with MG logo



Part nr. **016.013** **Gasket, rocker cover**



Part nr. **141.641** **Pair chrome knurled rocker cover nuts**



Part nr. **185.075** **Chrome filler cap**



Part nr. **018.039** **Rocker cover fix kit**



Part nr. **141.659** **Rocker cover nuts**
Quality polished brass with MG marque stamped in relief. Sold individually



Part nr. **018.079** **5 piece cylinder head nut kit**
Having a beautiful aluminium rocker cover, the surrounding chrome nuts will make it complete. Two kits needed!

Clutch conversion parts

Improved clutch cover. This friction system is the same as used on MGB cars and is perfect for fast road cars and competition. The MGA clutch plate remains the same.



Part nr. **021.006** **Clutch cover**

This cover is not as high as the original and must be used with the fork mounting plate here left (part nr. 023.133)



Part nr. **023.133** **Fork mounting plate**



Part nr. **027.020** **Fork**



Part nr. **021.007** **Release bearing**



Part nr.


082.207

Alternator kit

This kit is for all years and includes all parts for installation.



NGK spark plug




Part n°	Description
012.355	BP6ES Standard use
012.512	BP7EV Modified use
012.513	BP9EV Competition use

Part nr.

082.253

Alternator conversion kit with dynamo look

Replaces the C45 dynamo (Neg. earth)



Part nr.

082.141

Modern lightweight high torque replacement starters

This modern reliable starter gives more torque with less power drain when starting, this makes it ideal for daily use. They are also easier to install as they are much lighter and smaller

Part nr.

081.195

Coil, sport type push-on



Part nr.

083.384

Lucas 45D competition distributor

no vacuum



CSI ignition systems

The origin of Classic Sport Ignition lies within a passion for classic cars. Years of hands on experience in automotive electronics have enabled the CSI company to develop the ultimate ignition for your classic car.

CSI ignition systems have been tested in heavy endurance rally's, like the Carrera Copacabana, the Monte-Carlo Historique and the Mille Miglia.



We at Anglo-Parts have tested many other systems, some are not practical in use, others fail when driving in hot weather conditions and others are quite difficult to fit. Since 2010 we have been driving our MGB with a CSI ignition system and have been very happy with the test results shown. We later installed this system in our E-type, also with fantastic results.

The 16 carefully tuned pre-programmed advance curves are at your disposal to choose from, just find the perfect one for your type of car. Choosing between the available curves is very easy. All you have to do is remove the distributor cap and change the curve to your desired position simply by using a screwdriver. A special system has also been made for the MGA Twin Cam owners. Access to the distributor on these cars isn't easy, so CSI have made a system, where you choose the curves from the drivers seat. All CSI systems are installed into a special housing which can't be distinguished from original, your classic will keep its authentic look. We recommend changing the H.T. wiring to a non-copper wire type and the caps to 'push-on' types to give the best results. Early cars with a mechanical tachometer are easy to convert to negative earth, it will give you the possibility to fit a GPS or just reload your mobile using the cigar lighter connection. For those cars we only stock the negative earth distributor. The T-Type is probably the only exception, were the purist might not want to change the ground and wants to keep the car positive earthed.



Car make - type	Ground/earth	Distributor housing	CSI system part n°	H.T. lead kit part n°	Coil O.E. part n°	Coil Sport part n°	Spark plug O.E. part n°	Spark plug NGK part n°
MGA	negative	25D4	181.331	081.069	081.001	081.195	012.005	012.355
MGA	positive	25D4	181.334	081.069	081.001	081.195	012.005	012.355
MGA Twin Cam	negative	25D4	181.330	081.966*	081.001	081.195	012.219	012.681

*Also buy part n° 081.018 x 1 (distributor cap) and 162.366 x5. Cut cable to length
We list the most common types with vacuum unit fitted. For tuned engines you can order a non vacuum type, please contact your local shop for more information.



Engine improvements, power tuning & competition

Improve your MGA rocker shaft

Reduce the side load on the valves
(check clearance valve/piston)

Part n°	Description
012.386	Roller rocker assembly, in-line
012.387	Roller rocker assembly, off-line



Part nr. 198.059

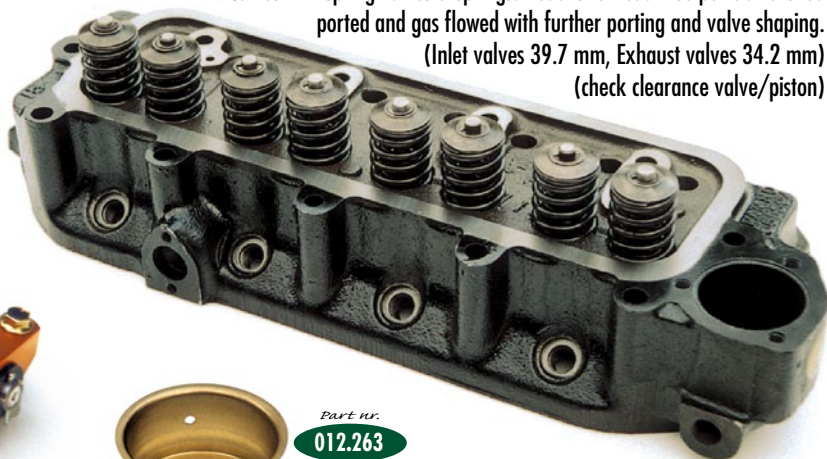
Valvemaster Plus

Castrol valvemaster is a phosphorous based additive to enable you to use unleaded petrol in your classic without modifying the engines soft valve seats. Castrol Valvemaster is endorsed by the Federation of British Historic Vehicle Clubs (FBHVC) following the tests developed by that independent body. Supplied in 250ml bottles, with a built in measuring device. 10ml treats 10 litres of unleaded giving you the flexibility to fill up with varying quantities of fuel. OK for 40 L.

Part nr. 012.276

Stage 2 cylinder heads

Cast iron head based on the original Comes with spring valves & springs. Head is for lead-free petrol. Polished ported and gas flowed with further porting and valve shaping. (Inlet valves 39.7 mm, Exhaust valves 34.2 mm) (check clearance valve/piston)



Part nr. 012.263

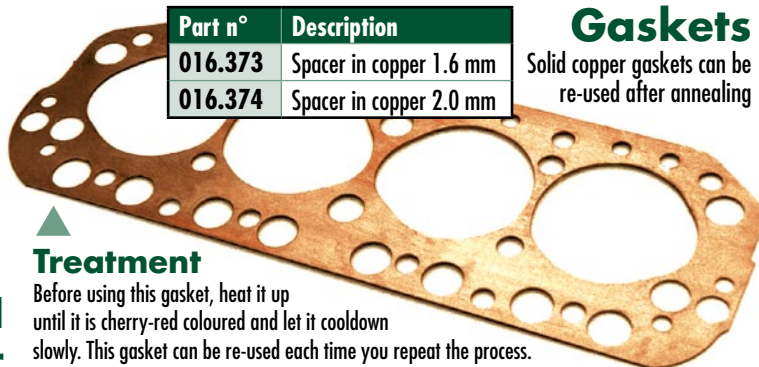
Sleeve blanking

when thermostat is not fitted

Part n°	Description
016.373	Spacer in copper 1.6 mm
016.374	Spacer in copper 2.0 mm

Gaskets

Solid copper gaskets can be re-used after annealing



Treatment

Before using this gasket, heat it up until it is cherry-red coloured and let it cool down slowly. This gasket can be re-used each time you repeat the process.

Part nr. 198.042

VSP PLUS Lead substitute & octane booster

Add to unleaded fuel as a replacement for leaded petrol. Most pre-1990 or classic cars cannot run on unleaded petrol without risking severe valve seat wear. VSP PLUS uses advanced Manganese technology which: • protects against valve seat recession • Boosts octane of unleaded petrol typically back to 4 old star leaded levels • OK for 40 L.



Part nr. 017.094

Improved stud kit

With 5 grade soldered nuts



Part nr. 013.363

KENT 3 bearing Fast Road kit

Includes: High performance camshaft, 8 short type cam followers, double spring set, spring retainers, cam lub. and timing disc. **Specifications:** power brand = 2000-6000 • cam lift = 6.70 mm • inlet timing = 106° • valve lift = 9.08 mm • duration = 286° • timing = 37/69 69/37 • valve clearance = 0.40 mm



Part nr. 013.169

Adjustable cam sprocket

The KENT gear is for a double chain



Part nr.

012.693

CROSS FLOW CYLINDER HEADS


These cutting edge high-tech cylinder heads suit MGA or MGB engines.

Controlled design and production of these cylinder heads has resulted in high quality enhanced gas flow and heat dissipation characteristics that are needed in high performance engines.

These heads are supplied fully machined, with the valves already fitted.

The cylinder heads use MGB valves, valve springs and retainers. We also

recommend that you use our sports exhaust systems instead of standard stock exhaust systems. **(check clearance valve/piston)**



Manifolds for cross flow cylinder heads

Part nr.

101.862

Weber DCOE manifold kit (for pair Weber 45 DCOE carburettors)

includes packing, nuts and bolts for fitting to cylinder head and carburettors.

See page 104 for Weber carburettors



Part nr.

101.861

SU manifold kit

(for pair 1.3/4" carburettors)

includes packing, nuts and bolts for fitting to cylinder head and carburettors.

See page 105 for SU carburettors



Part nr.

017.589

Crankshaft - rear oil seal conversion kit

This aluminium backplate with a rear oil seal fitted is a great improvement.

For MGA's with high mounted starters only. Slight modification to flywheel is needed,

but the engine doesn't need to be dis-assembled to fit, as usual.



Gearbox conversion kits

less backplate and gearbox
The kit upgrades the performance in line with modern practice with all ratios under control of clutch and gearlever. The conversion is totally non-intrusive, and the car can be returned to standard when required. The kit is supplied with all parts, nuts and bolts and fitting instructions for the competent owner to fit. The vehicle speedometer will need recalibrating.


Part n°	Description
020.262	MGA 1500 gearbox conversion kit. With low starter position
020.263	MGA 1600 gearbox conversion kit. With high starter position and flange type prop shaft



Alloy backplates

Much lighter than the old steel backplates

Part n°	Description
011.853	Alloy back plate. Up to 01-1959, chassis nr. 61.503 - Low starter motor position
011.854	Alloy back plate. From 01-1959, Late 1500 - 1600, high starter motor position




Part nr.

020.251

5 Speed gearbox

The Sierra type 9 gearbox gives a 10% higher second gear for better overtaking and fifth gear is the same as the MGB overdrive ratio.



Part nr.

024.510

Quick shift gear lever



Part nr.

300.111

Gearbox Oil 30

For use where oils of EP80 and 30 SAE rating were originally recommended.

Suitable for older boxes of either straight cut, synchromesh, epicyclic design, or for overdrives (such as Laycock), both oils contain no EP additives which can cause serious damage to gearboxes containing yellow metals, or friction modifiers which can cause slipping in overdrives and pre-selector gearboxes.





Classic Cool 180° Waterless engine coolant

Revolutionary brand new coolant without water. No water=no overheating or pressure, no corrosion, no pitting, no sediment and more BHP. Lifelong cooling and also a perfect solution for aluminium and all other radiators.

When changing your existing coolant to this waterless coolant, use Prep Fluid before hand to clean the system.

Part n°	Description
186.174	Classic Cool 180°, waterless engine coolant
186.175	Prep Fluid for flushing cooling system



Part nr.

185.896

10" dia. Revotec fan kit

These latest tailor made high efficiency fan kits with electronic controllers provide accurate on-off switching of the fan to ensure optimal cooling. Revotec uses laser-cut brackets that mount directly onto the radiator mounting. Brackets are bright passivated to give a smart appearance and prevent corrosion.

Upgrading to these electronic fans increases fuel economy, reduces engine warm-up time and ensures sufficient engine cooling and protection in modern traffic conditions.

Negative Earth Only!

Each kit is supplied complete with a OEM quality blowing fan, variable temperature fan controller, laser cut brackets, hoses, hoseclips and all fittings and instructions required for a professional installation

- Custom engineered to fit and cool your British classic without permanent modifications and utilising the original radiator mountings
- Easy to install with basic hand tools
- OEM components used throughout
- Latest fan and controller technology used together for the ultimate cooling package.

Part n° **061.829** **Revotec electric controller for existing fans**

These fan controllers are a great solution for converting your existing fan system. These are retro fitted to your existing fan to give precise on-off switching.

Fits neatly into your cooling system without using capillary probes or clip-on devices, ensuring perfect flow and effective sealing of the cooling system.

Upgrading to these controllers increases fuel economy, reduces engine warm-up time and helps engine cooling and protection in modern traffic conditions. Negative Earth Only!



- Easy to install with basic hand tools
- OEM components used throughout
- Latest fan controller technology.



Part nr.

185.129

Kenlowe cooling fan kit

If your Sprite or Midget suffers from overheating in modern traffic during high summer temperatures, we recommend a Kenlowe fan kit is installed to provide extra cooling.

Mounting: The standard specification includes adjustable body/chassis mountings to secure the fan adjacent to but not connected to the radiator. A no-cost option is direct radiator fitting with moulded mountings that extend beyond the fan to provide a simple secure four point mounting without drilling, or use of spanners. Note: this is not recommended for alu core radiators.

Automatic Control: Adjustable between 45 C° & 120 C° with 3 C° diff. Advanced heavy-duty design allows continuous on/off switching without a relay. A simple sensor entry using patented silicone rubber seal for capillary provides a watertight entry without cutting hose or drilling radiator.





Part nr.

011.589

Spin-on oil filter

with relief valve



Part nr.

011.572

Spin-on conversion kit

Part nr.

060.003

13 row oil cooler


For modified engines, fast road or rally use.



Part nr.

013.356

Up-rated oil pressure relief spring



Part nr.

185.440

Oil cooler shroud

Engine oil works better within a given temperature range, and an oil cooler makes sure this is maintained in the summer. In the winter this same cooler can cause undercooling. This easily mounted shroud makes sure this doesn't happen in the winter. Put it on in Autumn and take it off in Spring. takes a few seconds to install.

Part nr.

185.105

Oil cooler fitting kit

High quality hoses & pipes. Comes with packing, fittings and adaptor.



Part nr.

136.370

Fan shrouds

Eliminate overheating! Greatly improves engine fan efficiency by forcing the wind through the radiator, instead of around it. Fits on to existing radiator.



Alloy radiator

Part nr.

060.059



Part nr.

018.042

Sleeve thermostat 74°C.

Any cooling problems? Start checking if this type of thermostat is fitted. Once the thermostat opens, it blocks the bypass and sends all water goes through the radiator.

Part nr.

198.044

Water Wetter

This super coolant helps control over-heating. Your car can run up to 7°C cooler. 355ml





Exhaust system improvements and heat reduction



MGA sports exhaust systems

Falcon has developed a stainless steel tubular exhaust manifold to fit both LHD and RHD MGA models (not MGA Twin Cam).

The manifolds are full bore, mandrel bent and made from type 304 anti-magnetic stainless steel. The manifold will match up to an existing FALCON system or can be used with the larger bore stainless sport exhaust system. The sports exhaust has a modified pipe run to allow the silencer to be fitted higher up into its recess, just to make sure that all the enthusiastic rally boys don't knock it off. The unit is also skidded.



Part nr. 110.122

3 piece kit
outlet manifolds and 'y' piece



Part nr. 110.212

Link piece



Part nr. 110.213

Sport silencer

Part nr. 016.018
Gasket in & exhaust manifold



Part nr. 110.121

Mild steel manifold

Heat reduction products

All 100% asbestos free



Part nr. 159.404

Exhaust wrap

5cm wide x 1500 cm long. Reduces the engine bay temperature with up to 45%. This temperature reduction is beneficial in avoiding premature failure on costly engine components due to thermal deterioration.



Part nr. 159.407

Cool-tape

3.5cm x 450cm Used for wrapping wires, small relay's, hoses etc.. Very strong



Part nr. 159.406

Versa shield

60 x 18 cm Universal heat shield to protect starter motors, carburetors, electrical parts, etc.. from heat. Can be cut to shape and secures with velcro provided.



Part nr. 159.408

Heat shroud

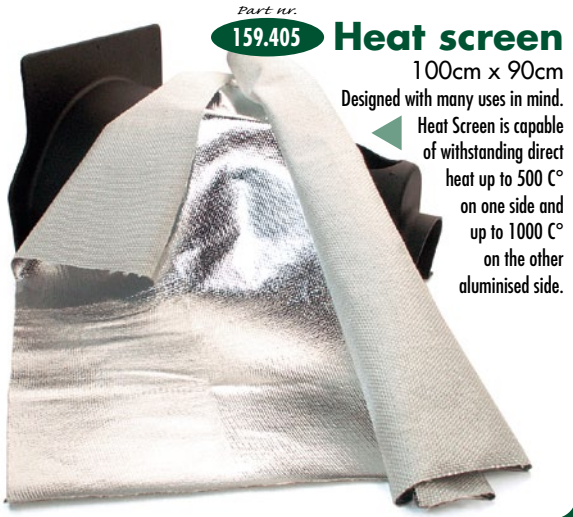
Covers 90 cm, 2-3 cm dia. wire or hose. A fast and efficient solution for hoses, lines and tubes. Easy to install. Can be cut to length with a sharp knife.



Part nr. 172.076

Strap

Handy strap for securing the wrap around tubes and small parts.



Part nr. 159.405

Heat screen

100cm x 90cm Designed with many uses in mind. Heat Screen is capable of withstanding direct heat up to 500 C° on one side and up to 1000 C° on the other aluminised side.

Part nr. **185.177** **Steel inlet manifold**
only 9 cm long



Part nr. **106.005** **Linkage kit, for accelerator cable**
might be different from illustration



Part nr. **106.008** **Rampipe**
16 mm



Part nr. **106.001** **WEBER 45 DCOE Carburettor assembly for maximum power**

We recommend that you set up the Weber to your engine's specific requirements. Have it done by a professional or read the following books, see below!

Part n° 190.428 & 190.416



Part nr. **106.002** **Gasket & anti-vibration plate**



Part nr. **106.003** **Grommet, vibration**



Part nr. **106.004** **Cup washer**



K&N air filter assemblies


Part n°	Description
101.195	Large oval unit - 45 mm thick - offset
101.578	Large oval unit - 45 mm thick - In-line




Part nr. **101.575** **K&N air filter element**
45 mm thick.
For K&N filter assemblies 101.195/101.578



Part nr. **106.086** **Trompet air filter socks**



Part nr. **190.416** **Speedpro series, Weber & Dellorto**
DCOE & DHLA Carburettors, the sidedraft carburettors.
How to build, power tune, strip and rebuild.
How to get the right set up for your engine.



Part nr. **190.428** **Haynes carburettor workshop manual**
This manual covers Weber, Stromberg & SU carburettors. Many illustrations and excellent step by step explanations.






Part nr.

185.147

1.3/4" SU carburettor kit

The kit includes: alloy manifold, new carburetors 1.3/4" SU type HS6 and all the linkage.



Part nr.

101.827

Spacer

With vacuum breather HS6 1.3/4" & HIF 44 SU




Part nr.

101.169

Spacer

12 mm thick HS6 1.3/4"



Part nr.

016.250

Gasket

manifold, 1.3/4"



Part nr.

101.422

Breather hose adapter

1/2" FLANGE, 3/4" long



Part nr.

161.404

K&N nut kit

A set of 4 high quality nuts with star locks



Part nr.
101.221

Pair heatshields for 1.3/4" HS6 SU

K&N Compact Airfilters*

Part n°	Description
101.331	compact air filter for 1 1/2" SU
101.333	compact air filter for 1 3/4" SU
101.574	replacement filter element only



Part nr.

162.787

K&N screw kit

A set of 4 high quality screws with spring washers and nuts




Part nr.

190.225

Tuning SU carburetors

G.R Wade. Publication in tuning & maintaining all types of SU carburetors and fuel pumps. 189 pages



* When standard air filters are changed to K&N, they will improve the flow. We recommend that you also change carburetor fuel needles.

part n° 102.239: One needle for a power improvement on carburetors

'Midlock' Adaptor

Sold individually

Part n°	Description
200.682	for SU 1.3/4" carburettor sold per piece, 2 needed
200.681	for SU 1.1/2" carburettor sold per piece, 2 needed



Part nr.

200.679

Pair 'Midlock' carburettor testers

Comes complete with a universal adaptor



Part nr.

330.070

Dashpot damper oil



Part nr.

200.572

Carburettor synchronizer



Carburettor accessories & fuel system improvements

Part nr. **163.033**
Washer, oval
 2 holes to hold a spring

Part nr. **172.027**
Fastener
 accelerator cable

Part nr. **171.011**
Return spring

Part nr. **162.084**
Plug, 5/8" UNF

Part nr. **162.029**
Screw, 1/4" UNF
 holds up locating plate

Part nr. **200.572**
Carburettor synchroniser

Part nr. **011.073**
Vacuum adaptor
 for servo, 5/8" UNF

Part nr. **172.054**
Cable, fastener

Part nr. **101.391**
Throttle cable locating plate

Part nr. **011.315**
Vacuum adaptor
 for servo with non return valve, 5/8 UNF

Part nr. **102.302**
Tool kit
 3 piece

Part nr. **162.271**
Screw
 for cable fastener

Facet Pumps
 High pressure electric fuel pumps
 Years of proven reliability in race, rally & road specifications. Positive or negative earthed & easy to fit.
Unions not incl.

Part n°	Description
101.146	HS4 - 1.1/2"
101.147	HS6 - 1.3/4"

Ram pipes for SU carburettors
 When the air filters are not fitted.
 Made from spun alloy tubes with radius and a mesh guard.

Unions
 For Facet fuel pump

Part n°	Description
108.287	5 PSI - Positive earth
101.191	5 PSI - Negative earth
108.209	7,5 PSI - Negative earth

Part n°	Description
101.192	Pair 90° unions for 5 PSI pump
108.209	Pair 90° unions for 7,5 PSI pump
108.210	Pair inline unions for 5 PSI pump
108.542	Pair inline unions for 7,5 PSI pump

Flexible fuel hoses

Part n°	Description
102.095	6 cm length
101.325	17 cm length
101.384	19 cm length
101.326	25 cm length
101.327	30 cm length
101.328	35 cm length
101.047	38 cm length

Part nr. **102.096**
'T' piece
 For fuel hoses

Part nr. **172.051**
Clip
 For flexible fuel hoses

Part nr. **101.821**
In-line fuel filter
 It is important that your fuel is filtered properly. This chrome plated fuel filter, complete with unions, hoses and installation clips will do the job right.

Part nr. **101.819**
Fuel pressure regulator
 This adjustable fuel pressure regulator eliminates high-end power fade. The fully adjustable dial settings ensure proper metering of fuel for consistent low or high-end power. Comes complete with unions, two hoses and clips.

Part nr. **186.043**
Cleaner
 For the filter element

Part nr. **330.070**
Damper oil 125ml
 This is the right oil for your SU

Part nr. **186.042**
Special oil spray
 For K&N filter element

Part nr. **198.015**
Cleaner spray
 For inside & out

Part nr. **198.059**
Valvemaster Plus
 A phosphorous based additive to enable you to use unleaded petrol in your classic without modifying the engines soft valve seats. Supplied in 250ml bottles, with a built in measuring device. 10ml treats 10 litres of unleaded giving you the flexibility to fill up with varying quantities of fuel. OK for 250 L.

Part nr. **198.042**
VSP PLUS Lead substitute & octane booster
 Add to unleaded fuel as a replacement for leaded petrol. Most classic cars cannot run on unleaded petrol without risking severe valve seat wear. VSP PLUS uses advanced Manganese technology which protects against valve seat recession & boosts octane of unleaded petrol back to 4 old star leaded levels
 OK for 40 L



Part n°	Description
054.395	For MGA 1500
054.396	For MGA 1600

Braided brake hose set

This is a must for all MGA's. By fitting braided brake hoses you will have a better brake pedal pressure. **Not 'E' approved**



Braided clutch hose

Part n° 011.073

Vacuum adaptor

to be used with an in-line non return valve



Part n° 011.315

Vacuum adaptor

with built-in non return valve

Part n°	Description
052.405	Female union, 3/8" UNF
052.406	Male union, 3/8" UNF

UNF Unions



Part n° 053.018

Brake fluid

1L. Silicone brake fluid



Part n° 053.177

Brake fluid

1L. Dot 5 high performance brake fluid race & rally



Part n° 053.039

Brake fluid

1L. Dot 4 high quality brake fluid



Part n° 053.018

Brake fluid

1L. Silicone brake fluid



Part n° 053.176

Easy bleed kit

Makes brake bleeding a one person job. Brake fluid can get out & air can't get in!



Part n° 052.479

In-line non return valve




Part n° 054.401

5 meter copper/nickel brake pipe, 3/16"

Part n° 050.628

Lockheed brake servo kit

After easy installation of this kit you will achieve maximum braking power. Kit includes: servo, vacuum hose, brackets and clamps, brake cable and fittings.




WARNING! fitting a brake servo will not cure faulty brakes, therefore ensure that your braking system is in good working condition.

Part n° 050.608

Drum to disc brake conversion kit

Converts standard wire wheel drum brakes to disc brakes using MGB calipers. This kit is perfect in improving your brakes by converting your drums to discs using brake caliper adaptor plates.



Kit includes:

- Brake discs and pads
- Wire wheel hubs
- Bearings
- Caliper adaptor plates
- Girling piston callipers
- Fixing hardware etc.

Get your MGA back on the road with these lightweight adaptors. With these adaptor plates it is possible to fit MGB brake calipers.

Part n° 135.795

Clamp, servo unit

for servo 053.082



Part n° 054.105

1 meter servo vacuum hose

for servo 053.082



Part n° 135.794

Bracket servo unit

for servo 053.082



Part n° 053.082

Lockheed brake servo

After easy installation you will achieve maximum braking power.

WARNING! fitting a brake servo will not cure faulty brakes, therefore ensure that your braking system is in good working condition.

Part n° 054.861



Pair brake caliper adaptors

Get your MGA back on the road with these lightweight adaptors. With these adaptor plates it is possible to fit MGB brake calipers.

Wheel fittings, spinners & accessories

Wire wheel conversion hubs

These conversion hubs are an economical alternative to the factory wire wheel equipment parts as shown earlier in this catalogue. This "bolt-on" system is similar to the system used by Triumph, and has proven to be easy and reliable. Important fitting instructions! Use only the special double cone nuts, shorten protruding wheel studs using a hack saw and secure the nut by centre punching the thread.



Part n°	Description of what you need and quantity
042.413	RH conversion hub, 12 tpi (order 2)
042.414	LH conversion hub, 12 tpi (order 2)
161.123	Special nut, double cone (order 16)
042.204	Spacer for front - when disc brakes are fitted. (order 2)

Part nr.
186.034

Copper grease

With wire wheels your hubs and spinners get very hot. Normal grease becomes liquid and disappears, causing them to get stuck with risk of damage. This copper grease withstands these high temperatures and makes it easy to remove spinners.



2 eared spinner



Part n°	Description
042.069	RH spinner, 12 tpi
042.070	LH spinner, 12 tpi
042.073	RH spinner, 12 tpi + 'MG' logo
042.074	LH spinner, 12 tpi + 'MG' logo

3 eared spinner



Part n°	Description
042.085	RH spinner, 12 tpi
042.086	LH spinner, 12 tpi

Octagonal spinner



Part n°	Description
042.077	RH spinner, 12 tpi
042.078	LH spinner, 12 tpi
042.344	RH spinner, 12 tpi + 'MG' logo
042.345	LH spinner, 12 tpi + 'MG' logo

Part nr.
136.055

British wheel wrench

This is a superior tool when it comes to removing spinners



Part nr.
136.056

British wheel wrench

This is a superior tool when it comes to removing octagonal spinners

Part nr.
159.059

Protective cover

For spinner wrenches

Part nr.
042.097

Hammer (1.15 Kg)

Made from quality copper and rawhide



Part nr.
133.141

Standard wheel wrench



Part nr.
185.050

Wire wheel brush



IMPORTANT!

Always jack-up the car and make sure the wheel is free from the ground before mounting or removing spinners.



Part nr.
185.678

Wooden wheel wrench

This wrench is supersoft for your spinners



**60 spoke wire wheel
15" x 4.1/2"**

Ill n°	Part n°	Description
1	046.005	Chrome plated wire wheel
2	046.004	Metalic silver painted wire wheel



**72 spoke wire wheel
15" x 5.1/2"**

Ill n°	Part n°	Description
3	046.023	Chrome plated wire wheel
4	046.022	Metalic silver painted wire wheel



**Part nr. 046.024 8 spoke alloy wheel,
15" x 5.1/2"**



Part nr. 046.027

72 spoke Cobra style wire wheel, 15"
Chrome plated

Part nr. 047.005 Tyre tube



Motor Wheel Service Quality Assurance Certificates




Each MWS wire wheel carries a quality assurance certificate. Wheels built with stainless steel spokes and nipples are covered by a full 2 year warranty. Standard painted wire wheels have a 1 year cosmetic and 2 year structural warranty. These warranties do not cover the following: damage due to neglect in maintenance, during wheel/tyre mounting, balancing or installation on vehicles. Any product used for competition or fitted with non-standard tyres.

Part nr. 047.071 15" wire wheel rim band

Gives your tyre tube it's needed protection against the spokes





Part nr.
041.051

Chrome hub cap

Sold each



Part nr.
198.003

Superglym chrome polish, 75gr.



Part nr.

141.210

MG Hub cap crest

Polished alloy.
Sold each



Part nr.

152.044

Hub fastener

Sold each

Part nr.

185.369

Set of 4 MG valve caps

stainless steel



Part nr.

140.368

Stainless steel rims

set of 4 polished rims

Part nr.
161.476

Valve cap

nickle plated



Part nr.

187.012

Silicone spray

Chrome protector



Part nr.

198.033

Super-soft polishing cloths

8 perfect cloths made from cotton



Part nr.

198.006

Clean wheels



8 spoke alloy wheel

Part n°	Description
046.053	15" x 5.1/2"
046.117	15" x 6"



Part nr.

200.702

Tyre pressure gauge

solid brass



Part nr.

198.031

Instant tyre dressing

Part nr.
133.476

Hub cap

sold per piece



Part nr.
085.180

MG sticker

sold per piece



Part nr.
161.365

Chrome plated nut

sold per piece




Part nr.


131.028

Standard steel valance

Finished in black primer. To be painted by you in the colour of your choice. See cross-section here on the right for mounting.

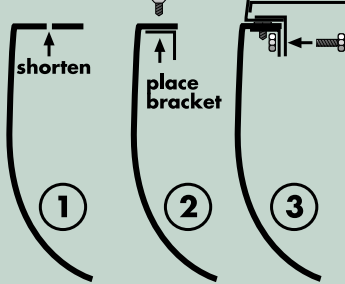


Using the existing welded nuts, the spoiler is bolted to the underlip



Valance

Measure and shorten the top lip of the spoiler to fit. Mount brackets on the spoiler (make sure the brackets match the existing holes on your car.). The existing welded nuts are to be removed. The valance is mounted with a bolt coming from the inside of the car!



Part nr.

138.080

Fiber-glass 'Sebring' valance

Made from fiber-glass and designed to reduce air drag at high speeds. Will need some work to fix properly. To be painted in the colour of your choice. See cross-section here on the left for mounting.



brought to life again by Anglo Parts

MGA sports screen & kits

For more than thirty years it was almost impossible to find this original factory option sportswindscreen. But now we are proud to mention it is available again through Anglo-Parts.

Part n°	Description
120.054	Clear windscreen, less fixing parts
120.287	Green tinted windscreen, less fixing parts
141.417	Pair short stanchions
141.434	Pair short side rails
140.238	Complete kit: Clear windscreen, incl. bottom/side rails, stanchions, rubbers and fixing parts
140.726	Complete kit: Green tinted windscreen, incl. bottom/side rails, stanchions, rubbers and fixing parts



Pair short stanchions



Side rails, short



We have the complete kit or you can order separate parts and use them together with existing parts from your car. It's easy to assemble: Take your existing windscreen off and dismantle. You can either use your existing bottom rail to fix the screen in together with the new short side frame rails and the new short alloy stanchions as seen here above to your left or order the complete kits.



Part nr.

185.017

Brooklands racing screens

These screens have been on the market since the dawn of British Sports Cars and they are still one of the most attractive sport screens for classic cars.

Each screen comes complete with a safety glass fitted, a polished aluminium frame and chrome plated brass mounting hardware. The multiadjustable feet will allow you to fit this screen on any car.



Part nr. **185.884** **Anchorage point kit**

For fitting an extra safety belt. Comes with the needed bolts, nuts & fitting instructions. Each kit sold for one point. You will need 3 or 4 kits depending on what safety belt you choose.



Part nr. **185.381** **Pair** **shoulder straps**

Make sure safety belts are comfortable to put on with these shoulder straps



Part nr. **185.441** **Road & rally safety belt**

Super safe with this 4 point road & rally safety belt 'E' approved



Part nr. **185.178** **Safety belt,**

3 point, race & rally

Part nr. **132.537** **3 point bracket kit**

For fitting two safety belts. Comes with all fixing hardware. For 3 point safety belts.



Part nr. **158.296**

Pair classic bucket seats

These authentic style bucket seats are nicely finished in black cloth with the seat part being detachable. Sold in pairs



Part nr. **161.643** **Eye bolt**
Sold individually



Part nr. **185.021**

Safety belt

European approved, 3 point

Pair deluxe seats

These original style deluxe & Twin Cam seats increase side support and comfort due to their longer base. Sold in Pairs.


Part n°	Description
158.107	Black leather with black piping
158.108	Black leather with white piping
158.109	Black leather with red piping
158.110	Red leather with red piping
158.111	Red leather with white piping
158.112	Beige leather with beige piping
158.113	Green leather with green piping
158.114	Grey leather with grey piping



Part nr. **083.174**

Battery switch

With removable key



Part nr. **185.403**

Leather bonnet strap

Secure your bonnet during rallying and racing. Sold per piece.



Part nr. **101.460**

Accelerator pedal extension pad

Made from aluminium



Instruments, tripmasters, warning lights & rally parts



Part nr.

088.087

Mechanical hour counter



Part nr.

088.088

Mechanical Minute counter

Part nr.

088.089

Baseplate 2 counters



Part nr.

088.090

Baseplate 1 counter



Part nr.

088.091

Clip

"Hanhart" Rally chrono instruments

Excellent chrono instruments with the following specifications:
(088.087) hour counter with 1/5 second recorder, 60 min. register, + 10 hour, 60 second sweep, jumping minute hand, pinlever, shock protected, 11 jewels, unbreakable spring, brass alloy case.
(088.088) minute counter with 1/5 second recorder, 60 min. register with coloured minute dial, 60 second sweep, flyback to zero and simultaneously restart, jumping minute hand, shock protected and extended dust and water resistance, 7 jewels, brass alloy case.

Part nr.

083.815

Retro Trip

The precision distance recorder.

Approved by many historic rallies. Easy calibration in miles & meters.



Part nr.

086.782

Battery switch

FIA approved

Part nr.

083.088

On-Off switch

Please note to use relays from 50 watts onwards.

Part nr.

083.084

Lighting switch

Three positions: off, side light & head light

Two & three hole mounting plates

Period reproduction mounting plates
 Our mounting plates for warning lights & switches are made from polished stainless steel. The holes have a diameter of 1/2", there are also holes in the top for mounting under the dash.



Part nr.

135.755

Two hole mounting plate



Part nr.

135.756

Three hole mounting plate

Warning lamps

Part n°	Description
083.159	Green lens
083.477	Red lens
086.187	Amber lens
086.370	Blue lens



Warning lamps available in four colours

These warning lamps have been specially chosen to suit British dashboards & fit in our mounting plates. Each lamp contains a bulb and two lucar terminals (earth & power).



Part nr.

086.399

Voltmeter



Part nr.

086.170

Ampmeter

+60 > -60



Part nr.

086.169

Electric clock



Part nr.

086.168

Oil pressure gauge

mechanical



Part nr.

086.171

Water temperature gauge

mechanical in C°

Part nr. **135.720** **Double 2" gauge bracket**
 in black wrinkle finish



Part nr.

135.719

Single 2" gauge bracket
 In black wrinkle finish

Part nr.

161.341

Adaptor piece



Part nr.

086.401

Oil temperature gauge adaptor



Part nr.

168.039

Copper packing



Part nr.

086.326

Oil temperature gauge
 mechanical in C°



MG polished brass keys

This quality key in solid brass with the MG marque stamped in relief is available again after 30 years.

The keys are blanks and can be cut to exact specifications in your local key-shop. Compare your existing key with the 2 cross section illustrations here below

Part nr. **185.471 FS**
For replacement ignition lock



Part nr. **185.470 FP**
For original ignition lock




Part nr. **102.928**

MG flood bowl bolts

Quality polished brass with MG marque stamped in relief. Sold individually.

Part nr. **133.375 Spark plug holder**

This aluminium holder with MG crest is for 4 spark plugs



Part nr. **141.660 MG Carburettor dampers**

Quality polished brass with MG marque stamped in relief. Sold in pairs.

Part nr. **183.058 bracket** ▲
For cigar lighter.

Part nr. **083.086 Cigarette/cigar lighter**

Comes complete with dash ring & wiring.

Part nr. **086.277 Windscreen washer kit**

Contents: Water bottle with 'Tudor' printed on, bottle cap, bracket painted in 'Tudor' blue, washer pump, 'T' piece, non return valve, clear hoses in 2 diameters and 2 chrome plated washer jets and nuts.



Part nr. **084.597 Map reading lamp**

Permanently mounted stylish chrome plated map lamp. This lamp is for mounting on the dashboard and switches on and off by turning the lamp shade. To be connected to the existing wiring.



Part nr. **084.721 Map reading lamp**

Simple but functional lamp. Freestanding map lamp with flexible stem. To be connected to the existing wiring.



Part nr. **141.067 Ash tray**
Stylish chromed ash-tray perfect for your classical MGA





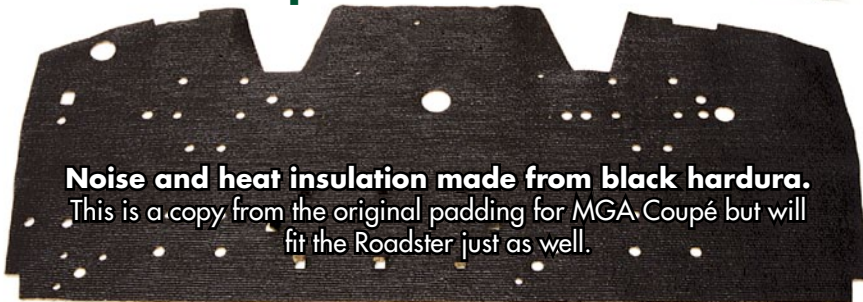
Part nr.
185.148

Walnut veneer dashboard

These dashboards sold by Anglo-Parts are made to the highest specifications and quality. Special attention has been given to the high gloss finish, the edges and backside to ensure a perfect fit. *These dashboards are for Roadsters only.*

Part nr.
150.383

Black Hardura under dash pad



Noise and heat insulation made from black hardura.
This is a copy from the original padding for MGA Coupé but will fit the Roadster just as well.

Part nr.
LHD 131.003

finishing strip

This strip will give your MGA a MKII and Twin Cam look. *Only for Roadsters*

Part nr.
185.149

Pair sill cover plates


A nice accessories protects your paintwork when stepping in & out.



Part nr.
185.151

Frame covers


Set of 4 covers in ribbed aluminium



Part nr.
185.150

Pair scuff plates

Ribbed aluminium. Protects door panels



Part nr.
150.205

Retaining seal

This polished stainless steel seal protects your door seal from paintwork damage. Sold each.



Part nr.
141.348

Chrome dashboard grip

Very stylish with MG crest




Steering wheels

Moto-Lita Steering wheels are quality accessories made from strong, finely finished solid wood and the finest leather.

They are a must for the classical driver who likes that bit of extra finesse.

Since the early fifties Moto-Lita has been designing and manufacturing unique steering wheels in wood and leather. Each steering wheel is a piece of artwork built by British craftsman. The wooden steering wheels are made from carefully selected cross-laminated timber which is bonded and rivetted to a high quality hand polished alloy 3 spoke frame. They are then handfinished with a hardwearing deep lustre which is resistant to petrol, oil and the elements.



Moto Lita steering wheel wood rim



Part n°	Description
185.025	Dia. 33cm
185.026	Dia. 35cm
185.027	Dia. 38cm

Moto Lita steering wheel leather rim



Part n°	Description
185.155	Dia. 33cm
185.156	Dia. 35cm
185.157	Dia. 38cm

Part nr.

185.083

Moto Lita boss



Part nr.

185.393

Large aluminium billet center horn cap

suits Moto-Lita boss



Part nr.

185.392

Small aluminium billet center horn cap

suits Moto-Lita boss



Part nr.

185.106

Beautiful reproduction of the period style original optional steering wheel

The original centre boss finishes the steering wheel perfectly. (42.5 cm dia.)

Part nr.

043.001

Original centre boss



Gear knobs & Luggage racks



Part nr.
023.095

Original gear knob
black bakelite



Part nr.
185.034

Wood gear knob
varnished with MG crest



Part nr.
185.035

Leather gear knob
black leather with MG crest



Part nr.
185.565

Wood gear knob
with threaded insert



Part nr.
185.252

Walnut gear knob
nicely finished quality




Part nr.
185.475

Alloy gear knob
flat top



Part nr.
185.476

Alloy gear knob
Round top



Part nr.
140.066

Universal boot rack
Clamps on with suction pads, no drilling holes.



Part nr.
140.015

Original type high quality chrome plated luggage rack
(incl. fitting kit)





Part nr. 185.016 **SU dash pots**
Highly polished aluminium.
Sold individually

Part nr. 135.303 **Coil bracket**
Stainless steel



Part nr. 198.033 **Super-soft polishing cloths**
8 perfect cloths made from cotton



Part nr. 198.003 **Metal polish**
This product is perfect for chrome & metals.

Part nr. 132.927 **Number plate holder**
Polished stainless steel plate holder for front or rear.
Sold each.



Part nr. 141.090 **Period style door pulls**
Protect your door lock cables and doorpanels from ripping when closing the door.
By fitting these very British chrome plated pull handles you don't have to pull your panels.
Sold each



Chrome blanking plugs

Part n°	Description
185.346	Pair of plugs 12 mm
185.347	Pair of plugs 22 mm
185.348	Pair of plugs 32 mm
185.349	Pair of plugs 40 mm



Part nr. 185.233 **Exhaust tail pipe finisher**
This original reproduction with MG crest is a must



Part nr. 083.006 **Chrome speaker bezel**
Give your MGA a MKII and Twin Cam look



Part nr. 083.004 **Cardboard back plate**
Goes with chrome speaker bezel



Part nr. 083.005 **Grill**
Goes with chrome speaker bezel



Part nr. 185.068 **Chrome exhaust tail pipe finisher**
inner diameter 41.2 mm



Part nr. 083.060 **Twin jet chrome**



Part nr.
085.096

Saint Christopher badge with british flag

Very authentic, finely detailed chrome plated badge with U.J. laid in jeweller's enamel.



Part nr.
085.158

Chrome plated "RAC" badge

This high quality original "RAC" badge will give your car it's finishing touch.



Part nr.
185.550

Chrome & enamel BMC Drivers club badge



Part nr.
185.755

Chrome plated self adhesive "GB" letters

Degrease the surface of your car and remove recent autopolish. The "B" for Belgium can be used separately.



Part nr.
185.170

Chrome plated MG Badge

For your car, as a present, souvenir or award.



Part nr.
185.169

Chrome plated U.J. Badge

For your car, as a present, souvenir or award.

Part nr.
185.002

Union Jack badge

Quality chrome with jewellers enamel. A masterpiece for your car.



Part nr.
162.405

Screw

For U.J. badge



Part nr.
161.054

Nut

For U.J. badge



Part nr.
185.176

Chrome plated "MG car club" badge

A authentic quality badge for your car or as decoration & souvenir. (For club members only)



Part nr.
133.834

Strong s/s fixing plate

Essential for your badges



Part nr.
185.049

'Desmo' chrome badge clamp

fits on badge bar



Part nr.
139.370

Screw kit

For badges



Part nr.
140.065

Badge bar

Nicely chrome plated





Part nr.
101.863

Modern filler neck

No more leaks and escaping petrol fumes with this 2" diameter filler neck with a 2.1/4" locking ring. This filler neck will take all filler caps listed here to the right.



Part nr.
101.057

Chrome filler cap



Part nr.
101.058

Chrome filler cap

With lock



Part nr.
101.014

Seal

Body to filler neck



Part nr.
101.346

Aston chrome filler cap with lock

Clamps onto existing or our improved filler neck here on the left



Part nr.
101.849

Monza chrome filler cap with lock

Clamps onto existing or our improved filler neck here on the left



Part nr.
101.863

Modern filler neck

No more leaks and escaping petrol fumes with this 2" diameter filler neck with a locking ring. This filler neck is to be used together with the brass collar listed below (101.855). Will take all filler caps listed here to the right.



Part nr.
101.855

Brass collar

Clamp on to filler neck



Part nr.
101.854

Monza chrome filler cap

Clamps onto our improved filler neck here on the left using the brass collar (101.855)



Part nr.
101.853

Aston chrome filler cap

Clamps onto our improved filler neck here on the left using the brass collar (101.855)



Part nr.
101.014


Seal

Body to filler neck



Part nr.
101.936

Aston filler cap 3.1/2"



This beautiful large size quick release filler cap is made for rally, race or modified fast road cars. The filler neck is a cone and will take various diameter hoses to suit most. Made from polished aluminium.

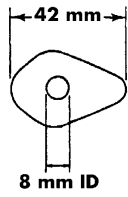


Side mirrors, racing mirrors & clamp-on mirrors

Chrome door/wing mirror

(incl. all pieces as seen on photo)

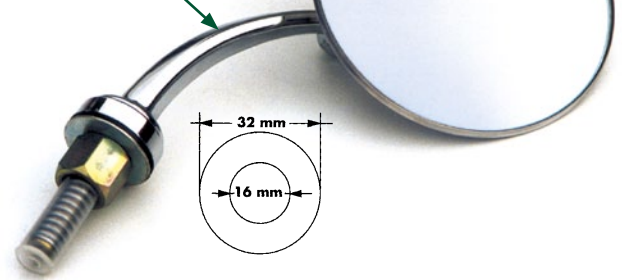
Part n°	Description
141.011	RH wing or door
141.012	LH wing or door



Part nr. **122.072**
Seal only
 mirror arm to wing



Part nr. **141.117** **Round mirror**
 Part nr. **141.116**
RH or LH mirror arm on spring

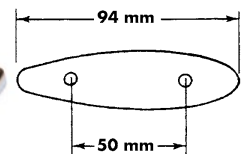


Part nr. **141.344**
Lightweight aluminium racing mirror

Made in England by the manufacturer who made the originals used in British sports cars between 1950 & 1970.



Part nr. **141.070**
Racing mirror
 (incl. all pieces as seen on photo)



Part nr. **141.192** **Classic clamp-on mirror**
 no drilling holes, clamps on windscreen



Lamps & lamp protection

Tripod Lamp & H4 Tripod Lamp

For a real vintage look, fit these reproductions of the original Lucas tripod lamps. Tripod lamps use the early style bulbs. More modern lighting can be achieved by using the H4 tripod lamp & H4 bulb: 30% more light.

Part n°	Description
084.205	Tripod lamp
084.094	LHD early style bulb
284.062	Tripod lamp H4
084.110	Bulb H4 60/55 watt

Please Note:
Tripod lamps don't carry an 'E' approved code and may not be legal for street use, check local regulations before you purchase them.



Part nr. 084.731 **SLR700 7" 'Flame thrower' spotlamp**

Period style rally lamp with chrome finish (Mounting bracket not included)

Not 'E' approved

Part nr. 185.684 **Lamp cover 7"**



Part n°	Description
141.128	RH front or LH rear
141.129	LH front or RH rear



Lucas 5" spot & fog lamps



Not 'E' approved

Part n°	Description
084.191	Fog lamp, Lucas - Type WFT 576
084.193	Spot lamp, Lucas - Type WLR 576

Part nr. 185.337

5" Fog or spotlamp protection cover


An exact authorised reproduction of the original Lucas cover.



Part nr. 185.389 **Pair 7" headlamp peaks**
Stainless steel



Part nr. 185.007 **Pair 7" stoneguards & fittings,**
Made from stainless steel



Part nr. 185.445 **Pair invisible lamp covers**
Protects against stones & debris



Part nr.

185.047 Detachable Sunvisor

A sixties favorite aftermarket accessory. This quality piece has solid smoked plexi visor with chrome plated solid brass hinges. Sold individually. This sunvisor can be mounted and detached without effort or damage if the mounting instructions are followed carefully. First remove the protection foil BEFORE mounting. Make sure the vertical hinge pin screws are not too tight. Next to protect your window frame from scratches stick pieces of tape on the window frame where the hinges will be clamped (make sure to degrease the frame before sticking the tape). Now place your sunvisor and SLOWLY TIGHTEN the allen screws into the tape. Make sure you DO NOT OVERTIGHTEN the allen screws, as these can brake the hinges.



Part nr.

121.099 Original heel mat

25.5x15 cm
Sold individually



Part nr.

121.038 Aftermarket heel mat

34 x 25 cm
Sold individually
These mats are well made and have a MG logo embossed in the centre.



Part nr.

151.119

Heavy duty foot mats

These thick heavy rubber mats are moulded for MGA footwells.

Well made and with a MG logo embossed in the centre.




Part nr.

185.018 Detachable wind wings

A sixties favorite aftermarket accessory. These quality pieces have solid plexi windows with chrome plated solid brass hinges. Sold in pairs

These windwings can be mounted and detached without effort or damage if the mounting instructions are followed carefully. First remove the protection foil BEFORE mounting. Make sure the vertical hinge pin screws are not too tight. Next to protect your window frame from scratches stick pieces of tape on the window frame where the hinges will be clamped (make sure to degrease the frame before sticking the tape). Now place your windwing and SLOWLY TIGHTEN the allen screws into the tape. Make sure you DO NOT OVERTIGHTEN the allen screws, as these can brake the hinges.





Part nr.

159.323

Moltex outdoor car cover

Moltex car covers are made from this strong lightweight breathable waterproof material. Whether you are looking for an in-door car cover, or a way to keep the sun off your car during the day, or an all season outdoor car cover, a Moltex car cover is the best solution. These universal car covers come with a stowage bag and two elasticated ropes with four hooks to keep the cover securely in place. Make sure the cover doesn't move because of wind. Tighten with additional ropes or elastics to avoid the car cover making matt areas through friction!

- * Superior water resistance
- * Protects from dust
- * Protects from pollution
- * Keeps interior cooler
- * Protects from bird & tree droppings
- * Elasticized edge for snug fit
- * Light and easy to use
- * Washable by hand & machine +40°C



Part nr.

159.359

Supertex indoor car cover

A Supertex car cover stands for a strong lightweight breathable material. The inside has an extra soft coating to protect the bodywork from scratches. Comes in a handy stowage bag, two elastics keep the cover securely in its place.



Part nr.

150.389

Wing cover

'MG safety fast'

This padded wing cover will fit perfectly over your MGA wings and protects them from scratches and muck.

Part nr.

150.445

Indoor deluxe car covers

Custom made super soft car cover. Made from thick acrylic-cotton fleece. This car cover is elasticated to ensure a perfect fit. Green with yellow piping. For indoor use only. Comes with stowage bag.

Part nr.

130.018

Fibre glass hard top

These hard tops are built in England and should be ordered on time as they take some time to make. They come completely assembled and ready to fit on your MGA. Please note: May need some adjustments depending on the little changes from one MGA to another.





Quality blankets

Part n°	Description
185.323	Blanket in Scottish plaid Red lap
185.324	Blanket in Scottish plaid Green lap



Part n°	Description
185.305	Green Tartan
185.306	Blue Tartan
185.307	Cream white

Lambswool scarves



Part nr. 185.301

Adjustable cap with "MG" logo



Part nr. 185.314

Picnic Blanket

Picnic Blanket in tartan, fastened to a nylon groundsheet. (this item may be different from ill.)

Part nr. 185.061

Goggles

with safety glass



Millia leather flying helmet

This helmet gives protection and keeps your neck warm with it's extra long neck extension.

Part n°	Description
185.675	Small
185.676	Medium
185.677	Large
185.713	X-Large



Leather flying helmet

Part n°	Description
185.255	Small
185.256	Medium
185.257	Large
185.707	X-Large



Sheepskin flying helmet

Part n°	Description
185.054	Small
185.056	Medium
185.059	Large
185.060	X-Large

High quality driving gloves

Drive in great style with these gloves, made using the finest craftsmen and materials.

Beaulieu gloves

Part n°	Description
185.821	Small
185.822	Medium
185.823	Large
185.824	X-Large



Monte Carlo gloves

Part n°	Description
185.811	Small
185.812	Medium
185.813	Large
185.814	X-Large



SLS Black leather gloves

Part n°	Description
185.801	Small
185.802	Medium
185.803	Large
185.804	X-Large





Part nr. **185.076** **Umbrella**
 This quality umbrella comes in a classy colour combination of brown and cream with MG crest and a wooden handle.



Part nr. **185.490** **'BMC'** screen plate painted
 450 x 680 mm

Part nr. **185.196** **'MG'** parking only
 320 x 480 mm



'MG' Patch

Part n°	Description
185.295	Brown & cream 7.8cm dia.
185.173	Red & black 7.8cm dia.



Part nr. **185.188** **'MG' on pin**
 Fine chrome with jeweller's enamel

Key fobs



Part nr. **185.210** "Union Jack"
 Part nr. **185.211** "BMC" rosette
 Part nr. **185.006** "MG"

Part nr. **085.122**

'MG' Sticker



Part nr. **185.709**

Union Jack desk dressing flag



Part nr. **185.189**

'MG' on tie clip
 Finely gold plated with jeweller's enamel



Part nr. **185.219**

Union Jack on pin
 Fine chrome & jewellers enamel

Part nr. **185.214**

MGA on pin



Part nr. **185.199**

Union Jack flag
 70 x 100 cm



Part nr. **185.753**

Pair Union Jacks
 self adhesive



Part nr. **162.405** **Screw**
 Part nr. **161.054** **Nut**
 Part nr. **185.002** **Union Jack badge**
 A masterpiece for your car. Quality chrome with jewellers enamel.

Part nr. **085.149** **Magnetic Union Jack**

For your car or as decoration & souvenir. measurements: 90 x 55 mm



Union Jack sticker

For your car or as decoration & souvenir. measurements: 73 x 43 mm

Part nr. **085.157**



Part nr. **185.174**

Union Jack patch
 measurements: 78 x 52 mm





Part nr.

086.604 800 mA automatic waterproof battery charger


- Sparkproof and reverse polarity protected.
- 100% sealed and all-weather safe, incl. wet and cold weather
- Safely charges any size battery through 200 amp-hour capacity.
- For all vehicle types: car, motorbike, boats, caravans...
- Led battery status display
- Check battery status before charging
- Bulk charge raises battery voltage to 14.4 Vdc • Float/storage monitors and maintains fully charged battery for an indefinite period of time



Part nr.

185.333 Heavy duty starter cables

Put this pair of battery cables in the boot and you are always ready to help someone with a dead battery. These cables are 250 cm long and have strong clamps.



Part nr.

185.329

Foot action tyre pump

High performance foot pump, 210 cubic cm air with each press



Part nr.

185.328 Reflector-triangle

Heavy duty, 'E' approved triangle. In case of any emergency, be seen and put this triangle at least 30 meters in front of the obstacle.




Part nr.

083.174

Battery switch

With removable red key



Part nr.

086.268

Lucas hazard flasher kit

Universal flasher kit for MGA 1600 & MKII. The kit includes the switch, relay, mounting bracket and fitting instructions with detailed diagrams. Switch will also fit in a 15 mm diameter hole, as long as the panel is 1,5 mm or less.



Part nr.

284.485

Bulb & fuse kit

Consists of 11 bulbs and 3 fuses. Kit is for standard main headlamps and **WILL NOT FIT H4 TYPES**. All lamps are foam protected and come in a handy box



Part nr.

284.486

H4 Bulb & fuse kit

Consists of 13 bulbs and 3 fuses. Kit is for H4 main headlamps and **FITS H4 TYPES**. All lamps are foam protected and come in a handy box



Part nr.

185.332

Fire extinguisher

'E' Approved, 1 Kgr dry chemical fire extinguisher. We hope you will never have to use it, but, just in case, have it with you.





AUTOGLYM

simply outstanding



Part n°	Description
198.005	480ml car shampoo & conditioner
198.008	Cutting polish for badly damaged paint
198.007	Super resign polish
198.011	Extra gloss protection
198.006	Clean wheels
198.031	Instant tyre dressing
198.009	Bumper care (rubber)
198.012	Glass protection
198.035	Fast glass cleaner (spray)
198.013	Interior shampoo
198.010	Vinyl & rubber care
198.014	Instant tar remover
198.003	Chrome polish (tube 75gr.)
198.033	8 x polishing clothes
198.039	Leather care
198.057	Engine cleaner



Part nr. 198.070
Autoglym Aqua Wax
 Just wash your car, apply Aqua Wax and buff to a perfect finish using the supplied cloth. Saves time as there is no need to dry car between washing and polishing.

Part nr. 185.046
Connolly hide care only
 Use this at least once a year



Part nr. 185.551
Connolly hide care kit
 For cleaning and preserving hides, upholstery and all leather clothing



Part nr. 198.060
Hydra blade
 Effortless removal of shampoo rinse water



Renovo soft top cleaning products
 This excellent product is specially formulated for soft tops. First use cleaner and then the proofer. For canvas soft tops the black reviver should be used before the ultra proofer.

Part n°	Description
198.063	Plastic window polish
198.064	Vinyl (pvc) soft top cleaner
198.065	Canvas (fabric) soft top cleaner
198.066	Vinyl (pvc) soft top ultra proofer
198.067	Canvas (fabric) soft top ultra proofer
198.068	Canvas (fabric) black reviver

Part nr. 185.343
Car wash handshoe
 Perfect for washing your classical



Part nr. 185.351
Car duster
 This 100% cotton dusting mop has been treated to trap dust. Shake out and it's ready to use again. **DO NOT WASH OUT**



Part nr. 185.334
Chamois
 We offer only the best real natural chamois. These are specially made for the car industry having larger dimensions than most and are thick and very soft. Approx. 40 x 62cm. Made in England of course.



Part nr. 185.335
Professional wringer
 Heavy duty industrial quality wringer for chamois, towels etc. Specifications: Rustproof steel frame, maintenance free rollers and bearings, adjustable pressure over the entire length of the rollers for uniform water removal. The complete wringer machine has two strong clamps for easy attaching





Waxoyl, rust removers, glues and protection products



Part nr. 186.087

Wax Oyl anti-corrosion
2.5L Starter kit



Part nr. 186.084

2.5 L. Wax Oyl
refill can



Part nr. 186.080

400 ml Spray



Part nr. 198.069

Wet Protect

High performance spray that protects electronics from moisture. Leaves a long lasting protective water resistant coating when used. 40 ml.

FERTAN Rust Killer

No need to remove rust. FERTAN pulverizes & detaches it, then converts the surface into an ideal paint base. FERTAN eliminates sanding, deep brushing, sandblasting. It may be applied both on slightly rusty metals and hard rust, as well as on bare metal to protect it from future rust. It's an aqueous solution, penetrating everywhere under joints and even under paint cracks. It can be applied on damp or wet surfaces. It is harmless to plastic, rubber, chrome and already painted surfaces. FERTAN is only active in contact with iron or rust. It can be washed off from any other surfaces by water. It is non-flammable, harmless to health, physical contact or inhalation.



Part nr. 186.151

Fertan rust killer
Pumpspray, 250ml



Part nr. 186.164

Fertan rust killer
30 ml. tester

Part nr. 186.165
Fertan rust killer
1 liter bottle



Part nr. 198.034

ClearVue Rain-Kleer

Raindrops just blow off, keeps windscreen clear even without windscreen wipers. Doesn't smear or damage



Part nr. 198.038

Brake Cleaner

Keep your brakes clean for your own protection



Part nr. 187.010

Glue spray

This strong spray glue can be used for all purposes.



Part nr. 186.159

5 L. Anti-freeze

Pre-mixed all season protect coolant. Up to -25°



Part nr. 187.011

Tube glue gel

This tube of all purpose glue is perfect for sticking small trim parts.



Part nr. 187.009

Glue gel, pot 625 g.

This very strong all purpose glue is perfect for sticking panels, carpets and other trim parts.



How much & what oil you need			
Models	Engine	Gearbox	Axle
All MGA's 1955-'62	Penrite HPR30 20W/60 - 4.4 L.	Penrite Gearbox oil 40 - 3 L. > 2.6 L.	Hypoid 85W/140 - 1.6 L > 1.3 L.

PENRITE OIL

Penrite 20W/60 Engine oil

This HPR30 oil replaces SAE 30 and 20W/50.

A mineral oil formulated for most post-war classics, particularly high performance vehicles such as MG, Porsche, Jaguar and Triumph. Suitable for cars running six volt electric systems, where starter motor cranking speeds require an engine to turn over with minimal drag. Meets API SJ/CF.



Part n°	Description
300.501	5 liters Penrite 20W/60 engine oil
300.101	1 liter Penrite 20W/60 engine oil

Part nr. 300.118

Hypoid gear oil 85W/140, 1L

Replacing EP 90, this oil is primarily for post-1960 cars requiring a higher viscosity than Hypoid 80W/90. Also for large commercial vehicles. Exceeds GL5 specifications.



Part nr. 300.112

Gearbox oil 40, 1L

Replaces EP 90 and SAE 40. For use where oils of EP80, EP90 and 30 and 40 SAE rating were originally recommended. Suitable for older boxes of either straight cut, synchromesh, epicyclic design, or for overdrives (such as Laycock), both oils contain no EP additives which can cause serious damage to gearboxes containing yellow metals, or friction modifiers which can cause slipping in overdrives and preselector gearboxes.



Part nr. 300.509


Running-In oil, 5L

Running-In Oil is designed to promote and control the bedding in process of newly rebuilt engines. It should be used for the first 300 miles and then replaced with the appropriate grade of HPR oil.

Part nr. 330.001

Shock Oil 1, 500 ml

For most single and double acting shock absorbers, including lever arm. Ideal for Jackall systems.



Part nr. 330.002

Shock Oil 2, 500 ml

A heavier grade to increase the damping rate or to suit non-piston type shock absorbers. Ideal for competition use.



Part nr. 330.060

Cam assembly lube, 40 gm

For lubricating engine components during assembly not for use on pistons or in the ring area.



Part nr. 330.070

Damper oil, 125 ml

Specifically formulated for SU carburettors (both damped and non-damped) of all ages and certain Stromberg carburettors.



Part nr. 200.758

Penrite pouring jug



Oils & greases Castrol & oil drip pan, grease gun

How much & what oil you need

Models	Engine	Gearbox	Axle
All MGA's 1955-'62	Castrol XL 20W/50 - 4.4 L.	Penrite Gearbox oil 40 - 3 L. > 2.6 L.	Penrite Hypoid 85W/140 - 1.6 L. > 1.3 L.



Castrol Classic Oils

Established in 1899, originally as CC Wakefield, Castrol launched their first lubricant for cars in 1906 and have been at the leading edge of motor technology ever since. Choosing the right engine oil for your veteran, vintage or classic vehicle is essential for ensuring peak running condition and maximum wear protection for your engine. To make this decision easier Castrol has reintroduced their range of famous oil brands, but now using the latest technology, low detergent base oils and in the appropriate viscosities on which veteran, vintage and classics were designed to run. Historically many motor manufactures recommended Castrol by name in their original vehicle handbooks and now today's owners may continue to follow those original recommendations.



Castrol body sticker

Part n°	Description
085.381	10" sticker
085.418	5" sticker



Part nr.
186.031

Pot Castrol LM grease



Part n°	Description
200.749	Pouring jug • Quart - 1.137 L.
200.735	Pouring jug • Pint - 0.568 L.
201.048	Pouring jug • Half pint - 0.284 L.

Imperial measure pouring jugs



Part nr.
185.749

Castrol patch, dia. 7 cm



Part nr.
200.604

Grease Gun



Part nr.
186.021

Cartridge

Castrol LMX grease (Bearings)

Part n°	Description
300.143	1 Liter Castrol Classic 20W/50 engine oil
300.522	4.5 Liter Castrol Classic 20W/50 engine oil
302.022	20 Liter Castrol Classic 20W/50 engine oil

Castrol Classic 20W/50

For pre-1980 Modern Classic Cars, Castrol Classic XL 20W/50 is a low detergent traditional multigrade engine oil, ideally suited to older technology modern classics. Compared to modern engines using sophisticated oil pumps to deliver higher pressures with low viscosity oils, modern classic vehicles have wider tolerances and require higher viscosity multigrade oils to operate at the optimum performance level. Castrol Classic XL 20W/50 offers excellent oil consumption and a very high level of engine wear protection. Castrol Classic XL 20W/50 engine oil is a conventional multigrade engine oil, ideally suited to older technology or high mileage modern Classic cars specifying an SAE 20W/50. Classic XL 20W/50 contains a high quality base oil and includes additives specially formulated for classic vehicles. Benefits; Improved oil consumption and oil pressure, Reduced engine noise and Slower drain down when not in use.



Part nr.
132.646

Oil drip pan

Very useful under your MGA, motorbike, lawnmower or other classics





Part nr.

200.591

Force speed oil can

Metal with black laquer



Part nr.

053.177

1L. Dot 5 high performance brake fluid

For race & rally



Part nr.

053.039

1L Dot 4 high quality brake fluid



Part nr.

053.018

1L Silicone brake fluid



Part nr.

186.034

Copper grease

With wire wheels

your hubs and spinners get very hot. Normal grease becomes liquid and disappears, causing them to get stuck with risk of damage. This copper grease withstands these high temperatures and makes it easy to remove spinners.



Part nr.

052.117

Rubber grease

A quality product for greasing all rubber, especially brakes & clutch



Part nr.

198.036

Castrol cleaner

This great cleaner is perfect for cleaning engines & mechanical parts



Part nr.

198.044

Water Wetter

This super coolant helps control overheating. Your car can run up to 7°C cooler. 355ml.



Part nr.

186.040

Castrol DWF spray, 400 ml

Helps loosen rusty parts or bolts, gives a lubricant coating and protects against corrosion



Part nr.

187.012

Castrol silicon spray, 400 ml

For protecting and waterproofing ignition systems and locks, and can be used to protect chrome wire wheels or window channels etc.



Part nr.

198.017

Form -A- Gasket Nr. 1372, 200 ml gasket cement tube

Use on both sides of a gasket or direct on the surface. Specially for high temperatures up to 315°C. Also useful for exhaust pipe fitting.



Part nr.

198.016

300ml spray, gasket remover

Removes paper, paint, gasket etc.



Part nr.

016.269

200 ml.

Form-A-Gasket Nr. 1, gasket cement tube

Use on both sides of the gasket or direct on the surface.



Part nr.

016.627

Loctite tube, 3 gr.





Part nr.
085.018

"MG" rocker cover plate



Part nr.
085.082

"LUCAS" coil sticker

LUCAS
ENGLAND
PATENTED

LUCAS
ENGLAND
PATENTED

LUCAS
ENGLAND
PATENTED

LUCAS
ENGLAND
PATENTED

LUCAS
ENGLAND
PATENTED

LUCAS
ENGLAND
PATENTED

LUCAS
ENGLAND
PATENTED

LUCAS
ENGLAND
PATENTED

Part nr.
085.041

"LUCAS" sticker strip
for wiring system



Part nr.
085.019

Patents plate, rocker cover

Part nr.
172.179

Stud
For rocker cover



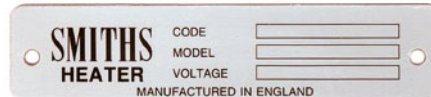
Part nr.
085.026

"CAUTION" plate



Part nr.
085.021

Chassis plate



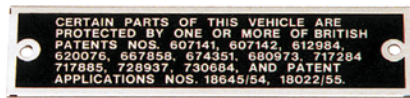
Part nr.
085.025

"SMITHS" heater plate



Part nr.
085.006

"SMITHS" heater motor sticker



Part nr.
085.020

Patents plate



Part nr.
085.156

"DUNLOP" patents sticker

Part nr.
085.022

'Auster' plate



Part nr.
172.178

Drive rivet
for 'Auster' plate



Part nr.
085.023

0.17" Tappet clearance plate
For 1500 cc cars



Part nr.
085.024

0.15" Tappet clearance plate
For 1600 cc cars

Part nr.
162.405

chrome plated screw



Part nr.
161.054

nut



Part nr.
185.002

Union Jack
Jeweller's enamel on chrome



Part nr.
085.064

Engine plate

Part nr.
172.092

Rivet
For engine plate



Part nr.
081.067

Set of 4 Cable indicators



Part nr.
085.150

SU plate
1500 cc



Part nr.
085.080

"TRIPLEX LAMINATED" sticker

Part nr.
152.109

Stud set, 10 pieces
for rocker cover, chassis plates etc.



Part nr.
085.151

Car plate
1600 cc

Part nr.
152.110

Screw & nut set, 10 pieces
6-32 UNC x 1/4". For chassis plates



Part nr.
152.034

Rivet set, 10 pieces
for rocker cover, chassis plates etc.



BMC sticker

Part n°	Description
085.085	on screen
085.086	on body



Part nr.

162.507

Screw set 3/16"

Set of 40 pieces: 10 screws,
10 nuts, 10 plain washers & 10 spring washers



Part nr.

152.049

Set of chrome panel screws & cups

Set of 120 pieces: 60 screws & 60 cups

Part nr.
152.110

Set of screws & nuts

Set of 20 pieces: 10 screws
& 10 nuts 6-32 UNC



Part nr.

162.156

Set of black panel screws & cups

Set of 50 pieces:
25 screws
& 25 cups



Part nr.

162.762

Screw set, 5/16" UNF

Set of 40 pieces:
10 screws, 10 nuts,
10 plain washers & 10 spring washers

5/16"

1/4"

10-32



Part nr.

135.629

Screw set, UNF • 3/16", 1/4", 5/16"

Set of 160 pieces: 40 screws, 40 nuts, 40 plain washers & 40 spring washers





Part nr.
185.072

Original tool kit assembly

It is also possible to order tools or bag separately, see partnrs. here below.

Original remake of the tool kits supplied with all MGA's when bought new. All tools come with a tool roll bag as shown.

Part n°	Description
150.277	Tool roll bag without tools
200.610	Pliers, King Dick
200.655	Tommy bar
200.625	Tire lever
200.640	Screwdriver, bent wire
200.641	Screwdriver, wood handle, Philips
200.642	Box spanner 7/16" x 1/2"
200.643	Box spanner 9/16" x 5/8"
200.644	Box spanner 11/16" x 3/4"
200.645	Box spanner for spark plug
200.608	Adjustable spanner
200.630	Tyre valve spanner
200.646	Key for rear axle drain plug
200.647	Spanner for tappet adjusting
200.648	Spanner for cylinder head
200.649	Flat spanner 7/16" x 1/2"
200.650	Flat spanner 9/16" x 5/8"
200.651	Flat spanner 11/16" x 3/4"
200.652	Lucas distributor screwdriver and feeler for contact point adjusting.
200.673	Gauge tappet feeler (.017") 1500
200.653	Gauge tappet feeler (.015") 1600

Part nr.

200.607 "King Dick" Jack

Most common for 1500 and early 1600 MGA's. Operated with a three piece handle



Part nr.

200.418 Wire stripping pliers

Brass setting screw & locknut coil spring for wires up to 5 mm



Part nr.

200.665 Bezel nut remover

A slotted

Made to fit 3/4" & 7/8" diameter nuts. Will save your dashboard from scratches



Part nr.

200.674

Spoke spanner tool



Part nr.

200.702

Tyre pressure gauge



Part nr.

200.419

Revolving punch pliers



Part nr.

200.671

Tecalemit grease gun



Part nr.

200.439

Wire brush



Part nr.

200.391

Car circuit tester

Especially for car electric. Comes with pointed probe, cap cover, connecting lead & alligator clip



Part nr.

185.019

Punch & bed kit





Part nr. 200.750

Exhaust gas analyzer

Tune your engine to peak performance with this quality gas analyzer



Part nr. 200.679

Pair of "Midlock" carburettor testers

Comes complete with a universal adaptor



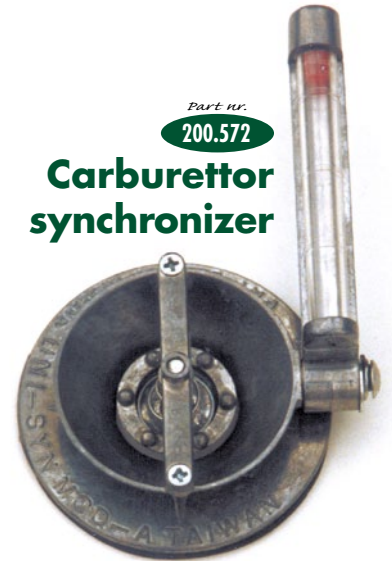
"Midlock" Adaptor

Part n°	Description
200.682	SU 1.3/4" sold individually
200.681	SU 1.1/2" sold individually



Part nr. 200.572

Carburettor synchronizer



Part nr. 200.748

Colortune from Gunson

With it's glass top spark plug you can observe the colour of the combustion in the chamber



Part nr. 200.652

"Lucas" combination tool

Distributor screwdriver, feeler for contact points & spark plug adjuster



Part nr. 200.699


SU 'H' type centering tool



Part nr. 200.652

SU box

Spanner for needle & seat



Part nr. 102.217

SU tool

Jet adjusting spanner



Part nr. 102.302

SU tool

3 pieces



Part nr. 200.573

Set of tools for tuning up your SU

This kit includes a mixture test gauge, rods to set the float level, jet wrench, a jet centering tool and instructions.





Part nr. **200.452**
Spark plug socket
 With insulated T-handle



Part nr. **200.446**
Valve spring lifter



Part nr. **200.747**
Clik-adjust
 This micrometer tappet adjuster makes your life easier.


Part nr. **200.449**
Valve grinding paste



Part nr. **200.805**
Valve grinding stick
 Comes with coarse & fine grinding paste

Part nr. **200.711**
10 blade imperial gauge

Contents: 1 1/2, 2, 3, 4, 6, 8, 10, 12, 15 and 25 thousand. 4" long taper blades hardened and polished for long life.



Part nr. **200.390**
Oil service spanner

Part nr. **200.450**
Piston ring compressor
 Made of spring steel, stepless adjustment C/W hex. key wrench



Clutch centering tool



Part nr. **200.453**
Oil filter remover

Part nr. **200.390**
Banjo axle spanner
 Special octagon shape



Part nr. **011.197**
Bracket for lifting the engine



Part nr. **200.438**
Universal ball joint separator



Part n°	Description
200.613	3 bearing engine clutch centering tool
200.614	3 bearing engine clutch centering tool

Part nr. **200.746**
Easy bleed
 Makes bleeding easy without any pedal pumping. Uses your tyre pressure to bleed brakes, clutch etc...



Part nr. **200.737**
Bending tool
 The best tool for bending your brake pipe set etc.




Part nr. **053.176**
Vizibleed bleeder
 Easy bleeding of brakes & clutch



Part nr. 200.800 **Set of expert quality AF sockets**

Set of 1/2" square drive 12 point sockets manufactured from chrome vanadium steel. Hardened, tempered, chrome plated and polished for corrosion protection.



Part nr. 200.126
Spanner
Double ended open ring spanner 5/16" x 3/8"



Part nr. 200.002
High quality open spanner set
1/4" to 1 1/4", 8 pieces

Part nr. 200.902
11 piece AF combined open-ring spanner set



Part nr. 200.868 **Tap & Die set**
17 pieces, 1/4", 5/16", 3/8", 7/16", 1/2"



POZIDRIV Chrome alloy steel screwdrivers



Part n°	Description
200.352	N° 2
200.353	N° 3



T-type ratchet tapwrench

Part n°	Description
200.458	Cap. hand taps 1/8" up to 1/4"
200.459	Cap. hand taps 1/4" up to 1/2"



Part nr. 200.442
Precision rule
Made from hardened stainless steel with a clear graduation in Inches & cm

Part nr. 200.588
High quality robust rivet tool

Spotwell drill

Part n°	Description
200.436	7 mm diameter
200.437	9 mm diameter



Part nr. 200.806
Economical sliding gauge
Gauge for measuring components, metric and imperial.



Part nr. 200.434 **Spotwell mill**

With interchangeable mill (10 mm dia.) & adjustable mill depth



Spare mill **Part nr. 200.435**



Thread restoring file **Part nr. 200.464**
This most usefull tool will repair damaged or rusty threads in difficult place.



MGA workshop manuals

Reprints of the original workshop manuals. A must for the real enthusiast.




Part n°	Description
190.171	MGA werkplaatshandboek NL
190.196	MGA manuel d'atelier FR
190.170	MGA werkstatt handbuch D
190.022	MGA workshop manual GB
190.020	MGA Twin Cam workshop manual

Part nr.

190.021


Haynes workshop manual

These manuals are based on a complete stripdown and rebuild.



Owners Manual Reprints

Exact reprints of the manuals originally supplied with each car leaving the factory. These books give you basic information on tuning, dashboard knobs, how to open the soft top, etc.



Part nr.
190.121

MGA 1500

Part nr.
190.017

MGA 1600

Part nr.
190.018

MGA MKII

Part nr.
190.172

MGA Special Tuning



Part nr.


190.869

MGA Twin Cam additional parts catalogue

Part nr.

190.416 Weber & Dellorto

How to build & power tune WEBER & DELLORTO DCOE & DHLA carburettors. All you could want to know about the world's most famous and popular side-draught carburetors. Strip & rebuild, tuning, jetting, choke sizes and an application formula gives the right set-up for your MG. 96 pages, over 100 photographs and line illustrations.



Part nr.

190.428 Haynes Techbook: Weber, Stromberg & SU carburetors

This is one of the most complete books on carburetors. Theory & operation is explained in great detail with photo's & illustrations. With detailed overhaul procedures, maintenance and tune-up info. Also with application & reference tables.

Part nr.



190.225


SU carburetors: tuning, tips and techniques

Most mechanics and enthusiasts struggle with setting the twin SU carburetors correctly.

This book and a bit of practice will solve the problem. It is very important for your engine that the carburetor tuning is correct.

This book also covers all SU Fuel pumps.






Part nr. **190.411** **MGA, the complete story**

by David G. Styles
 With over 100.000 sold, the MGA did just that what MG needed to capture the spirit of the times. This book gives the complete story of MGA using many authentic factory photographs and completed with recent full colour shots.
 192 pages, hard cover and definitely a reliable source of reference material for the true enthusiast.

Part nr. **190.058**

British parts, tools & accessories catalogue

This is THE catalogue for all "British Classic Car" owners. This full colour catalogue counting more than 130 pages is absolutely packed with parts and accessories: Screws, bolts, fasteners, plugs, connectors, pipes, tubes, seals, clamps, filters, grommets, spanners, screwdrivers, pliers, specialized tools for engines, interiors, bodywork and electricity and of course also lights & lamps, mirrors, badges, fuel caps and pumps, straps, safety belts, wipers, safety & cleaning products, gloves, helmets, oils, greases, steering wheels, wire wheels and lots more. It's impossible to mention how much you will find in this catalogue so there's only one thing to do: get one as quickly as possible from your Anglo-Parts dealer.



Part nr. **190.515** **The MGA "First of a new line"**



by John Price Williams
 A very detailed book that starts at the beginning, with information on engineering, twin Cams in competition, unusual MGAs, 1600, buying, restoring. Also information on specifications, colour schemes, chassis & enginenumbers, EX cars, concours MGA specifications, production, clubs and specialists. Over 160 colour and black&white photos and line illustrations. Hard cover.

Part nr. **190.173**

MGA restoration guide

by Malcolm Green

Detailed step by step restoration guide on bodywork, trim, engine, etc. All of this is very well illustrated with photo's of work being carried out on the cars and how a completed restoration should be.





Part nr. **190.050** **MGA History & Restoration guide**

by Robert P Vitrikas
 Chronicles the development and competition history of MGA, then presents a special section on restoration. This guide is illustrated with 256 photographs, scale drawings and diagrams, drawn from company and private collections and includes technical specifications, accessories and options for all models, plus production history.

Part nr. **190.175** **Original MGA**

For correct and precise information on definitive factory specifications in every detail, from chrome trim to plug leads, there's no better place to look than these books. Whether owner, buyer, restorer or enthusiast, you'll find a combination of minutely researched text and magnificent full-colour photographs - all specially commissioned - to tell you what you need to know. Hailed by magazine reviewers worldwide. The 'Original' series is the works.



Factory parts catalogues

Part n°	Description
190.052	MGA 1500
190.053	MGA 1600 & MKII
190.155	MGA Twin Cam





BELANGRIJKE PUNTEN

De verkoopvoorwaarden zijn op de achterzijde van de facturen gedrukt en bevinden zich op onze web site. Aanpassingen worden in de recentste catalogus of prijslijst gezet en op onze web site bijgewerkt. Als u bij ons bestelt, gaat u akkoord met onze verkoopvoorwaarden (en aanvaardt u ze). U mag altijd een nieuwe publicatie aanvragen. De recentste publicatie zal alle vorige vervullen en vervangen. Gelieve de belangrijkste punten hieronder vermeld te lezen.

ONZE VERKOPERS

We zijn geen getrainde technici en zijn niet aansprakelijk voor fouten die we zeggen of schrijven. We zijn autofanaten die u willen helpen. Voor technische uitleg bevelen we u de boeken uit de lijst in de catalogus aan.

ONZE KATALOGI

Geen inspanning was ons te groot de juiste informatie in onze catalogi en op onze web site te zetten. We kunnen niet aansprakelijk gesteld worden voor fouten of onnauwkeurigheden i.v.m. de specificering, de prijsbepaling of de onderdeelnummers. We hebben het recht een fout te verbeteren. De illustraties en foto's in onze catalogi en op onze web site zijn slechts voorstellingen en er kunnen qua vorm kleine verschillen optreden, maar de geleverde producten blijven qua kwaliteit en bestemming hetzelfde.

ONZE ONDERDEELNUMMERS EN PRIJZEN

Alle onderdelen (of sets van onderdelen) kregen van ons een stuknummer. De vereiste hoeveelheid (QT) staat voor de hoeveelheid voor afzonderlijk gebruik. De hoeveelheid die u vraagt kan verschillen en moet naast elk nummer van het onderdeel, dat u bestelt, vermeld staan. Gelieve te verwijzen naar onze recentste prijslijsten om de leverbaarheid te garanderen. Onderdelen die niet leverbaar zijn, kunnen soms tweedehands geleverd worden. Deze tweedehands onderdelen staan niet altijd in onze prijslijsten en op onze web site. De prijzen in onze prijslijsten en op onze web site zijn prijzen per stuk en staan er alleen ter informatie. Ze kunnen plots veranderen naargelang de stijging of daling van de inkooprijzen. Ze kunnen zonder of met B.T.W. vermeld staan. Dit is op elke prijslijst aangeduid. De stuknummers bestaan uit zes cijfers. De eerste drie cijfers geven de aard van het stuk aan. 161 staat bijvoorbeeld voor moeren, 162 voor schroeven, 163 voor platte rondellen. De staat van het onderdeel wordt in de prijslijst en op de web site vermeld of kan worden herkend aan het nummer. De volgende codes zullen in de prijslijst en op de web site naast het nummer voor stukken, die niet nieuw geleverd worden, staan: SH = tweedehands, EX = geleverd op ruilbasis en een supplement zal worden aangerekend. NA = op het ogenblik niet beschikbaar. LH = links of RH = rechts. Bekeken vanuit de bestuurderszijde. LHD = bestuurder aan linkerkant of RHD = bestuurder aan de rechterkant. A/R = Zoals vereist. Dit betekent dat de vereiste hoeveelheid naargelang de toepassing kan verschillen. USE = het stuknummer wordt door het aangegeven nummer vervangen.

BESTELLINGEN

U kan altijd bestellen via onze web site, per e-mail, fax, brief, telefoon, of gewoon in de winkel. **Voor bestellingen die niet langs onze web site gebeuren gelieve rekening te houden met de volgende gegevens, wanneer u ons bestelformulier gebruikt:**

- uw klantnummer, naam, adres, telefoonnummer werk/ thuis, faxnummer, VAT(BTW)-nummer voor bedrijven;
- specificeer als het leveringsadres verschilt;
- informatie over de auto, merk, model, bouwjaar, enz.;
- gebruik zoveel mogelijk onze onderdeelnummers. Dit zal de behandeling van uw bestelling vergemakkelijken;
- geef het aantal stukken aan en beschrijf de onderdelen;
- duid de betaalwijze aan: Bank (voorafbetaling), VISA, EUROCARD of MASTER CARD.
- Eens uw bestelling geplaatst, zetten we deze in de computer. Automatisch volgen dan de etiketten, de picking lists en de checking lists. Als u een geplaatste bestelling wilt wijzigen, kan deze het hele systeem in de war sturen en, op die manier fouten of vertragingen veroorzaken. Daarom vragen we u de bestelling goed na te kijken, **vóór u ze plaatst**. Dit zal ons helpen de onderdelen op tijd te leveren. We danken u voor uw begrip.

BETALINGEN

Kredietkaart: Op het tijdstip van publicatie aanvaarden we volgende kredietkaarten: VISA, EUROCARD, ACCES CARD, MASTERCARD. Gelieve het rekeningnummer, de vervaldag (en code indien aangegeven) en de kaarthoudersnaam te vermelden.

Bank: **(Niet voor bestellingen via onze web site)** Als de goederen bijeengebracht, ingepakt, gewogen en gemeten zijn, zal het faktuur opgesteld worden en zullen we het totale te betalen bedrag, het factuurnummer en onze bankgegevens meedelen. Gelieve het factuurnummer en het klantnummer op elke betaling te noteren. (De betaling dient te gebeuren zonder bankkosten voor de begunstigde.)

VERZENDING

Nationaal: We leveren bij u thuis, en de goederen, transportkosten inbegrepen, moeten bij levering C.O.D. betaald worden, als u geen kredietkaart gebruikt.
Internationaal: We verzenden via UPS (United Parcel Services) voor kleine pakketten, waarbij de transportkosten voorafbetaald zijn. Bij ontvangst betaalt u nog alleen de TAX indien u in een niet EEG land woont. Voor grote en zware pakketten gebruiken we een goedkope en snelle transportmethode. Anglo Parts pakt zijn goederen goed in en het risico op beschadiging is zeer klein. Toch moet u met het volgende rekening houden. Anglo Parts kan niet aansprakelijk gesteld worden voor verloren of beschadigde goederen tijdens het transport. Klachten over verlies en schade, die niet door de vervoerder veroorzaakt werden, moeten binnen drie dagen na de ontvangst van de bestelling ingediend worden. Al het verpakkingsmateriaal moet ter verificatie bijgehouden worden. Het vervoer van glas is niet verzekerd en gebeurt op risico van de koper.

ONTVANGST VAN DE GOEDEREN

Gelieve bij de ontvangst van elke verzending na te kijken of zegels en plakbanden niet stuk zijn en het pak niet beschadigd is. In geval van beschadiging of verlies, schrijft u dit op de vrachtbrief in overeenstemming met de actuele toestand en hoeveelheid van de inhoud van uw verzending, **voordat u het ontvangstbewijs tekent**. Bewaar uw kopie bij het faktuur en dien onmiddellijk bij de transportfirma een klacht in. Hou in elk geval de verpakking tot de zaak geregeld is. Bij Anglo Parts controleren twee personen de goederen, de eerste keer tijdens het bijeenbrengen en de tweede keer bij het verpakken van de goederen om zeker geen fouten te maken. **Uiteindelijk moet de klant zelf de allerlaatste controle bij ontvangst uitvoeren**. Vergewis er u van dat u alle gefactureerde goederen ontvangen heeft en dat alle mechanische goederen werken. Wacht niet met de controle van de goederen tot u ze werkelijk nodig heeft en meld problemen binnen drie dagen na ontvangst.

DE WAARBORG

Bijna alle onderdelen voor klassieke wagens worden in kleine hoeveelheden gefabriceerd door bedrijven, die dit voor een aanvaardbare prijs doen. Anglo Parts probeert zoveel mogelijk zelf de goederen na te kijken, maar we kunnen niet elk produkt controleren. **Vóór de montage moet de gebruiker de laatste controle zelf uitvoeren**. Vooral de mechanische producten moeten worden nagekeken om er zeker van te zijn dat ze in de beste staat verkeren. De garantieperiode begint vanaf de factuurdatum, **niet vanaf de datum van plaatsing**. De waarborg op onze onderdelen is normaal en redelijk, maar de klachten zijn beperkt tot de waarde van het component en dekt in geen geval: uurloon, transportkosten, fouten bij een component dat eraan vastzit, fouten als gevolg van een slechte plaatsing of onderdelen die voor rally of competitie gebruikt worden. Bij klachten i.v.m. de waarborg moeten alle produkten naar de winkel van aankoop teruggebracht worden. Daarbij moet u de volgende punten in acht nemen: -de waarde moet groter zijn dan 7,5 Euro -de verzendingskosten en taksen moeten bij terug-zending van de goederen voorafbetaald zijn; -alle goederen moeten schoon en goed verpakt teruggestuurd worden. Zodra U of derden het onderdeel uit elkaar hebben gehaald, zijn we niet meer aansprakelijk. Uiteindelijk beslist Anglo Parts zelf of het gaat over een intrinsiek defect aan de eenheid, of het defect bij plaatsing veroorzaakt werd. Goederen beschadigd door slechte verpakking of transport tijdens de terugzending komen niet in aanmerking voor onderzoek.

TERUGZENDEN

Wanneer U een verkeerd onderdeel als gevolg van uw foute bestelling ontvangen hebt, zijn we bereid het terug te nemen tegen de waarde van het goed voor onderdelen met een waarde van minimum 7,5 Euro. We rekenen u wel 15 % heropnamekosten aan. We aanvaarden geen terugzendingen: zonder een kopie van het faktuur, 30 dagen na de factuurdatum, van lagers, zuigers, zuigerringen, goederen per lopende meter, bekledingsonderdelen (linnen kappen, hoofdsteunen, dekzeilen, zetelovertrekken, panelen, enz.) of elk ander goed waarbij men met de plaatsing zou beginnen. Bij terugzending moeten de taksen en transportkosten voorafbetaald zijn. Anglo Parts kan u, verpakkings- of verzendingskosten van het land van ontvangst en de commissie, die we aan de kredietkaarteninstelling moesten betalen, niet vergoeden. De uitbetaling geschiedt via een waardebon.

SUPPLEMENT

Een supplement komt bovenop de prijs voor onderdelen, die op ruilbasis worden aangeboden. Dit supplement staat in de prijslijst en op onze web site naast het betrokken onderdeelnummer en zal gefactureerd worden in afwachting van de terugzending van de oude, ingeruilde eenheid. Dit supplement wordt terugbetaald wanneer we de eenheid volledig, schoon, zonder olie en twee maanden na de factuurdatum terugkrijgen. Gelieve ook een kopie van ons faktuur toe te voegen. De verzendingskosten moeten volledig door u voorafbetaald worden. Indien u ons de oude eenheid terugstuurt, vragen we u een brief te sturen met uw naam, adres, telefoonnummer, verzendingsdatum en beschrijving van de goederen, het supplement inbegrepen. Gelieve enkele kopieën te maken waarvan één exemplaar op het pak te bevestigen, één in het pak te steken en één zelf te bewaren. We hebben ze nodig bij de invoer van de goederen. Bij de aankomst van de goederen kijken we onmiddellijk de volgende punten na: - Is het stuk goed verpakt? - Werd het tijdens het transport beschadigd? - Komt de oude eenheid met het type, dat we u zonden, overeen (het juiste origineel)? - Is de eenheid volledig en zijn de essentiële onderdelen nog reviseerbaar? Gelieve geen MGA ruitenwissermotor te sturen voor ruil met een TD ruitenwissermotor of zend ons geen motor met een gebroken krukas. In dit laatste geval zullen we alleen de stukwaarde min de waarde (volgens onze beoordeling) van de krukas terugbetalen.

BACK ORDERS

De goederen, die we op het tijdstip van uw bestelling niet in voorraad hebben, houden we in "back order". We laten u dan weten wanneer we ze u opnieuw kunnen leveren. We reserveren de onderdelen voor u voor een periode van veertien dagen (vanaf het ogenblik waarop we onze brief gepost hebben). Indien u ons binnen die periode niet gekontakteerd hebt zijn deze onderdelen niet meer voor u gereserveerd. Als u bestelt, kan u altijd specificeren "geen back orders" of ons vragen alle vorige te annuleren. Als een onderdeel in "back order" niet meer kan worden geleverd, laten we u dit ook weten. Als u dan beslist dit onderdeel tweedehands te kopen, gelieve dit te vragen en we zullen al het mogelijke doen het onderdeel te vinden.



Les illustrations dans ce catalogue ne sont que des représentations. Les produits fournis peuvent être différents en ce qui concerne la forme, mais la qualité et le but restent pareils.

LES POINTS IMPORTANTS

Les conditions de vente sont imprimées au verso des factures et les modifications sont mentionnées dans le catalogue la plus récent et dans la liste de prix. Si vous commandez chez nous, vous êtes d'accord avec nos conditions de vente (vous le acceptez). Vous pouvez toujours demander une nouvelle publication. L'édition complètera et remplacera toutes les précédentes. Veuillez lire les points les plus importants, mentionnés ci-dessous.

NOS VENDEURS

Nous ne sommes pas des techniciens bien expérimentés et nous ne sommes pas responsables des erreurs que nous disons ou écrivons. Nous sommes des enthousiastes et voulons vous aider. Pour une explication un peu plus technique, nous vous recommandons les livres de la liste de notre catalogue.

NOS CATALOGUES

Nous nous sommes efforcés de mettre dans notre catalogue des informations correctes. Nous ne pouvons pas être rendu (civilment) responsables d'erreurs ou d'inexactitudes concernant la spécification, l'estimation, ou les numéros de pièce. Nous avons le droit de corriger une faute.

NOS NUMEROS DE PIECE ET LES PRIX

Nous avons donné à chaque pièce (ou sets de pièces) un numéro. La quantité requise (QT) se réfère à la quantité pour un usage particulier. La quantité que vous demander peut être différente et doit se trouver à côté de chaque numéro de pièce que vous commandez. Veuillez vous référer à nos listes de prix le plus récentes pour garantir la disponibilité. Des pièces non disponibles peuvent être fournies en occasion. Ces pièces en occasion ne se trouvent pas toujours dans nos listes. Les prix dans nos listes de prix sont des prix par pièce et s'y trouvent seulement à titre informatif. Ils peuvent varier selon l'augmentation ou la baisse des prix d'achat. Ils peuvent être mentionnés sans ou avec la T.V.A. Ceci est indiqué dans la liste de prix. Les numéros de pièce se composent de chiffres. Les trois premiers chiffres indiquent la nature de la pièce. 161 se réfère par exemple à écrous, 162 à boulons, 163 à rondelles plates. L'état de la pièce est mentionné dans la liste de prix ou peut être reconnu au numéro. Les codes suivants se trouvent dans la liste à côté du numéro de pièces qui ne sont pas livrés comme nouvelles. SH = en occasion, EX - fourni sur base d'échange et on vous comptera un supplément. NA - pas disponible en ce moment. LH - gauche ou RH - droite. Vu du point de vue du siège du conducteur. LHD - le conducteur à gauche. RHD - le conducteur à droite. A/D - comme requis. Cela signifie que la quantité requise peut être différents selon l'application. USE - le numéro de pièce a été remplacé par le numéro indiqué.

LES COMMANDES

Vous pouvez toujours commander par courrier, par téléphone, par télécopie, ou bien en magasin. Veuillez tenir compte des données suivantes si vous employez notre bon de commande:

- votre numéro de client, votre nom, votre adresse, votre numéro de téléphone travail/privé, votre numéro de fax, le numéro de T.V.A. pour les entreprises;
- spécifiez si l'adresse de livraison est différente;
- informations sur la voiture: la marque, le modèle, l'année de construction, etc.;
- utilisez autant que possible nos numéros de pièce. De cette manière, nous pouvons traiter vos commandes plus rapidement;
- donnez le nombre des pièces et décrivez les;
- indiquez le moyen de paiement: Banque, paiement à l'avance, VISA, EUROCARD, MASTER CARD. Une fois votre commande passée, nous l'introduisons dans l'ordinateur. Les étiquettes, les "picking lists" et les "checking lists" suivent automatiquement. Si vous voulez modifier une commande passée, vous risquez de confondre tout le système et, de cette manière, causer des erreurs ou des retards. C'est pourquoi nous vous demandons de **bien contrôler votre commande avant de la passer**. Cela nous aidera à livrer les pièces à temps. Nous vous remercions pour votre aide.

LES PAIEMENTS

La carte de crédit: Au moment de la publication, nous acceptons les cartes de crédits suivantes: VISA, ACCESSCARD, MASTERCARD. Veuillez mentionner le numéro de compte, l'échéance (et le code si indiqué) et le nom du titulaire de carte.

La Banque: Si les produits ont été ramassés, emballés, pesés et mesurés, on rédige la facture et nous communiquerons le montant total à payer, le numéro de la facture et nos données bancaires. Veuillez noter pour chaque paiement le numéro de client. (Le paiement doit arriver sans frais bancaires pour le bénéficiaire.)

L'EXPEDITION

National: nous livrons chez vous, et les produits, frais de transport inclus, doivent être payés COD à la livraison si vous n'utilisez pas de carte de crédit.
International: nous expédions par U.P.S. (United Parcel Services). Il faut payer d'avance les frais de transport pour les petits paquets. À la réception, vous ne payerez plus que la TAXE si vous n'habitez pas dans un pays de la CEE. Pour les paquets plus grands, nous utilisons une méthode plus rapide et moins chère. Anglo Parts emballer bien les produits et le risque d'endommager est très petit. Il faut cependant tenir compte de ce qui suit. Anglo Parts ne peut être rendue responsable produits endommagés ou perdus pendant le transport. Il faut introduire les plaintes de pertes ou dégâts dans trois jours après la réception de la commande. Il faut garder le matériel d'emballage pour vérification. Nous n'assurons pas le transport de verre et le transport se passe au risque de l'acheteur.

LA RECEPTION DES PRODUITS

Veuillez contrôler à la réception de chaque envoi si les cachets et les scathes sont cassés si le paquet n'est pas endommagé. En cas de pertes ou dégâts, vous l'inscrivez sur la connaissance en concordance avec l'état actuel et le quantité de votre envoi **avant de signer le reçu**. Gardez la copie avec la facture et introduisez immédiatement une plainte chez le transporteur. Gardez en tout cas l'emballage jusqu'à ce que les problèmes soient résolus. Chez Anglo Parts, deux personnes vérifient les produits, d'abord au ramassage et ensuite à l'emballage des produits pour éviter des erreurs. **Finalement, le client même doit vérifier et dernier lieu les produits à la réception.** Vérifiez si vous avez reçu tous les produits et si tous les produits mécaniques fonctionnent. Ne reportez pas le contrôle jusqu'au moment où vous en avez besoin, et rappez les produits dans trois jours après la réception.

LA GARANTIE

Presque toutes les pièces de voitures classiques sont fabriquées par des entreprises qui le font à un prix raisonnable. Anglo Parts essaie, autant que possible, de contrôler elle-même les produits, mais nous ne pouvons pas contrôler chaque produit. **Avant le montage, le client doit effectuer lui-même le dernier contrôle.** Il faut vérifier les produits mécaniques pour être sûr qu'ils se trouvent en bon état. La période de garantie commence à partir de la date de la facture, **et pas à partir de la date de l'installation.** La garantie de nos pièces est normale et raisonnable, mais les plaintes sont limitées à la valeur de l'élément et ne couvre en aucun cas le salaire à l'heure, le transport, les défauts d'un élément relatif, les défauts à la suite d'une mauvaise installation ou les pièces qui sont utilisées pour les "rally" ou les compétitions. En cas de plainte concernant la garantie, il faut rapporter tous les produits au magasin d'achat en tenant compte des points suivants: - la valeur doit dépasser 7,5 Euro les frais d'expédition et les taxes doivent être payés d'avance au renvoi des produits; - il faut renvoyer les produits propres et bien emballés. A partir du moment où une tierce personne a démonté les pièces, nous ne sommes plus responsables. Finalement, Anglo Parts décide elle-même s'il s'agit d'un défaut inhérent à l'unité ou bien d'un défaut dû à l'installation. Les produits endommagés par un mauvais emballage ou un transport inadéquat pendant le renvoi ne seront pas pris en considération de vérification.

LA REEXPEDITION

Si vous avez reçu une fautive pièce à la suite de votre commande incorrecte, nous sommes prêts à reprendre la pièce contre la valeur du produit, moins 15% des frais de reprise. Veuillez noter que les pièces doivent avoir une valeur de minimum 7,5 Euro. Nous n'acceptons pas de réexpédition sans une copie de la facture, trente jours après la date de la facture, des produits au mètre, des anneaux-pistons, des pièces de rechange de garniture intérieure (comme des capotes, des moquettes, des velours, des couvre-roue) ou de toute pièce dont l'installation a déjà été commencée. A la réexpédition, tous les frais de transport et les taxes doivent être payés d'avance. Anglo Parts ne peut pas rembourser les frais d'emballage et d'expédition du pays de réception, ainsi que la provision qu'elle a dû payer aux cartes de crédit. Nous vous remboursons ce montant avec un "Gift Certificate".

LE SUPPLEMENT

Un supplément s'ajoute au prix pour les pièces qui seront offertes sur bases d'échange. Ce supplément se trouve dans la liste de prix à côté de numéro de pièce y relatif et sera facturé en attente de renvoi de la vieille unité échangée. Ce supplément sera remboursé quant nous recevons, deux mois après la date de la facture, l'unité entière, propre et sans huile. Veuillez aussi y ajouter une copie de notre facture. Il faut que vous payiez les frais d'expédition d'avance. Si vous nous renvoyez la vieille unité, nous vous demandons d'envoyer une lettre avec votre nom, votre adresse, votre numéro de téléphone, la date d'expédition et la description du produit, le supplément inclus. Veuillez faire quelques copies, dont vous en attachez une au paquet, dont vous en mettez une dans le paquet et dont vous en gardez une pour vous-même. Nous en avons besoin à l'importation des produits. A l'arrivée des produits, nous vérifions les points suivants: - la pièce, est-elle bien emballée? - A-t-elle été endommagée pendant le transport? - la vieille unité, correspond-elle au type nous vous avons envoyé (l'original)? - l'unité, est-elle complète et les pièces essentielles sont-elles encore révisables? Veuillez ne pas envoyer de moteur d'essuie-glace au lieu d'un moteur Spiffire ou ne envoyez pas un moteur avec un arbre-coude cassé. Dans ce dernier cas, nous ne rembourserons que la valeur de la pièce moins le valeur de l'arbre-coude (selon notre estimation).

LES "BACK ORDERS"

Les produits que nous n'avons pas en stock au moment de votre commande sont gardés en "back order". Nous vous laissons savoir quand nous pouvons à nouveau vous les livrer. Nous vous réservons les pièces pendant une période de 15 jours (à partir du moment où nous avons posté notre lettre). Si vous nous contactez pas pendant cette période, les pièces ne vous sont plus réservées. Si vous commandez, vous pouvez toujours spécifier "pas de back orders", ou bien nous demander d'annuler tous les "back orders" précédents. Si nous ne pouvons plus livrer une pièce en "back order", nous vous laissons savoir. Si vous décidez d'acheter cette pièce en occasion, veuillez le demander et nous ferons notre possible pour la trouver.



INFORMAZIONI IMPORTANTI

Le condizioni di vendita sono stampate sul retro delle fatture, all'interno dei cataloghi e nei listini prezzi. Se si ordina da noi, il cliente accetta e condivide le nostre condizioni di vendita. Prima di effettuare un ordine siete pregati di leggere attentamente i punti seguenti.

I NOSTRI VENDITORI

Non sono dei tecnici perciò non sono responsabili di eventuali errori, si consiglia sempre il consulto di un meccanico esperto, se si hanno delle difficoltà, oppure consultare i libri tecnici presenti nei nostri cataloghi. I nostri venditori sono comunque entusiasti di poterla aiutare in ogni modo possibile.

I CATALOGHI

Ci impegniamo da sempre affinché le informazioni presenti all'interno dei nostri cataloghi siano il più possibile corrette; quindi, non siamo responsabili di eventuali imprecisioni o mancanze sulla descrizione, sul prezzo o sui numeri di codice dei ricambi. Per questo ci riserviamo il diritto di apportare le correzioni necessarie senza preavviso.

Le illustrazioni degli articoli sono solo indicative, perciò, possono esserci delle piccole differenze per quanto riguarda la forma, ma la qualità e l'utilizzo restano le medesime.

La quantità (QT) scritta affianco al codice articolo si riferisce alla quantità necessaria al restauro di una singola auto; tutti i prezzi si riferiscono alla quantità singola, perciò sono da moltiplicare sempre per la quantità scritta accanto all'articolo; è comunque possibile ordinare la quantità desiderata.

I ricambi che non sono disponibili, non sono presenti nei listini prezzi oppure sono marcati NA. Talvolta è comunque possibile trovarli di seconda mano. I prezzi dei nostri ricambi possono cambiare improvvisamente e senza preavviso, dipende dei prezzi di acquisto presso i nostri fornitori. I nostri listini sono I.V.A. compresa.

Normalmente tutti i codici si riferiscono all'articolo NUOVO. Talvolta sono presenti delle eccezioni, come:

SH: ricambio d'occasione/seconda mano. EX: si tratta di materiale revisionato, per il quale serve il reso del vecchio, altrimenti si deve pagare un sovrapprezzo. NA: Non disponibile.

LH: sinistro. RH: destro (visti dal punto di vista del guidatore). LHD: guida a sinistra. RHD: guida a destra.- A/R: a richiesta (la quantità può variare a seconda dell'applicazione).

USE: il numero di articolo è stato sostituito dal numero indicato.

ORDINI

Accettiamo ordini via fax, telefono, e-mail, a mezzo posta, internet oppure in negozio; nel caso utilizzate il nostro modulo d'ordine, tenete presente quanto segue:

- indicare sempre il vostro codice Cliente (solo se siete già clienti), il nome, l'indirizzo, il numero di telefono, il codice fiscale o il numero di partita I.V.A. per le Ditte;
- specificare l'indirizzo per la consegna nel caso fosse diverso da quello di fatturazione;
- completare i dati identificativi della vostra vettura: marca, tipo, anno di costruzione, ecc.
- usare soprattutto i nostri codici articolo; ciò rende più facile e sicura l'evasione del vostro ordine.
- indicare sempre la quantità a voi necessaria e scrivete la descrizione dei ricambi.
- indicare la modalità di pagamento; se prevedete l'uso di carta VISA, MASTERCARD, inserite il codice completo (16 cifre), la scadenza e il badge code. Tutti questi dati sensibili vengono inseriti nel nostro sistema computerizzato per la corretta evasione dell'ordine; modificare un ordine già inviato provoca grave disordine nei nostri sistemi causando la possibilità di sbagliare e ritardare l'evasione dell'ordine stesso. Perciò vi chiediamo di controllare bene tutti i dati prima di trasmetterli: ci aiuterà a fornirvi i ricambi nei modi e nei tempi corretti. Certi della vostra collaborazione vi ringraziamo.

PAGAMENTI

Carta di credito: al momento, accettiamo esclusivamente carta di credito del circuito VISA, MASTERCARD. Siete pregati di indicare correttamente il numero di 16 cifre, la scadenza, il badge code ed il nome del "titolare" della carta.

Bonifico Bancario: Vi invieremo, via fax o via mail, la copia della fattura, quindi provvederete a fare il bonifico immediatamente inviandoci copia dello stesso, sarà nostra premura spedire il materiale non appena arrivato il pagamento.

Contrassegno: Pagamento in CONTANTI o assegno circolare al corriere. Solo su nostra autorizzazione potete lasciare un assegno bancario.

SPEDIZIONE

Effettuiamo solo spedizioni Nazionali, utilizzando il corriere espresso. La consegna viene effettuata in 24h/48h. I costi del trasporto e dell'imballaggio vengono conteggiati in fattura, essi variano in base al volume del pacco. Il contrassegno prevede un costo aggiuntivo per i diritti d'incasso del corriere. Cerchiamo di imballare il materiale nel modo migliore al fine di evitare rotture o danni: tuttavia, nel caso dovesse succedere, Anglo Parts SRL non si ritiene responsabile di spedizioni danneggiate o perse durante il trasporto. Il cliente dovrà dare comunicazione scritta entro tre giorni dal ricevimento della merce. Nel caso di problemi, tutto il materiale di imballaggio deve essere conservato per l'eventuale verifica. Il materiale fragile (parabrezza, parti in vetro, etc) viene da noi assicurato.

RICEVIMENTO DELLA MERCE

Siete pregati di verificare, al ricevimento della merce, che i sigilli, il nastro adesivo e la confezione non siano rotti o manomessi. In caso di danneggiamento o perdita del materiale: firmate con riserva al corriere, conservate la copia del documento di trasporto/fattura, presentate immediatamente un reclamo al trasportatore e metteteci a conoscenza dell'accaduto. Conservate in ogni caso l'imballo finché i problemi non saranno stati risolti. **Verificate immediatamente se avete ricevuto tutto il materiale ordinato e se tutti i pezzi meccanici funzionano.** Non aspettate di verificare i pezzi al momento del montaggio e, in caso di difetti o errori, scrivetece entro tre giorni dal ricevimento della merce.

GARANZIA

Anglo Parts si impegna a comprare solo dai fornitori migliori, controllando nel limite del possibile tutti i ricambi, ma talvolta vi consigliamo di fare **un ultimo controllo prima del montaggio**. Soprattutto bisogna verificare che i pezzi meccanici siano in perfetto stato. Il periodo di garanzia **inizia dalla data di fatturazione** e non dalla data del montaggio. I nostri ricambi hanno una garanzia limitata al valore del pezzo, quindi eventuali reclami comportano solo la sostituzione del pezzo difettoso o la restituzione del solo valore dell'articolo. La Garanzia non copre i costi del montaggio, del trasporto, di danni conseguenti al difetto del pezzo, di un montaggio scorretto e di pezzi che vengono usati per competizioni o rally. Nel caso di reclami coperti da garanzia, i pezzi devono essere restituiti al negozio; a tal proposito tenete presente che: il valore deve essere maggiore di 7,5 Euro, tutti i pezzi devono essere rispediti puliti e ben imballati. Una volta ricevuti i pezzi Anglo Parts SRL verifica se si tratta di un difetto di fabbrica oppure se è dovuto ad un montaggio scorretto. I pezzi danneggiati dal trasporto o nell'imballo non vengono presi in considerazione.

RISPESSIONE

Accettiamo resi di materiale, solo se autorizzati, entro e non oltre 10 giorni dal ricevimento della merce. Se la restituzione è dovuta ad un errore di ordinazione da parte vostra, viene detratto dal costo dell'articolo il 15%, quale copertura di costi generali (valore minimo articolo 7,5Euro).

Non vengono accettati resi di materiale che siano stati anche parzialmente montati! I costi del trasporto e dell'imballaggio non vengono MAI restituiti.

SUPPLEMENTO

Alcuni ricambi vengono forniti rigenerati (rebuilt), in essi grava un sovrapprezzo (surcharge); questo sovrapprezzo verrà restituito solo dopo aver ricevuto il vecchio ricambio. Al ricevimento da parte nostra dei pezzi verificheremo immediatamente se è possibile riaccreditarci il sovrapprezzo da voi pagato. La spedizione del vecchio ricambio è a carico vostro.

BACKORDERS / ORDINI ARRETRATI

I prodotti che non abbiamo disponibili al momento dell'ordine, vengono messi in "backorder"; Ciò significa che non appena il ricambio sarà disponibile presso la nostra sede, provvederemo a comunicarvelo a mezzo posta. Tale ricambio viene tenuto in prenotazione per voi per una durata di 15 giorni a partire dal giorno di spedizione della lettera postale da parte nostra. **NEL CASO NON RICEVESSIMO** vostre notizie entro questo tempo, il pezzo potrà essere venduto a qualsiasi altro cliente. Se ordinate tramite modulo d'ordine o tramite internet potrete specificare se vorrete o meno ricevere gli articoli non evasi. Nel caso un pezzo in "backorder" non fosse più disponibile, vi verrà comunicato.



1. EINFÜHRUNG

Die Abbildungen in diesem Katalog oder auf unserer Webseite sind nicht exakt oder maßstabsgerecht. Die tatsächlichen Teile können geringfügig von den Abbildungen abweichen, die Qualität und die Verwendbarkeit werden jedoch nicht beeinträchtigt. Die Rover-Gruppe liefert keine Ersatzteile mehr, daher übernimmt ANGLO-PARTS diese Dienstleistung, indem weltweit Rover-Ersatzteile von ANGLO-PARTS eingeführt, neu hergestellt und ausgeliefert werden. Wir benutzen dazu Original "blue prints" und Original-Musterbauteile, um einen erschwinglichen Preis zu garantieren. Die Musterteile werden außerdem noch von anderen Originalherstellern wie z. B. Lucas, Lockhead, Armstrong, Vandervell, Glacier, Borg & Beck etc. hergestellt. Wenn Originalteile dieser Hersteller verfügbar sind, wird ANGLO-PARTS Ihnen diese Teile liefern, auch wenn sie etwas teurer sind. Wir sind der Meinung, dass Qualität und Authentizität an erster Stelle stehen sollten.

2. ALLGEMEINE GESCHÄFTSBEDINGUNGEN

Wir verkaufen und liefern ausschließlich auf der Basis unserer Allgemeinen Verkaufs- und Lieferbedingungen, die auf der Rückseite der Bestellformulare und Rechnungen abgedruckt sind. Sie finden diese Allgemeinen Geschäftsbedingungen auch in diesem Katalog. Wenn Sie bei uns bestellen, sind Sie mit unseren Verkaufsbedingungen einverstanden und akzeptieren diese. Die Firma ANGLO-PARTS behält sich vor, die Allgemeinen Geschäftsbedingungen von Zeit zu Zeit neuen Gegebenheiten anzupassen, und die jeweils letzte Fassung findet Anwendung auf die Verträge.

3. TECHNIK

Für technische Erläuterungen empfehlen wir Ihnen die Handbücher im Inhaltsverzeichnis des Kataloges. Wir übernehmen keine Gewähr für technische Informationen in unseren Katalogen, diese dienen lediglich der Darstellung unserer Waren.

4. KATALOG

Wir haben uns bemüht, unsere Kataloge so sorgfältig wie möglich zu erstellen. Bei Übernahmen keine Verantwortung für Fehler oder Ungenauigkeiten im Zusammenhang mit der Spezifizierung, der Preisbestimmung oder den Ersatzteilnummern. Wir behalten uns das Recht vor, aufgetretene Fehler ohne Rechtsnachteile für uns zu verbessern. Gewährleistungsansprüche entstehen nicht, wenn der Fehler zurückzuführen ist auf Verletzung von Bedienungs-, Wartungs- und Einbauvorschriften, ungeeignete oder unsachgemäße Verwendung, fehlerhafte oder nachlässige Behandlung und natürlichen Verschleiß des Liefergegenstandes sowie Schäden aus sportlichen Einsätzen. Zugesicherte Eigenschaften müssen ausdrücklich schriftlich im Einzelnen als solche bezeichnet werden.

5. ERSATZTEILNUMMERN UND PREISE

Alle Ersatzteile oder Gruppen von Ersatzteilen haben von uns eine Ersatzteilnummer erhalten. Die Abkürzung QTY steht für die für einen bestimmten Einsatz erforderliche Menge des jeweiligen Ersatzteiles. Die von Ihnen bestellte Liefermenge kann davon abweichen und sollte deutlich neben der jeweiligen Ersatzteilnummer angegeben werden. Bitte verwenden Sie die jeweils neueste Preisliste, um die Lieferbarkeit zu gewährleisten. Ersatzteile, die nicht lieferbar sind, können wir manchmal aus zweiter Hand besorgen. Diese Gebraucht-Ersatzteile stehen nicht immer in unserer Preislisten. Die Preise in unserer Preisliste sind Stückpreise, sie können sich infolge einer Veränderung der Einkaufspreise ebenfalls ändern. Die Listenpreise beinhalten, falls nicht anders bezeichnet, die jeweilige gesetzliche Mehrwertsteuer. Die Ersatzteil-Nummern bestehen aus sechs Ziffern. Die ersten drei Ziffern geben die Art des Ersatzteils an: 161 z. B. steht für Muttern, 162 für Schrauben und 163 für Scheiben. Der Zustand des Ersatzteiles wird in der Preisliste erwähnt oder kann anhand der Nummer erkannt werden. Die folgenden Codes stehen in der Preisliste neben der Ersatzteilnummer, falls dieses Teil nicht neu geliefert werden kann: SH bedeutet aus zweiter Hand, EX wird auf Tauschbasis geliefert, und ein Mehrpreis (Surcharge/Surch) wird berechnet, NA bedeutet im Augenblick nicht erhältlich. LH bedeutet links, RH rechts - jeweils vom Fahrer aus gesehen. LHD bedeutet Fahrer auf der linken Seite und RHD Fahrer auf der rechten Seite. A/R bedeutet "wie erforderlich", das heißt, dass die erforderliche Menge nach dem Zweck unterschiedlich sein kann. Durch die Abkürzung USE wird eine neue Ersatzteilnummer bezeichnet, welche die ursprüngliche Nummer ersetzt.

6. AUFTRAGSERTEILUNG

Sie können per Fax, Brief, telefonisch oder wie gewohnt im Shop bestellen. Bei Verwendung unseres Bestellformulars möchten wir Sie bitten, dieses vollständig auszufüllen: Ihre Kundennummer, Adresse, Telefon- und Faxnummer, Umsatzsteuer-ID-Nummer (gewerblich).

- Spezifizieren Sie die Lieferadresse, falls diese von der Rechnungsanschrift abweicht.
- Geben Sie uns die vollständigen Angaben zu Ihrem Fahrzeug wie Marke, Typ, Baujahr usw.
- Benutzen Sie ausschließlich unsere Ersatzteilnummern, dadurch kann Ihre Bestellung schneller bearbeitet werden.
- Geben Sie die gewünschte Menge der Ersatzteile unter Verwendung der Beschreibung im Katalog an.
- Geben Sie die Art der Zahlungsweise an.
- Sobald wir Ihren Auftrag erhalten haben, wird dieser elektronisch weiterverarbeitet, automatisch werden dann daraus die Bestellungen, Lieferscheine und Rechnungen erstellt. Wenn Sie einen einmal gegebenen Auftrag ändern möchten, kann dies zu Fehlern oder Verspätungen führen. Deshalb möchten wir Sie bitten, den Auftrag vor Erteilung genauestens zu überprüfen. Dies hilft uns, die Ersatzteile pünktlich zu liefern. Vielen Dank für Ihr Verständnis.

7. ZAHLUNGSWEISE

Sobald die Bestellung konfektioniert, verpackt, gewogen und gemessen wurde, wird die Rechnung erstellt, und wir werden Ihnen den vollständigen Rechnungsbetrag, die Rechnungsnummer und unsere Bankverbindung mitteilen. Bitte geben Sie bei jeder Zahlung die Rechnungsnummer und Ihre Kundennummer an. Kreditkarten: Zum Zeitpunkt der Drucklegung dieser Allgemeinen Informationen akzeptieren wir folgende Kreditkarten: Visa, Eurocard, Accesscard, Mastercard. Bitte geben Sie bei Kreditkartenzahlung die Kartenummer, das Verfalldatum (und die Prüfnummer, wenn angegeben) sowie den Namen des Karteninhabers an. Eine Zahlung per Nachnahme ist nur im Inland möglich.

8. VERSENDUNG

Da der Versand unserer Waren auf Gefahr und Kosten des Bestellers erfolgt, bitten wir Sie, in der Bestellung zu spezifizieren, ob Sie die Waren abholen oder einen Dritten mit der Lieferung beauftragen. ANGLO-PARTS wird die bestellten Waren ausreichend verpacken, um das Risiko von Transportbeschädigungen zu reduzieren. ANGLO-PARTS ist nicht verantwortlich für Ware, die beim Transport verlorengegangen oder beschädigt wurde. ANGLO-PARTS übernimmt keine Haftung für den Frachtführer, der im Auftrag des Bestellers tätig wird. Wir empfehlen daher bei Erhalt der Ware: Überprüfen Sie bitte bei Lieferung der Ware, ob die Verpackung, eventuelle Siegel oder Klebestreifen aufgebrochen wurden und ob die Verpackung beschädigt ist. Für den Fall einer Beschädigung oder das Fehlen von Teilen machen Sie bitte eine entsprechende Notiz auf den Frachtbrief hinsichtlich des Zustandes und des Inhaltes Ihrer Sendung, bevor Sie den Erhalt quittieren. Behalten Sie Ihre Kopie der Rechnung und setzen Sie sich sofort mit Ihrem Frachtführer in Verbindung. Bewahren Sie die Verpackung auf, bis die Fragen geklärt wurden. Wir überprüfen zweimal die Vollständigkeit der Bestellung, das erste Mal beim Konfektionieren und das zweite Mal beim Verpacken der Waren. Daneben sind Sie allerdings verpflichtet, die letzte Kontrolle durchzuführen. Wir verweisen auf die Fristen in unseren Allgemeinen Verkaufs- und Lieferbedingungen.

9. RÜCKSENDUNGEN

Wenn Sie ein Ersatzteil erhalten, für dieses aber keine Verwendung haben und Sie diese Falschbestellung zu vertreten haben, sind wir bereit, diesen Artikel zurückzunehmen. Rücksendungen erfolgen auf Kosten und Gefahr des Bestellers. Wir werden Ihnen den Rechnungsbetrag der Waren abzüglich einer Wiedereinlagerungsgebühr von 15 % erstatten. Wir akzeptieren keine Rücksendung ohne eine Durchschrift unserer Rechnung. Nach Ablauf von mehr als 30 Tagen nach dem Rechnungsdatum akzeptieren wir keine Rücksendung. Lager, Kolben, Kolbenringe, Meterware und Verkleidungsteile (Kopfstützen, Verdecke, Verdeckabdeckungen, Sitzbezüge, Türverkleidungen) sind vom Umtausch ausgeschlossen. Dies gilt auch für Ersatzteile, mit denen ein Installationsversuch unternommen wurde. Wir erstatten keinerlei Verpackungs- und Versandkosten sowie Servicegebühren, die wir an Kreditkartenfirmer bezahlt haben. Die Rückzahlung erfolgt über einen Warengutschein in Höhe des Rückzahlungsbetrages.

10. LIEFERUNG VON ERSATZTEILEN AUF AUSTAUSCHBASIS

Für Ersatzteile, die von uns auf Austauschbasis angeboten werden, berechnen wir einen Mehrkostenpreis. Dieser Mehrkostenpreis ist in unserem Preisverzeichnis neben der betreffenden Ersatzteilnummer angegeben. Bei Bestellung eines Ersatzteiles auf Austauschbasis wird neben dem Preis für das Ersatzteil auch der Mehrkostenpreis in Rechnung gestellt. Dieser Mehrkostenpreis wird ganz oder teilweise zurückerstattet, vorausgesetzt wir erhalten vom Besteller das entsprechende Austauschteil komplett, sauber und ölfrei und innerhalb von zwei Monaten nach unserem Rechnungsdatum. Bitte senden Sie eine Kopie unserer Rechnung mit. Die Versendung des Austauschteiles erfolgt auf Gefahr und Kosten des Bestellers. Wenn Sie uns das Austauschteil aus dem Ausland schicken, sollten Sie uns einen Brief beilegen, der Ihren Namen, Anschrift, Telefonnummer und das Versendungsdatum sowie eine Beschreibung der Güter beinhaltet und den Mehrkostenbetrag. Bitte fertigen Sie von diesem Brief einige Kopien an, fügen eine dem Paket bei, kleben eine auf das Paket und behalten eine weitere für Ihre eigenen Unterlagen. Wir benötigen diese Informationen für die Einfuhrabfertigung. Bei Eingang der Ware überprüfen wir sofort die folgenden Punkte: War das Teil ausreichend verpackt oder sind Transportbeschädigungen aufgetreten? (Wenn ja, werden wir Sie sofort davon in Kenntnis setzen). Entspricht das Alteil dem von uns gelieferten Teil? Ist das Alteil vollständig, und sind die wichtigsten Ersatzteile noch wiederherstellbar? Bitte beachten Sie, dass wir im Falle der Übersendung eines Falschteiles oder eines beschädigten Teiles nur den jeweiligen Stückwert des zurückgesandten Teiles erstatten. Insoweit führen wir eine Schätzung durch.

11. NACHLIEFERUNGEN

Waren, die zum Zeitpunkt Ihres Auftrages nicht vorrätig sind, werden als Nachlieferung (Backorder) behandelt. Wir werden Sie sofort über die Verfügbarkeit der Teile informieren. Das Ersatzteil ist mit einer Frist von 14 Tagen nach Aufbringung unserer Benachrichtigung für Sie reserviert. Sollten Sie diese Frist verstreichen lassen, verfällt die Nachlieferung. Wenn Sie keine Nachlieferung erhalten möchten, können Sie bei Auftragserteilung auch "keine Nachlieferungen" vermerken. Nachlieferungen können zu jeder Zeit annulliert werden. Wenn das Ersatzteil nicht mehr lieferbar ist, werden wir Sie sofort davon in Kenntnis setzen. Sie können dann entscheiden, ob Sie das Ersatzteil aus zweiter Hand kaufen wollen. Sobald uns ein entsprechender Auftrag vorliegt, werden wir uns bemühen, dieses Ersatzteil für Sie zu besorgen.



Allgemeine Verkaufs- und Lieferbedingungen der ANGLO-PARTS Autoteile GmbH~ Wetzlar

1. Lieferungen durch uns erfolgen ausschließlich unter Zugrundelegung unserer nachfolgenden Verkaufs- und Lieferbedingungen. Bestellungen nehmen wir ausschließlich zu diesen Bedingungen an. Änderungen und Ergänzungen bedürfen der Schriftform. Andere Allgemeine Geschäftsbedingungen gelten auch dann nicht, wenn ihnen im Einzelfall nicht ausdrücklich widersprochen wurde.
2. Wird eine Bestellung schriftl., mündlich oder auf andere Weise getätigt, bleibt dem Besteller eine Frist von 7 Werktagen, um diese Bestellung zu widerrufen, sofern noch keine Lieferung erfolgt ist. Nach Ablauf der 7-Tage-Frist hat Anglo-Parts das Recht 30% des Bestellwertes dem Kunden zu berechnen oder 30% vom Wert eines Vertrages zu berechnen. Der Kunde hat außerdem innerhalb einer Frist von 7 Werktagen, nach Erhalt der Ware, die Möglichkeit die erhaltene Ware an Anglo-Parts zurückzugeben (gemäß Punkt 9 "WICHTIGE AUSKÜNFTE"). Der Versand unserer Ware erfolgt auf Gefahr und auf Kosten des Bestellers. Die tatsächliche Höhe der Transport- und Verpackungskosten können nur berechnet werden, nach der Zusammenstellung und Verpackung der Warensendung. (da Größen- und Gewichtsabhängig.)
3. Sofern der Versand nicht gegen Nachnahme erfolgt, sind Zahlungen rein netto innerhalb von 10 Tagen nach Rechnungserhalt zu leisten. Im Verzugsfall hat der Besteller Verzugszinsen in Höhe von 3 % über dem jeweils geltenden Diskontsatz der Deutschen Bundesbank zu bezahlen. Die Geltendmachung eines weiteren Verzugschadens bleibt vorbehalten.
4. Der Besteller ist - sofern er Kaufmann ist - verpflichtet, unsere Ware unmittelbar nach Erhalt auf Mängel zu untersuchen und eventuelle Mängel unverzüglich, spätestens innerhalb von 8 Tagen nach Erhalt der Ware - bei zunächst nicht erkennbaren Mängeln innerhalb von 8 Tagen nach deren Bekanntwerden - per Einschreiben bei uns geltend zu machen. Bei offensichtlichen Mängeln trifft die vorgenannte Verpflichtung auch Nichtkaufleute. Werden berechnete Mängel gerügt, sind wir lediglich zur Nachbesserung bzw. zur Ersatzlieferung verpflichtet, allerdings erst, nachdem uns die von uns gelieferte Ware zur Verfügung gestellt worden ist. Wir behalten uns die Überprüfung etwa gerügter Mängel durch den jeweiligen Hersteller vor und sind nicht zu Nachbesserungen oder Ersatzlieferungen verpflichtet, bevor dessen Prüfungsergebnis vorliegt. Nach endgültig fehlgeschlagener Nachbesserung bzw. Ersatzlieferung ist der Besteller zur Wandelung oder Minderung berechtigt. Gewährleistungsansprüche entstehen nicht, wenn der Fehler zurückzuführen ist auf Verletzung von Bedienungs-, Wartungs- und Einbauvorschriften, ungeeignete oder unsachgemäße Verwendung, fehlerhafte oder nachlässige Behandlung und natürlichen Verschleiß sowie vom Besteller oder Dritten vorgenommenen Eingriffen in den Liefergegenstand sowie Schäden aus sportlichen Einsätzen.
5. Schadenersatzansprüche des Bestellers - aus welchem Rechtsgrund auch immer - insbesondere der Ersatz für verspätete Auslieferung und mittelbare Schäden sind ausgeschlossen. Dies gilt nicht, soweit uns Vorsatz oder grobe Fahrlässigkeit zur Last fällt.
6. Wir behalten uns das Eigentum an sämtlichen von uns gelieferten Waren bis zur restlosen Bezahlung sämtlicher Forderungen aus unserer Geschäftsbeziehung mit dem Besteller vor. Veräußert der Besteller die gelieferte Ware weiter, so tritt er hiermit schon jetzt die ihm aus der Veräußerung entstehenden Forderungen gegen seinen Abnehmer in voller Höhe an uns ab. Übersteigt der Wert unserer Sicherheiten gegen den Besteller (etwaige Eigentumsvorbehalte zuzüglich etwaiger Forderungsabtretungen) unsere Forderung gegen den Besteller, so werden wir auf dessen Verlangen die Sicherheiten, die unsere Forderung übersteigen, freigeben.
7. Bei vom Besteller zu vertretender Falschbestellung ist ANGLO-PARTS bereit, unbeschädigte Artikel zurückzunehmen. Die Rücksendung erfolgt unter Beifügung einer Rechnungskopie auf Kosten und Gefahr des Bestellers. Eine Rücksendung ist nicht mehr möglich 30 Tage nach dem Rechnungsdatum. Bei Ersatzteilen mit denen ein Einbauversuch unternommen wurde, ist eine Rücksendung ebenfalls ausgeschlossen. ANGLO-PARTS erstattet den Rechnungsbetrag der zurückgesandten Ersatzteile abzüglich einer Wiedereinlagerungsgebühr von 15 % des Rechnungsbetrages.
8. Für Ersatzteile die auf Austauschbasis angeboten werden, wird der in der Preisliste neben dem Ersatzteilpreis angegebene Mehrkostenpreis berechnet. Dieser Mehrkostenpreis wird ganz oder teilweise zurückerstattet, vorausgesetzt der Besteller übersendet auf eigene Kosten und Risiko unter Beifügung einer Rechnungskopie das entsprechende alte Bauteil komplett, sauber und ölfrei innerhalb von zwei Monaten nach Rechnungsdatum. Bei Rücksendungen aus dem Ausland muß der Besteller eine Bestätigung beifügen, aus der sein Name, Anschrift das Versendungsdatum sowie eine Beschreibung der Güter hervorgeht. Bei der Rücksendung eines falschen Bauteils wird nur der jeweilige Stückwert erstattet. Insoweit führt ANGLO-PARTS eine Schätzung durch.
9. Ersatzteile die bei Erteilung des Auftrages nicht lieferbar sind, werden, wenn keine anderslautende Anweisung des Bestellers vorliegt, als Backorder behandelt. Bei Eintritt der Lieferfähigkeit wird der Besteller in Kenntnis gesetzt. Die entsprechenden Ersatzteile werden für einen Zeitraum von 14 Tagen nach Absendung der Bestätigung für den Besteller reserviert. Backorders können jederzeit vom Besteller annulliert werden.
10. Als Erfüllungsort für die Lieferung und Zahlung sowie als Gerichtsstand gilt - sofern der Besteller Kaufmann ist - Wetzlar als vereinbart. Darüberhinaus gilt ausschließlich das Recht der Bundesrepublik Deutschland. Das Übereinkommen der Vereinten Nationen vom 11.04.1980 über Verträge über den internationalen Warenkauf findet keine Anwendung.
11. Sollte eine Bestimmung dieser Bedingungen und der von uns mit dem Besteller getroffenen weiteren Vereinbarungen unwirksam sein oder werden, so wird dadurch die Gültigkeit des Vertrages im übrigen nicht berührt. Die Vertragspartner sind verpflichtet, die unwirksame Bestimmung durch eine solche zu ersetzen, mit der der wirtschaftliche Erfolg der unwirksamen Bestimmung möglichst erreicht wird. Sollten sich aus diesen Allgemeinen Verkaufs- und Lieferbedingungen und den Allgemeinen Informationen Widersprüche ergeben, genießen diese Allgemeinen Verkaufs und Lieferbedingungen Vorrang.
12. Hinweis gemäß § 33 BDSG: Name und Anschrift des Auftraggebers sowie alle für die Auftragsabwicklung erforderlichen persönlichen Daten werden ausschließlich für eigenen geschäftlichen Zwecke in automatisierten Dateien gespeichert und Dritten nicht zugänglich gemacht.

**VIKTIGT ATT VETA**

Företagets allmänna policy står skrivet på baksidan av våra fakturor och på vår hemsida. Uppdateringar finns i de senaste katalogerna, och våra senaste prislistor hittar ni på hemsidan. När du beställer varor från oss accepterar du vår policy. Var inte rädd för att fråga efter en uppdaterad publikation. Den senaste upplagan är den giltiga upplagan. Vänligen läs våra viktigaste punkter nedan.

VÅRA FÖRSÄLJARE

Vi är inte professionella biltekniker och kan inte hållas ansvariga för fel vi säger eller skriver; vi är bilentusiaster som vill vara behjälpliga. För teknisk information rekommenderar vi att du använder någon av böckerna som står med i denna katalog.

VÅR KATALOG/HEMSIDA

Vi eftersträvar att informationen i våra kataloger och på vår hemsida ska vara så korrekt som möjligt. Vi kan inte hållas ansvariga för misstag eller felaktigheter i specifikation, prislista eller artikelnummer. Vi har rätt att rätta till felaktigheter. Bilderna och fotona i vår katalog och på vår hemsida är endast exempelbilder, beställda produkter kan skilja sig utseendemässigt från bilden, men har samma funktionsduglighet och motsvarande kvalitet.

VÅRA RESERVDLSNUMMER & PRISER

Vi har egna artikelnummer till våra reservdelar, unika artikelnummer som gäller för en artikel. ÖNSKAT ANTAL ("QTY") anger antalet delar som behövs för en speciell tillämpning. Mängden du beställer kan vara en annan och ska anges när du beställer. Det är möjligt att beställa begagnade reservdelar om de inte går att få tag i nya. Det är inte alltid de begagnade reservdelarna finns med i prislistan eller på hemsidan. Vi skickar prisuppgift vid efterfrågan. Priser i prislistan och på hemsidan gäller för en artikel. Priserna kan komma att ändras utan förvarning. Du kan välja att se priserna på hemsidan med eller utan moms (21%). Prislistan som följer med katalogen kan exkludera eller inkludera moms, procentdelen står med i respektive prislista. Ett artikelnummer består av 6 tecken. De tre första tecknen anger vilken typ av reservdel som avses. Några exempel: 161 betyder mutter, 162 skruv, 163 bricka etc. Skicket på artikeln vi säljer står beskrivet på hemsidan och i prislistan. Följande koder kan stå vid artikelnumret på hemsidan eller i listan i reservdelskatalogen samt i prislistan som medföljer katalogen: SH – begagnad, EX – utbytesdel (en tilläggsavgift tillkommer och läggs till på fakturan), NA – ej tillgänglig för tillfället, LH – vänster, RH – höger (alltid från förarens sida), LHD – vänsterstyrd, RHD – högerstyrd, A/R – efter behov (betyder att antalet kan variera beroende på användningsområde) USE – artikelnumret har ersatts av annat använt artikelnummer.

BESTÄLLNINGAR

Det går bra att beställa via hemsidan, e-post, fax, telefon eller genom att besöka en av Anglo Parts filialer.

Vid order som inte görs via hemsidan ber vi dig förbereda följande, genom att använda vårt BESTÄLLNINGSFÖRMULÄR.

- Ditt KUNDNUMMER, namn, adress, telefonnummer, arbets/hem, faxnummer, momsregistreringsnummer. Ange om leveransadress skiljer sig från fakturaadress.
 - INFORMATION OM BILEN – märke, modell, årsmodell etc.
 - Ange Anglo Parts artikelnummer
 - Ange önskat antal och en beskrivning av reservdelen
 - Ange hur du kommer att betala för varorna: VISA, MASTER CARD, EURO CARD eller genom förskottsinsättning via bank
 - När en order är gjord lägger vi in uppgifterna i vårt datasystem och därefter behandlas uppgifterna. Att ändra en order som redan är under behandling kommer försena beställningen. Vi ber dig därför att kontrollera din beställning mer än en gång innan du skickar den till oss då det hjälper oss att leverera varorna i tid.
- Tack för visad förståelse.

BETALNING

BETALKORT: I skrivande stund accepterar vi följande betalkort: VISA, MASTER CARD, EURO CARD. Bifoga kortnummer (vanligtvis 16 siffror), giltighetstid och namnet på kortet.

BANK: När dina varor är hoplockade, packade och vägda skriver vi fakturan och informerar dig om total kostnad, fakturanummer och vårt bankkonto. Var snäll och ange fakturanummer och kundnummer på inbetalningen.

FRAKT

NATIONELLT: Vi levererar dörr till dörr. Varor inklusive transportkostnader måste betalas vid leverans, om inte betalkort har använts.

INTERNATIONELLT: För betalning av små paket använder vi oss av UPS förhandsbetalning. Enda kostnad som tillkommer är eventuell skatt i egna landet. Till stora och tunga paket använder vi en ekonomisk och snabb transportmetod. ANGLO PARTS paketerar varorna väl och risken för att motta skadat gods är väldigt liten, notera dock följande: Anglo Parts kan inte hållas ansvariga för gods som försunnit eller skadats under transporten. Om gods saknas eller är skadat och det ej är tillfogat under transporten/frakten ska reklamation vara inlämnad senast tre dagar efter varornas mottagits. Allt förpackningsmaterial ska behållas. Glas som fraktas går inte att försäkra och transporteras på egen risk.

LEVERANS AV GODS

Var vänlig kontrollera att inga förseglingar är brutna eller att varorna inte är skadade när ditt gods levereras. Anteckna på budets fraktsedel om något saknas eller är skadat. Skriv upp antalet och skicket på **varorna INNAN du skriver på fraktfakturan eller följesedeln**. Behåll din kopia tillsammans med fakturan och skicka din anmälan om skada till transportfirman omedelbart. Spara alltid förpackningsmaterialet tills allt är utrett. Anglo Parts kontrollerar alltid varorna både när de plockas från hyllan och när de paketeras, men en sista kontroll måste alltid genomföras av kunden själv vid leverans. **Kontrollera att reservdelarna stämmer överens med det du beställt och att mekaniska delar fungerar.** Vänta inte med att kontrollera varorna tills du behöver dem utan rapportera eventuella fel senast tre dagar efter leverans.

GARANTI

Nästan alla reservdelar som görs till klassiska bilar tillverkas av företag som är villiga att tillverka i mindre antal för ett rimligt pris. På Anglo Parts kontrollerar vi godkänner vi varorna, men vi kan inte inspektera varje individuell artikel. **Det är kundens ansvar att göra en slutgiltig inspektion av reservdelen innan den monteras.** Det är extra viktigt att kontrollera att mekaniska delar fungerar som de ska. Garantin gäller från det datum fakturan skrevs ut, **inte från det datum reservdelen monteras.** Våra reservdelar har normala och skäliga garantitider, men en fordran är begränsad till komponentens/varans/reservdelens värde och täcker inte arbetskostnader, transportkostnader, fel på beställda reservdelar, fel som orsakats av felaktig installation eller delar som används till rally eller annan tävling. Varan som fordran gäller måste lämnas tillbaka till butiken du köpte den från enligt följande procedur: Värdet måste överstiga 7,5 Euro, varorna måste skickas tillbaka och skatt samt transportkostnad ska vara betald, delarna måste returneras rena och väl paketerade; så fort du eller tredje part har nermonterat reservdelen fräntas Anglo Parts ansvar. Anglo Parts beslutar om varan var defekt från början eller om det beror på felaktig montering och hantering. Vi gör en utredning när varan skickats tillbaka till oss i oskadat skick. Varan ska inte skadas vid returen pga. dålig paketering eller transport. Garantin för renoverade reservdelar är begränsad till sex månader, fyra månader för renoverade stötdämpare, för de flesta andra reservdelar gäller garantin i ett år från det datum fakturan skrevs ut och gäller då defekter i material och produktion/utförande av producenten eller av Anglo Parts N.V.

RETURER/REKLAMATIONER

Om du beställt fel vara av misstag kan vi återköpa varan för varans värde minus 15% för att återinföra den i våra hyllor. Vi accepterar inga returur utan en faktura och senast 30 dagar efter det att fakturan skrevs ut; gäller: bärlager, kolvringar, detaljer på metervara, inredning (sufflett, sittbrunnskapell, stolsklädsel, paneler etc.) böcker eller delar där montering har påbörjats. Varorna måste returneras med betald transport och skatt. Anglo Parts kan ej återbetala skatt om betalats i mottagande land, transport- och paketeringskostnad eller avgift för bankkostnad för betalkort. Du kan använda summan på tillgodokvitto till att betala en framtida order för motsvarande summa. Vi ger ej pengarna tillbaka för ett tillgodokvitto.

TILLÄGGSavgift/Stomavgift

Stomavgift tillkommer på priset för varor som erbjuds som utbytesdetaljer. Stomavgiften syns i katalogens prislista på hemsidan vid respektive artikelnummer och faktureras i väntan på den gamla reservdelen som skickas in som inbyte. Stomavgiften betalas tillbaka när vi fått inbytesdelen, förutsatt att varan är komplett, ren, tömd på olja och skickad till oss inom en tidsperiod av två månader efter det att vi skickat ut fakturan. Var vänlig bifoga en kopia på fakturan. Alla inbytesdelar måste skickas till oss med betald frakt. När du exporterar den gamla varan till oss måste ett brev med följande uppgifter skickas till oss: ditt namn, adress, inredning (sufflett, sittbrunnskapell, stolsklädsel, paneler etc.), en beskrivning av varorna du skickar samt stomavgiften. Ta kopier och sätt en på paketet, lägg en inuti paketet och behåll en kopia själv. Vi behöver ovanstående information för att kunna importera varorna.

När inbytesdelen levererats till oss kontrollerar vi omedelbart: att varan är väl paketerad och att inga skador tillkommit under transporten, om den gamla reservdelen motsvarar den vara vi skickat till dig (original), om varan är komplett och om det går att bygga om/rekonditionera väsentliga delar. Vi ber dig att inte skicka en torkarmotor från en MGA som utbytte mot en torkarmotor till en TD. Skicka inte en strömfördelare utan vakuumenthet. I det senare exemplet kommer vi ta en ersättning ur stomavgiften för strömfördelaren minus värdet för vakuumentheten.

RESTORDRAR

Varor som inte finns på lager när du lägger din beställning överförs till en restorder. Vi informerar dig när varorna finns tillgängliga igen och reserverar dem åt dig under fjorton dagar, räknat från den dag du informerades om att varorna kommit in. Om du inte kontaktar oss under denna period överförs varorna till vårt lager och kan beställas av andra kunder. När du beställer kan du även välja "Inga restordrar" eller be om att annullera alla tidigare restordrar. När en vara som ligger som restorder tas ur sortimentet informerar vi dig även om detta. Om du då vill ha ett begagnat exemplar av varan meddelar du oss detta, så gör vi vårt bästa för att få fram ett sådant.



PUNTOS IMPORTANTES

Las políticas de nuestra empresa se encuentran en el reverso de nuestras facturas y en la web. Las actualizaciones están impresas en nuestros catálogos más recientes, en las listas de precios y en la web. Cuando nos realiza un pedido usted está aceptando dichas políticas. Uste siempre es libre de consultarnos sobre la publicación de alguna actualización. Las más recientes prevalecerán sobre todas las anteriores. Por favor lea abajo los puntos más importantes.

NUESTROS VENDEDORES

No somos técnicos cualificados sobre automóviles y no podemos hacernos responsables de errores dichos o escritos, somos entusiastas a los que les gusta ayudar. Para información técnica, les recomendamos que utilicen los libros listados en los catálogos.

NUESTROS CATÁLOGOS/WEB

Hemos realizado todos los esfuerzos para asegurar que la información introducida en nuestros catálogos y nuestra web, es correcta. No podemos hacernos responsables si algún error o inexactitud existe en la especificación, la fijación de precios o el número de referencia. Tenemos el derecho de corregir cualquier error. Las ilustraciones y fotos en nuestros catálogos y en nuestra web solo son representaciones, los productos pueden variar de las fotos y las ilustraciones, pero la función es la misma con una calidad similar.

NUESTRAS REFERENCIAS Y PRECIOS

Todos los recambios (o kits de recambios) tienen nuestra propia referencia y se refieren a un solo punto. LA CANTIDAD REQUERIDA ("QTY") corresponde a la cantidad utilizada para la aplicación en particular. La cantidad que usted pida puede ser diferente y pudo ser marcada cuando usted la solicitó. No hay recambios nuevos disponibles, podría estar disponible de segunda mano. Estos recambios de segunda mano no siempre están listados en la web o en nuestra lista de precios. La información le será enviada cuando la solicite. Los precios listados en la web o en la lista de precios son para un solo punto y podrán ser variados sin previo aviso. Los precios en la web los podrá ver con o sin IVA, dependiendo de lo que elija. Las listas de precios enviadas con los catálogos pueden incluir, o no, el IVA, el porcentaje se indica en cada lista de precios. Las referencias se componen de seis caracteres. Los tres primeros caracteres indican la naturaleza del recambio. Por ejemplo 161 hace referencia a los piñones, 162 para tornillos, 163 para arandelas, etc. La condición de los recambios que vendemos está especificada en la web y en la lista de precios. La totalidad de los códigos aparece en la web, en el listado de catálogo de recambios y en la lista de precios suministrada con los catálogos, al lado de el número, para los recambios que son...SH – Second Hand (Segunda Mano), EX - suministrados sobre una base de intercambio, y una sobretasa será facturada, NA – Actualmente no disponible, LH – Left Hand (mano izquierda) o RH – Right Hand (mano derecha). Siempre visto desde el asiento del conductor. LHD – Left Hand Drive (Unidad Izquierda), RHD – Right Hand Drive (Unidad derecha), A/R – As Requested (como lo solicitó), quiere decir que la cantidad solicitada puede variar de una aplicación a otra. USE – La referencia se reemplazó por otra indicada.

PEDIDOS

Recibimos los pedidos a través de la web, e-mail, fax, carta, teléfono o visitando una sucursal de Anglo Parts. Para los pedidos que no sean a través de la web, les agradeceremos los preparen utilizando los formularios.

- Su NÚMERO DE CLIENTE. Nombre, dirección, número de teléfono casa/trabajo, número de fax, codice fiscale (para clientes italianos) o número de IVA para compañías europeas. –Especificar si la dirección de entrega es diferente.
- INFORMACIÓN DEL TIPO DE COCHE, marca, modelo, año de fabricación, etc.
- Solo denos la referencia de Anglo Parts
- Indique la cantidad deseada y la descripción del recambio.
- Indique el método de pago: VISA, MASTER CARD, EURO CARD, o pago por ingreso en cuenta.
- Una vez realizado el pedido, ponemos el mismo en el sistema informático y procesamos labels, listas y listas de control. Cambiar un pedido realizado, esto causa retrasos en el sistema, **le agradeceremos que revise su pedido antes de enviarlo.** Esto no ayudará a entregar sus recambios a tiempo. Gracias por su comprensión.

PAGOS

TARJETAS DE CRÉDITO: En este momento aceptamos las siguientes tarjetas de crédito: VISA, MASTER CARD, EURO CARD. Por favor especifique el número de tarjeta de crédito (máximo 16 cifras), fecha de caducidad y nombre, tal como aparece en la tarjeta.

BANCO: Cuando su mercancía esté recogida, empaquetada en cajas, pesada y medida, se hará la factura y le informaremos del total a pagar, el número de factura (no por la web) y los datos de nuestro banco. Por favor indique el número de factura y el número de cliente con cualquier pago que haga.

ENVÍO

NACIONAL: Entregamos de puerta a puerta y la mercancía, incluyendo el transporte, se pagarán en el momento de la entrega. C.O.D: si no se utilizó una tarjeta de crédito

INTERNACIONAL: Enviamos por UPS prepagado, en paquetes pequeños. El único coste que debe ser pagado a la recepción pueden ser sus impuestos locales. Para paquetes más grandes utilizamos otro tipo de transporte más rápido y sencillo. Anglo Parts empaqueta sus cajas perfectamente, con lo que la posibilidad de que el material sufra daños es muy pequeña, aún así estas deben ser notificadas. Anglo Parts no se puede hacer responsable de los materiales que se pierdan o se dañen durante el transporte. Por faltas o daños realizados por el transporte, las reclamaciones deben notificarse como máximo tres días después de la recepción del pedido. Todos los materiales del embalaje deben mantenerse. El transporte de cristales no es asegurable y será enviado por su cuenta y riesgo.

RECIBIENDO SUS MATERIALES

Para todos los envíos, a la llegada, por favor compruebe que ningún sello o cinta esté rota y que el paquete no esté dañado. En caso de algún daño o falta, escriba esto en la hoja del repartidor de acuerdo con la situación actual y la cantidad contenida **antes de firmar el transporte o la factura.** Haga una copia, adjúntela a la factura y realice, inmediatamente, una reclamación a la compañía transportista. En cualquier caso, guarde el material del embalaje hasta que todo se resuelva. Anglo Parts chequea las mercancías cuando se recogen desde el stock y otra vez cuando se empaqueta, **pero la última revisión la debe hacer el mismo cliente cuando las recibe.** Asegúrese de que los recambios recibidos coinciden con los que solicitó y de que funcionan correctamente. No espere a hacer el control de las mercancías hasta que las necesite e infórmenos de los problemas antes de tres días desde la recepción.

GARANTÍA

Casi todos los recambios para la industria de coches clásicos se realizan en pequeñas cantidades por compañías que están dispuestas a hacerlos por un precio aceptable. En Anglo Parts revisamos dichos recambios para su aprobación, pero no somos capaces de revisar cada una de ellas. **Es responsabilidad del cliente realizar una revisión final del recambio antes de su colocación.** Especialmente se deben revisar los recambios mecánicos para asegurarse de que funcionan perfectamente. El periodo de garantía empieza desde la fecha de factura, **no desde la de instalación.** Nuestros recambios tienen, normal y razonablemente, garantía, pero las reclamaciones por garantía se efectuarán dependiendo del valor de los componentes y no cubrirán el trabajo, transporte, fallos del componente, fallos producidos por la instalación defectuosa o recambios utilizados para ralis o competiciones. Todos los productos para la reclamación de garantía, deben ser devueltos a la tienda donde los compró mediante los siguientes procedimientos: el valor debe ser superior a 7,5 euros; el material debe ser enviado con las tasas y los portes pagados; todos los materiales deben ser devueltos limpios y bien empaquetados. Una vez usted, o terceras personas, hayan desempaquetado el recambio, nuestra responsabilidad termina!

Anglo Parts tomará la decisión final de si el recambio es defectuoso o se ha dañado durante la instalación. Investigaremos este suceso una vez hayamos recibido de vuelta el material sin daños. Durante la devolución estos materiales no pueden ser dañados debido al transporte o un mal embalaje. El periodo de garantía para recambios reacondicionados es de 6 meses y de 4 para amortiguadores reconstruidos, las demás piezas están garantizadas contra defectos en el material y la mano de obra del fabricante original o por Anglo Parts NV por un periodo de un año a partir de la fecha de factura.

DEVOLUCIONES

Si usted recibió una pieza equivocada, y el fallo es suyo, nosotros estamos dispuestos a reponerla y reembolsaremos el precio del material menos el 15% de recargo por reposición. No se aceptará ninguna devolución sin su copia de la factura, pasados 30 días de la fecha de factura, cojinetes, pistones, aros de pistón, mercancías por metro, partes recortables (capuchas, tapas blandas, cubre tonel, kits de asiento, paneles, etc.) libros o cualquier pieza donde se intentara su instalación. Los materiales deben ser enviados con las tasas y los portes pagados. Anglo Parts no es capaz de devolver las tasas pagadas en el país de llegada, los cargos por transportes o empaquetado ni las comisiones que tuvo que pagar a la compañía de la tarjeta de crédito. Usted puede utilizar el importe de esta factura para un futuro pedido del mismo importe. No devolvemos el importe de los créditos.

SOBRECARGO – CORE DEPÓSITOS

Un sobrecargo se añadirá en el precio para piezas ofrecidas sobre bases de intercambio. El precio del sobrecargo lo podrá ver en la web en el listado de catálogos de recambios y está listado en nuestra lista de precios al lado de la referencia relacionada y será facturado en espera del retorno de la unidad reciclable antigua. Este sobrecargo se reembolsará en su totalidad siempre que recibamos la unidad completa, limpia, sin aceite y devuelta después de dos meses de nuestra fecha de factura. Todas las devoluciones se realizarán con los cargos por transporte pagados. Si usted nos exporta la antigua unidad, nos debe enviar una carta con su nombre, dirección, teléfono, fecha de envío y una descripción del material que nos está devolviendo, incluyendo el importe del sobrecargo. Por favor haga algunas copias y adjunte una en el paquete, una en el embalaje y guarde una para usted. Necesitaremos esta información para exportar el material. En cuanto llegue revisaremos, inmediatamente, los siguientes puntos: que el embalaje sea correcto y no haya sufrido ningún daño durante el transporte, que la unidad antigua es similar al tipo de la que nosotros le enviamos (correcto original), que la unidad esté completa y estén las partes esenciales para su reconstrucción. Por favor, no nos envíe un motor de limpiaparabrisas de MGA para cambiar con un de TD, no nos mande una distribución sin el sistema de avanzado. En este último la muestra le devolveremos el recargo por el distribuidor menos el valor (en nuestra opinión) del sistema de avanzado.

BACKORDERS

LOS Materiales que no estén en stock cuando realice su pedido se guardarán como back orders. Nosotros le informaremos cuando estos materiales estén disponibles de nuevo y se los reservaremos por un periodo de catorce días a contar desde el momento en el que le informamos. Si usted no se pone en contacto con nosotros durante ese periodo de tiempo, pondremos el recambio en nuestro stock para que pueda ser vendido a otros clientes. Al realizar un pedido usted también puede especificar que no quiere Back Orders o solicitar la cancelación de los Back Orders anteriores. Cuando un recambio que usted tiene en back order pasa a ser obsoleto, se lo haremos saber. Si usted decide coger esta pieza en condición de usada, pregúntenos y haremos todo lo posible para obtenerla.



DŮLEŽITÉ BODY

Všeobecné podmínky naší firmy jsou vtištěny na zadní straně našich faktur a jsou k dispozici na našich webových stránkách. Aktualizace jsou vtištěny v posledních verzích katalogů a ceníků. Jsou obnovovány i na webových stránkách. V případě, že si u nás objednáte zboží, znamená to, že souhlasíte s našimi podmínkami. Poslední aktualizace jsou nadřazeny všem ostatním. Prosím, přečtěte si níže uvedené důležité body.

NAŠI PRODEJCI

Nejsme vyučení automechanici a nemůžeme být zodpovědní za chyby, které řekneme nebo napíšeme, jsme nadšenci, kteří chtějí pomoci. Pro technické informace doporučujeme využít knihy vyobrazené v našem katalogu.

NAŠE KATALOGY/ WEBOVÉ STRÁNKY

Snažíme se vynaložit maximální úsilí, aby informace v našich katalogech a na webových stránkách byly správné. Nemůžeme nést odpovědnost v případě, že se objeví ve specifikaci, ceně nebo katalogovém čísle chyba. Máme právo opravit jakoukoliv chybu. Ilustrace a fotky v našich katalogech a na našich webových stránkách jsou pouze ilustrativní, dodávané produkty se mohou lišit od ilustrací a fotek, ale budou fungovat stejným způsobem a budou v podobné kvalitě.

NAŠE KATALOGOVÁ ČÍSLA & CENY

Naše díly (nebo sety dílů) mají vlastní katalogové číslo, které náleží pouze jedné položce. POŽADOVANÉ MNOŽSTVÍ (QTY) uvádí množství potřebné pro danou aplikaci. Množství, které chcete objednat se může lišit a mělo by být uvedeno při Vaší objednávce. Díly, které nejsou dostupné jako nové, mohou být dostupné pouze použité a zrenovované. Tyto second hand díly nejsou vždy uváděny na našich webových stránkách a v cenících. Informace Vám budou zaslány na základě Vašeho požadavku. Ceny na webových stránkách a v cenících jsou uváděny za jeden kus a jsou pouze informativní. Mohou být kdykoliv bez oznámení změněny. Ceny na webových stránkách jsou k vidění jak bez, tak i včetně DPH. (21% - belgická sazba DPH). Ceník dodávaný s katalogy může obsahovat ceny jak s DPH, tak i bez DPH. Lokální sazba DPH je vždy uvedena v každém katalogu. Katalogová čísla se skládají ze 6 číslic. První tři číslice uvádí druh dílu. Např. 161 signalizuje matky, 162 šrouby, 163 podložky atd. Stav dílu, které prodáváme je indikován na webových stránkách a v cenících. Následující kódy se objevují na webových stránkách a v cenících vedle katalogového čísla. Pro díly ... SH - second hand díl, EX - díl dodán na základě výměny a SURCHARGE (příplatek) bude fakturována. NA - díl je nedostupný, LH - levá strana, RH - pravá strana. Vždy bráno z pohledu řidičova sedadla. LHD - levostranné, RHD - pravostranné, A/R - dle požadavku, znamená, že požadované množství se může lišit dle požadavku. USE - katalogové číslo bylo nahrazeno jiným katalogovým číslem.

OBJEDNÁVKY

Objednávky jsou vítány přes webové stránky, e-mail, fax, dopis, telefon nebo při návštěvě pobočky společnosti Anglo-Parts.

Pokud neobjednáte přes webové stránky, prosíme abyste si připravili následující informace na našem OBJEDNACÍM FORMULÁŘI.

- Vaše ZÁKAZNICKÉ ČÍSLO, jméno, adresu, tel. číslo, event. fax. číslo, event. DIČ. Prosím uveďte jinou adresu pokud se liší od fakturační adresy.
- INFORMACE O VOZE, značka, model, rok výroby atd.
- Uveďte katalogové číslo společnosti Anglo Parts
- Uveďte potřebné množství a popis dílu
- Uveďte metodu platby: VISA, MASTER CARD, EURO CARD nebo platbu předem bankovním převodem.
- Je-li jednou objednávka potvrzena, zadáváme ji ihned do počítače a připravujeme faktury atd. V případě, že chcete opravit objednávku, musíme ji opravit v celém systému a to způsobuje časová zpoždění. Proto Vás žádáme, abyste si raději překontrolovali Vaši objednávku než ji odešlete. Tak nám pomůžete dodat díly včas. Děkujeme za pochopení.

PLATBA

KREDITNÍ KARTY: v současné době akceptujeme tyto karty: VISA, MASTER CARD, EURO CARD. Prosím, zadejte 16-ti místné číslo Vaší karty, datum expirace a jméno uvedené na platební kartě.

BANKA: Poté co bude zboží zabaleno do krabic, zváženo a změřeno, připravíme fakturu a informujeme Vás a o celkové částce, čísle faktury a naše bankovní spojení.

POŠTOVNÉ

Národní: Dodáváme naše zboží až k Vaším dveřím. Většinou formou dobírky.

Mezinárodní: Používáme UPS pro malé balíky. Cena dopravného je vždy uvedena na faktuře. Jediné, co budete muset uhradit při dodání dílu je clo (v případě, že se nacházíte mimo prostor Evropské Unie) Pro rozměrné nebo velké balíky využíváme ekonomické metody. Anglo Parts balí své zboží velmi důkladně, aby riziko poškození dílu bylo co nejmenší. Anglo Parts nenesou odpovědnost v případě, že se zboží poškodí nebo ztratí v průběhu dopravy. V případě, že na vině není dopravce, námitka musí být vznesena během 3 dnů od dne obdržení zboží. Všechny obaly zboží musí zůstat neporušené. Doprava skel není pojistitelná a toto zboží bude dopravováno na vlastní nebezpečí.

OBDRŽENÍ ZBOŽÍ

Při převzetí zboží zkontrolujte, zda žádné pásky nejsou porušeny a zda balík není poškozen. V případě poškození napište tento poznatek do poznámek dopravce **před tím než balík převezmete.** Nechte si kopii tohoto zápisu spolu s fakturou a ihned vznesete požadavek na dopravní společnost. Zskovte si balicí materiál jako důkaz dokud nebude vše vyřešeno. Anglo Parts kontroluje zboží při vyjmutí ze skladu a dále pak při balení. **Finální kontrolu musí ale provést zákazník.** Zkontrolujte, prosím, zda díly souhlasí s díly, které jste si objednali. Nečekejte do té doby než budete díl požadovat, ale ozkoušejte ho ihned a v případě problému vznesete námitku do 3 dnů.

ZÁRUKA

Skoro většina dílů pro historická vozidla jsou vyráběny v malých objemech společností, které jsou ochotny tento díl vyrábět a prodávat za přijatelnou cenu. My v Anglo Parts kontrolujeme kvalitu zboží, ale nejsme schopni kontrolovat jednotlivé kusy. **Je odpovědností každého zákazníka provést finální kontrolu dílu před instalací.** Záruka začíná dnem vystavení faktury, **ne dnem instalace.** Na naše díly se vztahuje běžná záruka a námitky se vztahují pouze do výše daného komponentu. V žádném případě se nevztahuje na práci, dopravu, selhání dalších komponentů, selhání z důvodů špatné instalace a dále se nevztahuje na díly, které byly použity pro závody. Všechny reklamované díly musí být doručeny zpět do obchodu, ve kterém jste je pořídili. Cena dílu musí být větší než 7,5 euro, díly musí být zaslány zpět včetně zaplacení dopravy a event. cla. Všechny díly musí být zaslány očištěné a dobře zabalené, v případě, že Vy nebo třetí osoba díl rozebrala, záruka na díl již nepřetrvává. Anglo Parts udělá finální rozhodnutí, zda byl díl přirozeně vadný nebo zda byl poškozen během instalace. Během navrácení dílu by neměly být díly poškozeny špatným balením. Záruka na zrenovované díly je omezena 6 měsíci a 4 měsíci na zrenovované tlumiče. Ostatní díly jsou v záruce proti defektu na materiálu či dílenském zpracování výrobcem nebo Anglo Parts nv v délce trvání jednoho roku, začínající dnem fakturace.

VRATKA

V případě, že obdržíte nesprávný díl a chyba je na Vaší straně, jsme ochotni přijmout zboží zpět na sklad s 15% poplatkem. Žádné vratky nebudou provedeny bez Vaší faktury nebo její kopie.

Nebudou akceptovány vratky na ložiska, písty, pístní kroužky, zboží prodávané na metry, čalounické zboží (střechy, krycí plachty, kity sedadel atd) Zboží musí být vráceno se zaplacenými náklady na dopravu a clo. Anglo Parts není schopná platit clo v zemi příjemce, náklady na dopravu, balné a komisioní poplatky, které musí odvádět poskytovatelé terminálu platebních karet.

PŘÍPLATEK

Přirážka bude přidána k ceně dílů nabízených na základě výměnné báze. Výše příplatku je k vidění na webových stránkách nebo v cenících a bude fakturována až do doby návratu starého opravitelného dílu. Tato přirážka bude vrácena v případě, že díl bude kompletní, čistý, zbavený oleje a vrácen do dvou měsíců od data fakturace. Prosíme také o poskytnutí fotokopie Vaší faktury. Všechny vratky musí být poslány zpět k nám s předplaceným poštovním. V případě, že nám zasíláte svůj starý díl, měl by být přiložen dopis s Vaším jménem, adresou, datem zaslání, tel. číslem, popisem zboží a výší vratky. Prosíme o více kopií, jednu vložte do balíku, jednu nalepte na balík a jednu si nechte pro sebe. Budeme tyto informace potřebovat. Ihned po obdržení Vašeho balíku zkontrolujeme stav balení, zda nedošlo k poškození během transportu, zda je díl kompletní a zda je díl opravitelný. Prosím, nezasílejte nám motorek stěračů na MGA na výměnu za MGTD atd. V tomto případě bude vratka snížena oproti původní výši.

ZPĚTNÁ ZÁVAZNÁ OBJEDNÁVKA

Zboží, které není skladem v čas Vaší objednávky bude vedena jako zpětná závazná objednávka (backorder). Budeme Vás informovat o tom, kdy dané zboží bude opět dostupné a dané díly pro Vás budou rezervovány po dobu 14 dní ode dne, kdy budete informováni. V případě, že nás nebudete kontaktovat během této periody, zařadíme tento díl (tyto díly) zpět do skladu pro ostatní zákazníky. Při objednávkách dílů můžete specifikovat „Žádné zpětné objednávky“ nebo nás můžete požádat abychom ukončili všechny Vaše zpětné závazné objednávky. Když se Vámi objednaný díl stane úplně nedostupným, budeme Vás informovat. V případě, že se rozhodnete pro použitý díl, prosím, informujte nás a my se ho pokusíme pro Vás sehnat.



WAŻNE

Ogólne zasady naszej działalności są drukowane na odwrocie każdej faktury oraz są dostępne na naszej stronie internetowej. Wszelkie aktualizacje są zamieszczane w najnowszych katalogach, a cenniki są aktualizowane na naszej stronie internetowej. Zamawiając towary w Anglo Parts, wyrażasz zgodę na oraz akceptujesz zasady obowiązujące w naszej firmie. Zawsze możesz zwrócić się do nas w celu uzyskania aktualnego wydania. Najbardziej aktualne wydanie zastępuje wszystkie poprzednie publikacje. Prosimy o przeczytanie najważniejszych informacji znajdujących się poniżej.

NASI SPRZEDAWCY

Nie jesteśmy wyspecjalizowanymi technikami samochodowymi i nie ponosimy odpowiedzialności za błędy popełnione w naszych wypowiedziach ustnych lub pisemnych - jesteśmy entuzjastami, którzy chcą udzielić pomocy. W celu zdobycia informacji technicznych, zalecamy zapoznanie się z książkami wymienionymi w niniejszym katalogu.

NASZE KATALOGI/STRONA INTERNETOWA

Dokładamy wszelkich starań, aby informacje umieszczone w naszych katalogach oraz na stronie internetowej były poprawne. Nie ponosimy odpowiedzialności za jakiegokolwiek błędy lub nieścisłości pojawiające się w specyfikacjach, cennikach lub numerach części. Mamy prawo do poprawiania jakiegokolwiek błędów. Ilustracje oraz zdjęcia umieszczone w naszych katalogach oraz na stronie są jedynie podobiznami, a dostarczane produkty mogą różnić się od ilustracji lub zdjęć, jednak będą działać w taki sam sposób i będą podobnej jakości.

NASZE NUMERY CZĘŚCI ORAZ CENY

Wszystkie części (lub zestawy części) posiadają nasz numer, który odnosi się tylko do jednej sztuki towaru. WYMAGANA ILOŚĆ ("ILOŚĆ") oznacza ilość używaną w danym zastosowaniu. Ilość, którą zamawiasz może być inna i powinna być zaznaczona w momencie składania zamówienia. Części, które nie są dostępne jako nowe, mogą być dostępne jako używane. Części używane nie zawsze są umieszczane na stronie oraz w cennikach. Taka informacja zostanie przesłana na życzenie Klienta. Ceny zamieszczone na naszej stronie oraz w cennikach dotyczą jednej sztuki towaru oraz są zamieszczone jedynie w celach informacyjnych i podlegają zmianie bez uprzedniej informacji. Ceny zamieszczone na stronie internetowej są dostępne z podatkiem lub bez podatku VAT (21 %), zgodnie z wybraną opcją. Cenniki dostarczane wraz z katalogami mogą zawierać lub nie zawierać lokalny podatek VAT, przy czym wartość procentowa jest podana w każdym cenniku. Numery części składają się z sześciu znaków. Pierwsze trzy znaki wskazują rodzaj części. Na przykład, 161 oznacza nakrętkę śruby, 162 śruba, a 163 podkładkę. Stan części, którą sprzedajemy jest podany na stronie internetowej lub w cenniku. Następujące kody pojawiają się na stronie internetowej w spisie części dostępnym w katalogu oraz w cennikach dostarczanych razem z katalogami, obok numeru części: SH - Używane, EX - Dostarczone na ZASADZIE ZAMIANY, a na fakturze zostanie doliczona DODATKOWA OPŁATA. NA - obecnie NIEDOSTĘPNE. LH - lewa strona lub RH - prawa strona. Zawsze od strony kierowcy. LHD - kierownica z lewej strony, RHD - kierownica z prawej strony, A/R - WEDLE ŻYCZENIA, co oznacza, że wymagana ilość może się różnić w każdym zamówieniu. USE - numer części został zastąpiony innym wskazanym numerem części.

ZAMÓWIENIA

Przyjmujemy zamówienia przez STRONĘ INTERNETOWĄ, E-MAIL, FAKS, LISTOWNIE, TELEFONICZNIE lub przez osobiste odwiedzenie filii Anglo-Parts. **Przy zamówieniach nie składanych przez naszą Stronę, prosimy o przygotowanie następujących informacji, przy użyciu naszego FORMULARZA ZAMÓWIENIA.**

- Twój NUMER KLIENTA, imię, adres, numer telefonu (praca/dom), numer faksu, codice fiscale (jedynie w przypadku obywateli Włoch) lub numeru VAT, w przypadku firm europejskich.
- Prosimy o informację, jeśli adres do wysyłki jest inny od powyższego.
- INFORMACJA O TYPIE SAMOCHODU tj. marka, model, rok produkcji itd.
- Prosimy o podanie jedynie NUMERÓW CZĘŚCI Anglo Parts.
- Prosimy o wskazanie ilości oraz opisu zamawianych części.
- Prosimy o wskazanie metody płatności: VISA, MASTER CARD, EURO CARD lub płatność z góry za pośrednictwem banku.
- Po złożeniu zamówienia, zostaje ono wprowadzone do systemu komputerowego i rozpoczyna się przetwarzanie oznaczeń, spisów oraz list kontrolnych. Zmiana uprzednio złożonego zamówienia, wstrząsany cały system, co automatycznie powoduje opóźnienia. Z tego powodu prosimy o ponowne sprawdzanie zamówienia przed wysłaniem go do nas. Pomoże nam to dostarczyć części na czas. Z góry dziękujemy za zrozumienie.

PŁATNOŚCI

KARTY KREDYTOWE: W momencie sporządzania regulaminu, akceptujemy następujące karty kredytowe: VISA, MASTER CARD, EURO CARD.

Prosimy o podanie numeru karty (zazwyczaj 16 znaków), datę końca ważności karty oraz imię posiadacza karty.

BANK: Faktura zostanie sporządzona po tym, jak towar zostanie wybrany, zapakowany, ważony oraz zmierzony, po czym poinformujemy Cię o łącznej kwocie do zapłaty **(Nie w przypadku Strony internetowej)** oraz referencjach bankowych. Przy jakichkolwiek płatnościach, prosimy o zwrócenie uwagi na numer faktury oraz numer klienta.

PRZESYŁKA

KRAJOWA: Dostarczamy towar do Klienta, a płatność wraz z kosztami przesyłki zostanie uregulowana w gotówce przy odbiorze, jeśli nie użyto karty kredytowej.
MIĘDZYKRAJOWA: Przy niewielkich przesyłkach korzystamy z usług UPS przy płatności z góry. Wówczas jedynym kosztem pokrywanym przy odbiorze jest lokalny PODATEK. Przy dużych i ciężkich przesyłkach korzystamy z ekonomicznych i szybkich metod transportu. ANGLO PARTS przygotowuje przesyłki z należytą starannością, a ryzyko otrzymania uszkodzonego towaru jest bardzo niewielkie, jednak należy wziąć pod uwagę, co następuje. Anglo Parts nie ponosi odpowiedzialności za towary zagubione lub uszkodzone podczas transzytu. W przypadku reklamacji dotyczących braków lub uszkodzeń, które nie zostały spowodowane przez przewoźnika, reklamacja musi zostać złożona w ciągu trzech dni od daty otrzymania zamówienia. Należy zachować wszystkie elementy opakowania. Przewóz szkła nie jest objęty ubezpieczeniem i będzie przewożony na własne ryzyko.

ODBIÓR TOWARU

W przypadku wszystkich przesyłek dostarczanych do Klienta, prosimy o sprawdzenie, czy żadna plomba lub taśma nie jest przerwana oraz czy opakowanie nie jest uszkodzone. W przypadku jakiegokolwiek uszkodzenia lub braków, prosimy o wpisanie takiej informacji w formularz przewoźnika zgodnie ze stanem faktycznym przesyłki oraz ilością towaru PRZED podpisaniem listu przewozowego lub potwierdzenia odbioru. Zatrzymaj kopię dokumentu wraz z fakturą i niezwłocznie złóż reklamację w firmie transportowej. W każdym przypadku zachowaj opakowanie do momentu wyjaśnienia sprawy. Anglo Parts sprawdza części w momencie ich odbioru z magazynu oraz ponownie w czasie pakowania, jednak ostateczna kontrola musi zostać przeprowadzona przez samego Klienta w momencie dostawy. Upewnij się, że otrzymane części są zgodne z zamówieniem oraz, że części mechaniczne działają poprawnie. Nie zwlekaj ze sprawdzeniem towaru do momentu, kiedy będziesz go potrzebował i zgłoś problemy w ciągu trzech dni od momentu otrzymania towaru.

GWARANCJA

Prawie wszystkie części w branży klasycznych samochodów są produkowane w małych ilościach przez firmy, które pragną dostarczać części w rozsądnych cenach. W Anglo Parts sprawdzamy towary, z możliwością ich zwrotu, jednak nie jesteśmy w stanie sprawdzić każdego produktu. To użytkownik ponosi odpowiedzialność za ostateczną kontrolę części PRZED jej zamontowaniem. W szczególności części mechaniczne muszą być sprawdzone, aby upewnić się, że są w stanie idealnym. Okres gwarancji obowiązuje od daty wystawienia faktury, nie od daty instalacji. Nasze części są objęte standardową i rozsądną gwarancją, jednak reklamacje ograniczają się do wartości części i w żadnym wypadku nie będą pokrywały kosztów robocizny, transportu, uszkodzenia powiązanych części, uszkodzenia wynikającego z niepoprawnej instalacji lub wartości części użytych do rajdów lub konkursów. Wszystkie produkty reklamowane w ramach gwarancji muszą zostać zwrócone do punktu sprzedaży, w którym dokonano zakupu zgodnie z następującą procedurą: wartość musi przekraczać 7,5 euro, towar musi zostać odesłany po uprzednim pokryciu kosztów przesyłki oraz podatków, wszystkie zwracane części muszą być czyste i należyte pakowane, jeśli Klient lub jakakolwiek osoba trzecia rozmontowała część, wówczas nie ponosimy żadnej odpowiedzialności.

Anglo Parts ostatecznie zdecydował, czy przedmiot posiadał wadę fabryczną, czy został uszkodzony podczas instalacji. Zajmiemy się reklamacją, jeśli zwrócone towary dotrą do nas w nienaruszonym stanie. Podczas zwrotu towar nie może zostać zniszczony w skutek nieodpowiedniego pakowania lub transportu. Okres gwarancji na naprawienie części trwa od 6 miesięcy do 4 miesięcy na zreperowane amortyzatory, a większość innych części w przypadku wad materiału oraz wykonania są objęte gwarancją oryginalnego producenta lub Anglo Parts na okres jednego roku od daty wystawienia faktury.

ZWROTY

Jeśli otrzymałeś niewłaściwy towar, przez popełnienie błędu podczas składania zamówienia, przyjmujemy taki produkt zwracając wartość produktu po odjęciu 15% w ramach opłaty za ponowne przyjęcie towaru do magazynu. Nie przyjmujemy żadnych reklamacji: bez dostarczenia faktury otrzymanej przez Klienta, po upływie 30 dni od daty wystawienia faktury, dotyczących łożysk, łożków, pierścieni tłokowych towarów sprzedawanych na metr, części wykładziny (dachów składanych miękkich, pokryw przedziału pasażerskiego, zestawów do foteli itp.) książek oraz żadnych części, które próbowano zainstalować. Towary muszą być zwrócone po uprzednim pokryciu kosztów transportu i podatków. Anglo Parts nie jest w stanie zwrócić kwoty podatków obowiązujących w kraju, do którego został dostarczony towar, kosztów przesyłki lub opakowania oraz prowizji, zapłaconej przez nas firmie obsługującej karty kredytowe. Możesz wykorzystać wartość tej noty kredytowej w przyszłości, przy innym zamówieniu na tę samą wartość. Nie zwracamy wartości noty kredytowej.

OPŁATY DODATKOWE - DEPOZYTY RZEMNE

Dodatkowa opłata zostanie dodana do ceny części oferowanych w ramach zamiany. Kwota opłaty dodatkowej jest dostępna na stronie internetowej w katalogowym spisie części oraz jest wymieniona w cenniku obok numeru odpowiedniej części i będzie umieszczona na fakturze po otrzymaniu starej części nadającej się do naprawy. Opłata dodatkowa zostanie zwrócona w całości pod warunkiem otrzymania części kompletnej, czystej, oczyszczonej z oleju oraz zwróconej w ciągu dwóch miesięcy od daty wystawienia faktury. Prosimy również o dostarczenie kopii naszej faktury. Wszelkie zwroty muszą zostać wysłane po uprzednim pokryciu wszystkich kosztów przesyłki. Jeśli eksportujesz do nas stary produkt, prosimy o wysłanie listu zawierającego imię, adres, numer telefonu, datę wysyłki oraz opis produktów, które zwracasz, wraz z wartością opłaty dodatkowej. Prosimy o wykonanie kilku kopii, a następnie przyklejenie jednej na paczce, umieszczenie jednej w środku opakowania oraz zatrzymanie jednej kopii. Ta informacja będzie nam potrzebna przy importowaniu towaru. Od razu po otrzymaniu towaru, sprawdzimy następujące rzeczy: czy towar jest należyście zapakowany oraz czy nie nastąpiło żadne uszkodzenie w czasie transportu, czy stary produkt jest podobny do produktu wysłanego do Klienta (właściwego oryginału), czy produkt jest kompletny oraz czy jego podstawowe części nadają się do naprawy. Prosimy nie przysyłać do wymiany silnika elektrycznego wycieraczki MGA w celu zamiany na silnik elektryczny wycieraczki TD ani dystrybutora bez aparatu zapłonowego bez zaawansowanego systemu. W drugim przypadku, zwrócimy opłatę dodatkową za aparat zapłonowy pomniejszoną o wartość (według naszego uznania) zaawansowanego systemu.

**TÄRKEITÄ ASIOITA**

Yleiset yrityksemme menettelytavat löydät laskujemme kääntöpuolelta ja verkkosivuiltamme. Päivitykset lisätään uusimpiin kuvastoihin ja hinnastoihin sekä päivitetään verkkosivuille. Tehdessäsi tilauksen hyväksyt ehdot. Voit aina ottaa yhteyttä saadaksesi päivitetyn julkaisun. Uusin korvaa aina aiemmat. Ole hyvä ja tutustu alla oleviin keskeisiin kohtiin.

MYyntIMIEHEMME

Emme ole koulutettuja autoteknikkoja emmekä ota vastuuta virheistä, joita sanomme tai kirjoitamme. Olemme harrastajia, jotka haluavat auttaa. Teknistä tietoa varten suosittelemme tutustumista tässä kuvastossa listattuihin kirjoihin.

KUVASTOMME/VERKKOSIVUMME

Teemme kaikkemme varmistaaksemme, että kuvastoissa ja verkkosivuilla olevat tiedot ovat oikein. Emme ota vastuuta mahdollisista virheistä tai epätarkkuuksista teknisissä tiedoissa, hinnoissa ja osien numeroissa. Meillä on oikeus korjata kaikki virheet. Havainnekuvat ja valokuvat kuvastoissa ja verkkosivuilla ovat ainoastaan havainnollistavia. Toimitettu tuote voi poiketa kuvassa esitetyistä, mutta toimii samalla tavalla ja on yhtä laadukas.

OSIEN NUMEROT JA HINNAT

Kaikki osat (tai osapaketit) on varustettu meidän omalla numerolla ja ne viittaavat vain yhteen tuotteeseen. TARVITTAVA MÄÄRÄ ("QTY") tarkoittaa tiettyyn käyttöön vaadittavaa määrää. Tilaamasi määrä voi olla eri määrä, ja pitää merkitä tilausta tehdessä. Osia, joita ei ole saatavilla uutena on mahdollisesti saatavana käytettyinä. Käytettyjä osia ei ole aina listattu verkkosivuiltamme tai hinnastoissa. Lähetämme sinulle pyydettäessä lisätietoja. Verkkosivuilla ja hinnastoissa näkyvät hinnat koskevat yhtä kappaletta kyseistä. Hinnat voivat muuttua ilman ennakkoilmoitusta. Verkkosivuilla hinnat ovat nähtävissä joko ilman arvonlisäveroa tai arvonlisäveron (21 %) kanssa valintasi mukaan. Kuvastojen mukana toimitetut hinnastot saattavat sisältää tai niistä on jätetty pois paikallinen arvonlisävero. Prosenttimäärä on kerrottu jokaisessa hinnastossa. Osien numerot muodostuvat kuudesta numerosta. Kolme ensimmäistä numeroa tarkoittavat osan tyyppiä. Esimerkiksi 161 on mutterit, 162 on ruuvit, 163 on tiivisterenkaat, jne. Osan saatavuus ja tilanne on nähtävissä verkkosivuilla ja hinnastossa. Seuraavat koodit ovat käytössä verkkosivuilla, hinnastoissa, kuvastoissa ja löytyvät osan numeron vierestä: SH – käytetty, EX – toimitetaan vaihtotuotteena ja lisäveloitus/pantti laskutetaan, NA. - Ei saatavilla tällä hetkellä. LHD - vasemmanpuoleinen ohjous, RHD – oikeanpuoleinen ohjous, A/R – tarkoittaa, että tarvittava määrä voi vaihdella käyttötarkoituksen mukaan. USE – osan numero on korvattu toisella ilmoitetulla numerolla.

TILAUKSET

Tilauksia otetaan vastaan VERKKOKAUPASSA, SÄHKÖPOSTILLA, FAXILLA, KIRJEELLÄ, PUHELIMITSE tai paikan päällä Anglo Parts jälleenmyyjän luona.

Jos tilaat muuten kuin verkkokaupassamme, pyydämme sinua täyttämään seuraavat tiedot käyttämällä TILAUSLOMAKETTA.

- ASIAKASNUMERO, nimi, osoite, puhelinnumero, fax, codice fiscale (ainoastaan Italiaan tilattaessa) tai ALV-numero.
- Tarkenna jos toimitusosoite on eri
- AUTON TIEDOT, merkki, malli, valmistusvuosi jne.
- Käytä ainoastaan Anglo Parts OSANUMEROITA
- Merkitse haluamasi määrä ja osien kuvaus
- Merkitse maksutapa: VISA, MASTER CARD, EURO CARD tai pankkisiirto
- Kun tilaus on lähetetty, laitamme sen sähköiseen tilausjärjestelmäämme ja tämän jälkeen käsittelemme tuoteselosteet, listat ja tarkistuslistat. Jo lähetetyn tilauksen

muuttaminen pysäyttää järjestelmän ja aiheuttaa viivästyksiä. Pyydämmekin, että tarkistat tilauksesi kahdesti ennen kuin lähetät sen meille. Näin pystymme toimittamaan osat ajallaan. Kiitos ymmärtäväisyydestänne.

MAKSUTAVAT

LUOTTOKORTIT: Tällä hetkellä hyväksymme seuraavat luottokortit: VISA, MASTER CARD, EURO CARD. Ole hyvä ja toimita luottokortin numero (yleensä 16 numeroa), voimassaoloaika ja kortin haltijan nimi.

PANKKI: Kun tilauksesi on kerätty, pakattu ja punnittu, teemme laskun ja ilmoitamme sinulle loppusumman, viitenumeron (ei verkkokaupassa) ja tilittömme. Muistathan aina käyttää viitenumeroa ja asiakasnumeroa laskua maksaessa.

TOIMITUS

BELGIA: Toimitamme ovelta ovelle ja tavarat sekä toimituskulut on maksettava tuotteiden toimituksen yhteydessä postiennekkona jos luottokorttia ei käytetty.

ULKOMAAT: Lähetämme pienet paketit UPS prepaidilla. Ainoa maksu vastaanottaessa saattaa olla paikallinen vero. Isoja ja painavia lähetystyyppejä varten käytämme taloudellista ja nopeaa kuljetustapaa. ANGLO PARTS pakkaukset lähetetään erittäin hyvin ja vioittuneiden tavaroiden saaminen on todella epätodennäköistä. Huomioithan kuitenkin, ettei Anglo Parts ole vastuussa kuljetuksessa kadonneista tai hajonneista tuotteista. Puutteista tai vioista, jotka eivät johdu kuljetuksesta, on ilmoitettava kolmen päivän sisäin tilauksen vastaanottamisesta. Kaikki pakkausmateriaalit on säilytettävä. Lasin kuljettaminen on tilaajan omalla vastuulla.

TUOTTEIDEN VASTAANOTTAMINEN

Tarkistathan heti tuotteen saatua, ettei sinetti tai teippi ole rikki eikä paketti ole vahingoittunut. Jos toteat puutteita tai vahinkoja, ilmoita näistä kuljettajalle ennen kuin kuittaa tavarantarkastuksen vastaanotetuksi. Pidä rahtikirjan kopio tallessa laskun kanssa ja tee korvausvaatimus kuljetusyhtiölle mahdollisimman pian. Joka tapauksessa, säilytä pakkausmateriaalit kunnes tilanne on selvitetty. Anglo Parts tarkastaa tuotteet varastosta kerättäessä, ja uudelleen pakkaamisen yhteydessä. Lopullinen tarkistus on kuitenkin asiakkaan vastuulla tuotetta vastaanottaessa. Varmistathan, että osat vastaavat tilaamiasi ja mekaaniset osat toimivat moitteettomasti. Eihän jätä tarkistusta siihen vaiheeseen, kun vasta tarvittavat osat ja ilmoitathan ongelmista kolmen päivän sisäin tuotteiden saapumisesta.

TAKUU

Lähes kaikki klassikkoautoteollisuuden osat on valmistettu pienissä erissä hyväksyttävään hintaan yhteistyöohjelmien yritysten toimesta. Me Anglo Partsilla tarkastamme, että tavarat ovat hyväksyttävissä, mutta emme voi tarkastaa jokaista yksittäistä tuotetta. Ostajan vastuulla on aina tarkastaa tuote ENNEN asentamista. Etenkin mekaaniset osat on syytä tarkistaa ja varmistaa, että ne ovat täydellisessä toimintakunnossa. Takuu-aika alkaa laskun päivästä, ei asennuspäivästä. Osillamme on normaali ja kohtuullinen takuu, mutta korvausvaatimus voi kattaa ainoastaan tuotteen arvon eikä missään tapauksessa työtä, kuljetusta, tuotteeseen liittyvien komponenttien vioittumista, väärästä asennuksesta aiheutunutta vikaa eikä osia, joita käytetään rallissa tai kilpailuissa. Kaikki osat, joista tehdään takuuvaatimus, tulee palauttaa liikkeeseen, josta ne on ostettu. Palautus tapahtuu seuraavalla tavalla: Tuotteen arvon on oltava yli 7,5 euroa, tuotteet lähetetään takaisin toimituskulut ja mahdolliset verot maksettuna, puhtaana ja hyvin pakattuna. Jos ostaja tai kolmas osapuoli on purkanut osan, ei tuote kuulu enää takuun piiriin.

Anglo Parts tekee lopullisen päätöksen ja toteaa oliko tuote viallinen vai onko vika syntynyt asennuksessa. Selvitämme tämän kun olemme saaneet tuotteet sinulta takaisin vahingoittomana. Tuotteet eivät saa vahingoittua palautuksen yhteydessä huonon pakkaamisen tai kuljetuksen takia. Takuu-aika kunnostetuille osille on rajoitettu kuuteen (6) kuukauteen ja iskunvaimentien osalta neljään (4) kuukauteen. Suurinta osaa muista tuotteista koskee takuu materiaali- ja valmistusvirheiden osalta joko valmistajan tai Anglo Parts NV:n puolesta. Takuu on voimassa vuoden alkaen laskutuspäivämäärästä.

PALAUTUKSET

Jos saat väärän tuotteen, ja se johtuu meidän virheestä, otamme tuotteen takaisin varastoon ja hyvitämme tuotteen arvon, poislukien 15% käsittelykuluja. Palautuksia ei oteta vastaan ilman kopiota laskusta tai 30 päivän jälkeen laskutuspäivästä. Palautus-oikeus ei koske laakereita, mäntiä, männänrenkaita, metritavaraa, verhoiluosia (kansia, kangaskattoja, istuinsarjoja, paneeleita jne.) kirjoja eikä osia joiden asennusta on yritetty. Tuotteet tulee palauttaa kuljetus ja verot maksettuna. Anglo Parts ei voi palauttaa maksettuja veroja, kuljetus- ja pakkauskustannuksia ja luottokorttiyhtiölle maksettua välityspalkkiota. Voit käyttää hyvityslaskun summan tulevassa tilauksessa. Emme hyvitä hyvityslaskujen summaa rahana.

LISÄVELOITUS – PANTTI

Vaihtotuotteina myytäviin tuotteisiin lisätään lisäveloitus/pantti. Lisäveloituksen hinta on nähtävissä verkkosivuilla kuvaston osalistassa ja on listattuna hinnastossa tuotteen numeron vieressä. Lisäveloitus laskutetaan kun odotamme vaihtotuotteen saapumista meille. Lisäveloitus palautetaan asiakkaalle kokonaisuudessaan, kun saamme tuotteen täydellisenä, puhtaana, öljystä tyhjennettynä ja palautettuna kahden (2) kuukauden kuluessa laskutuspäivämäärästä. Liitäthän mukaan aina kopion laskusta. Kaikki palautukset on lähetettävä kuljetusmaksu maksettuna. Lisäksi mukaan on liitettävä kirje, josta löytyy nimesi, osoitteesi, puhelinnumerosi, lähetyspäivämäärä, kuvaus palautettavista tuotteista sekä lisäveloituksen summa. Liitä yksi kopio pakettiin, toinen pakkaukseen ja pidä itselläsi kolmas kopio. Tarvitsemme nämä tiedot tuotteiden maahan tuotua varten. Tarkistamme heti tuotteen saapumista seuraavat seikat: onko tuote pakattu hyvin ja onko kuljetuksessa tullut vaurioita, vastaako tuote vaihdossa lähetettyä (oikea alkuperäinen), onko tuote kokonainen ja ovatko keskeiset osat uudelleenrakennettavissa. Eihän lähetä MGA:n tuulilasipyyhkiön moottoreita vaihdettavaksi TD:n pyyhkiön moottorin tai virranjakajia ilman ennakkosäädintä. Jälkimmäisessä tapauksessa palautamme lisäveloituksen, josta vähennämme (meidän arvioiman) ennakkosäätiimen arvon.

DOWNLOAD OUR OTHER ANGLO PARTS & ACCESSORIES CATALOGUES FOR FREE!

download the pdf versions of our catalogues for free at www.angloparts.com or buy them for 10 euros per item.



MGTC
part n° 190.275



MGTD-TF
part n° 190.067



MGA
part n° 190.001



MGB
part n° 190.002



MGC
part n° 190.158



MGF-TF 1996-2005
part n° 190.519



Sprite-Midget 1958-'64
part n° 190.504




Sprite-Midget 1965-'80
part n° 190.518



A.H. 100/4-3000
part n° 190.509



Mini 1969-2000
part n° 190.720



Land Rover Defender 90-110 1984-2006
part n° 190.779



Triumph TR2-4A
part n° 190.243



Triumph TR5-250-6
part n° 190.273



Triumph Spitfire
part n° 190.133



Triumph GT6
part n° 190.863



Morris Minor
part n° 190.718



Jaguar XK120-150
part n° 190.694



Jaguar MKII-Daimler V8
part n° 190.721



Jaguar E-type
part n° 190.695



Jaguar XJ, Series I, II, III
part n° 190.780



British Parts, Tools & Accessories
part n° 190.058

MGA 1955-1962

PARTS & ACCESSORIES CATALOGUE



www.angloparts.com

please visit our website for all contact information

Anglo Parts Shops

MAIN BRANCH BELGIUM

NETHERLANDS • ITALY • GERMANY

Authorized Anglo Parts Dealers

FRANCE • NETHERLANDS • SPAIN

SWEDEN • FINLAND • SWITZERLAND

CZECH REPUBLIC • SLOVAKIA

LUXEMBOURG • POLAND • HUNGARY



Eighth Edition • 190.001

Quality Parts & Service

